



*Valley Custom Door™*

Superior Craftsmanship.  
Remarkable Service.


CUSTOM CABINET DOORS  
DRAWER FRONTS & COMPONENTS

# CUSTOM YOU CAN COUNT ON.

Quality craftsmanship and a long tradition of excellent customer care are what you can expect from Valley Custom Door™. With over six decades of experience in the industry and thousands of combinations to choose from, we take pride in our ability to adapt and meet the changing needs of our customers.

Whether your order is for one or one thousand doors, you can be assured that our high standard of quality, service, and on-time delivery applies. Each product you see here may be ordered in any wood species, using a combination of the many profiles and finish choices we offer. Special order wood species and custom stain matching are also available...just ask!

*"Valley continues to provide a quality product and superior customer service, which is vital to our business."*






# PRODUCT CATALOG

04 - COPE & STICK

12 - MITERED

18 - FRENCH MITER



22 - GLASS & WOOD GRILL

26 - APPLIED MOULDING

28 - HDF & HDF MULLION

32 - TFL & VENEERED

34 - QTR CIRCLE & SLAB



# COPE & STICK


Cope and stick joinery produces a great look for cabinet door frames, and pinless construction is standard on all doors and drawer fronts. "Stick" is the molded edge cut along the frame's inside edge. Any piece that meets that molding must match the profile by being "coped." This subtle technique replaces the typical round-over profile with a clean and square corner. The tenon on Valley Custom Door cope and stick doors and drawer fronts is 5/8" long and provides the strongest joint available.



PINLESS  
TECHNIQUE.  
UTMOST  
QUALITY.



**301**  
**P201 – E106 – SR20**  
 • Maple - Hard  
 • Autumn Wheat



**401**  
**1/4" – E154 – SR22**  
 • Hickory  
 • Beechwood



**301(3)**  
**P209 – E110 – SR10**  
 • Cherry  
 • Brandy



**401(3)**  
**1/4" – E123 – SR77**  
 • Paint Grade  
 • Nightfall



**302**  
**P202 – E101 – SR10**  
 • Cherry - Rustic  
 • Natural - Brown Glaze



**303**  
**P203 – E102 – SR35**  
 • Oak Red  
 • Brandy




# STRENGTH IN DESIGN & CONSTRUCTION







**404**  
**1/4" – E115 – SR70**  
 • Oak Red - Rift  
 • Carmel



**405**  
**1/4" – E131 – SR31**  
 • Maple - Hard  
 • Harvest



**306**  
**P201 – E117 – SR35**  
 • Maple - Hard  
 • Fawn



**309**  
**P223 – E130 – SR90**  
 • Red Grandis  
 • Natural



**310**  
**P217 – E116 – SR86**  
 • Walnut  
 • Autumn Wheat



**311**  
**P223 – E109 – SR42**  
 • Rustic Alder  
 • Natural - Brown Glaze





# CONSISTENCY IN DESIGN & EXECUTION



**407L**  
1/4" - E106 - SR86  
• Stone Dust



**407R**  
1/4" - E106 - SR86  
• Stone Dust



**408**  
1/4" - E114 - SR40  
• Maple - Hard  
• Riverwood



**314**  
E104 - Louver  
• Maple - Hard  
• Desert Sand



**415**  
1/4" - E121 - SR30  
• Birch White  
• Natural



**318**  
P203 - E118 - SR20  
• Poplar  
• Natural





**417L**  
**1/4" - E104 - SR70**  
 • Maple - Hard  
 • Natural



**417R**  
**1/4" - E104 - SR70**  
 • Maple - Hard  
 • Natural



**420**  
**1/4" - E113 - SR20**  
 • Paint Grade  
 • Eggshell - Brushed Black Glaze



**323L**  
**P203 - E112 - SR70**  
 • Birch Red  
 • Natural



**323R**  
**P203 - E112 - SR70**  
 • Birch Red  
 • Natural



**326**  
**P207 - E129 - SR70**  
 • Oak Red  
 • Driftwood





**421L**  
**1/4" - E126 - SR15**  
 • Cherry  
 • Wild Cherry



**421R**  
**1/4" - E126 - SR15**  
 • Cherry  
 • Wild Cherry



**425**  
**1/4" VGP-2 - E104 - SR91**  
 • Paint Grade  
 • Winter White



**427**  
**1/4" - E124 - SR89**  
 • Cherry  
 • Natural



**328**  
**P212 - E104 - SR30**  
 • Oak White - Rough Sawn  
 • Natural



**4015**  
**1/4" - E104 - SR30**  
 • Paint Grade  
 • Fieldstone





COPE & STICK



# MITERED

## CLEAN LINES. UNIQUE DESIGNS.

For a level of sophistication, mitered doors and drawer fronts are an ideal option. All mitered joints from Valley Custom Door are constructed using a blind mortise and tenon that is 3/8" thick by 1/2" deep. The width of the mortise and tenon can vary depending on the frame width of the door or drawer front. Mitered cabinet doors and drawer fronts also allow for a variety of frame profiles. Open frames for glass or mullions are available in all mitered door styles as well.





**MR10RP(2-1/2)**  
**P201 – E126 – MR10**  
 • Alder  
 • Chestnut



**MR15FP(3)**  
**1/4" – M306 – MR15**  
 • Maple - Hard  
 • Classic Grey



**MR20RP(2-1/4)**  
**P210 – E117 – MR20**  
 • Cherry  
 • Riverwood



**MR25FP(2-3/4)**  
**1/4" – E112 – MR25**  
 • Paint Grade  
 • Snow White - Brushed Brown Glaze  
 • Natural



**MR30FP(2-1/4)**  
**1/4" – E121 – MR30**  
 • Oak White  
 • Natural



**MR35RP(2-1/4)**  
**P207 – E111 – MR35**  
 • Paint Grade  
 • Frost  
 • Riverwood







**MR40FP(3)**  
 1/4" - M302 - MR40  
 • Hickory  
 • Dark Pecan



**MR50RP(2-1/4)**  
 P203 - E123 - MR50  
 • Alder  
 • Natural



**MR65FP(2-1/2)**  
 1/4" - E124 - MR65  
 • Cherry  
 • Wild Cherry



**MR86RP(3)**  
 P203 - E122 - MR86  
 • Paint Grade  
 • Fieldstone



**358**  
 P223  
 • Oak Red  
 • Slate



**460**  
 1/4"  
 • Paint Grade  
 • Eggshell - Brushed Brown Glaze





**MR70RP(2-3/4)**  
**P211 - E111 - MR70**  
 • Maple - Hard  
 • Carmel - Brown Glaze



**MR75FP(3)**  
**1/4" - E114 - MR75**  
 • Paint Grade  
 • Indigo



**MR77FP(2-1/2)**  
**1/4" - E104 - MR77**  
 • Paint Grade  
 • Custard



**MR80FP(2-1/2)**  
**1/4" - E115 - MR80**  
 • Paint Grade  
 • Eggshell



**362**  
**P203**  
 • Oak White - Rift  
 • Natural



**463**  
**1/4"**  
 • Paint Grade  
 • Cobblestone - Brushed Black Glaze



**364**  
**P209**  
 • Maple - Hard  
 • Harvest - Black Glaze



**366**  
**P202**  
 • Hickory  
 • Carmel






**467(2-1/4)**  
**1/4" - M304**  
 • Oak Red  
 • Chestnut



**368(2-1/2)**  
**P204 - E118**  
 • Hickory  
 • Riverwood



**469**  
**1/4"**  
 • Birch White  
 • Natural



**370**  
**P209**  
 • Oak Red - Quarter Sawn  
 • Natural



**371**  
**P203**  
 • Ash  
 • Natural



**382**  
**P202**  
 • Hickory  
 • Fawn



**383(3)**  
**P217 - E122 - MR383**  
 • Alder  
 • Dark Pecan



**472**  
**1/4"**

- Maple - Hard
- Autumn Wheat - Brown Glaze



**373**  
**P207**

- Cherry
- Brandy - Black Glaze



**475**  
**1/4"**

- Maple - Hard
- Java

*"We owe a big portion of our success as a new company to Valley Custom Door and look forward to continuing our business with them. We consider their quality and craftsmanship second to none."*



**387(2-3/4)**  
**P202 - M305 - MR387**

- Cherry
- Wild Cherry - Brown Glaze



**488(3)**  
**1/4" - E104 - MR488**

- Maple - Hard
- Cascade



**395**  
**P223**

- Paint Grade
- Hearthstone - Brushed Black Glaze



**497**  
**1/4"**

- Paint Grade
- Snow White



# FRENCH MITTER

PROVIDING  
DESIGN  
FLEXIBILITY  
WITH  
MAXIMAL  
STRUCTURAL  
INTEGRITY.





**FM40FP(2-1/4)**  
1/4" - E115 - FM40

- Cherry
- Cascade



**FM50RP(3)**  
P202 - E121 - FM50

- Oak Red
- Lava Stone



**FM75FP(2-1/2)**  
1/4" - E121 - FM75

- Hickory Calico
- Driftwood



**FM367RP(2-1/2)**  
P201 - E106 - FM367

- Alder
- Regal Cherry



**FM368RP(2-3/4)**  
P209 - E126 - FM368

- Oak Red
- Dark Pecan



**FM383RP(2-1/4)**  
P223 - E127 - FM383

- Maple - Hard
- Riverwood



Valley Custom Door French Mitered doors and drawer fronts provide the look of a mitered or applied moulding door with the flexibility of a traditional cope and stick door. The inside profile detail is integrated into the stiles and rails. The end result? A more refined appearance with superior structural integrity.



**FM87FP(2-3/4)**  
**1/4" - E104 - FM87**  
 • Oak Red  
 • Fawn



**FM100(3)**  
**1/4" - E104 - FM100**  
 • Oak Red  
 • Rocky Road



**FM128FP(3)**  
**1/4" - E124 - FM128**  
 • Cherry  
 • Brandy



**FM387RP(2-1/4)**  
**P204 - E131 - FM387**  
 • Maple - Hard  
 • Lava Stone



**FM388FP(3)**  
**1/4" - E123 - FM388**  
 • Maple - Hard  
 • Driftwood





# GLASS & WOOD GRILL

## ADD EXTRA DISPLAY CAPABILITIES TO YOUR CABINETRY

Valley Custom Door glass and wood grill doors include 17 unique patterns to meet your desired style. Glass and wood grills are a nice option for those looking to showcase items using their cabinetry. And, to add a unique touch, we offer special mullion designs to complete your desired look.



**301G**  
**E127 – SR70 G**  
• Cedar Knotty  
• Natural



**301G(3)**  
**E130 – SR25 G**  
• Walnut  
• Autumn Wheat



**301WG**  
**E110 – SR70 G**  
• Alder  
• Honey Maple




**302G**  
**E116 – SR10 G**  
• Maple - Soft  
• Natural



**302WG**  
**E118 – SR35 G**  
• Oak Red  
• Autumn Wheat



**336WG**  
**E114 – SR80 G**  
 • Maple - Hard  
 • Riverwood



**337WG**  
**E104 – SR35 G**  
 • Maple - Hard  
 • Driftwood



**338WG**  
**E104 – SR10 G**  
 • Maple - Hard  
 • Carmel



**333WG**  
**E104 – SR20 G**  
 • Maple - Hard  
 • Cascade



**335WG**  
**E106 – SR20 G**  
 • Maple - Hard  
 • Lava Stone



**303G**  
**E124 – SR20 G**  
 • Cherry  
 • Dark Pecan



**341WG**  
**E114 – SR15 G**  
 • Paint Grade  
 • Hearthstone - Black Glaze



**342WG**  
**E109 – SR35 G**  
 • Paint Grade  
 • Fieldstone - Black Glaze



**343LWG**  
**E117 – SR10 G**  
 • Cherry  
 • Regal Cherry



**343RWG**  
**E117 – SR10 G**  
 • Cherry  
 • Regal Cherry





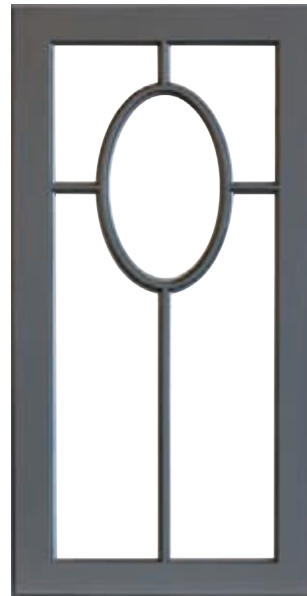
**344LWG**  
**E106 – SR20 G**  
 • Maple - Hard  
 • Java



**344RWG**  
**E106 – SR20 G**  
 • Maple - Hard  
 • Java




**345LWG**  
**E106 – SR20 G**  
 • Maple - Hard  
 • Cascade



**349WG**  
**E106 – SR20 G**  
 • Paint Grade  
 • Cobblestone - Black Glaze



**390WG**  
**E111 – SR25 G**  
 • Cherry  
 • Autumn Wheat - Brown Glaze



**391WG**  
**E104 – SR30 G**  
 • Paint Grade  
 • Cobblestone




**345RWG**  
**E106 – SR20 G**  
 • Maple - Hard  
 • Cascade



**346WG**  
**E106 – SR20 G**  
 • Paint Grade  
 • Stonegate




**347WG**  
**E106 – SR20 G**  
 • Maple - Hard  
 • Natural



**348WG**  
**E106 – SR20 G**  
 • Maple - Hard  
 • Harvest - Black Glaze



**392WG**  
**E126 – SR80 G**  
 • Alder  
 • Autumn Wheat



**392-2WG**  
**E123 – SR30 G**  
 • Paint Grade  
 • Eggshell - Brown Glaze



**393WG**  
**E105 – SR80 G**  
 • Alder  
 • Harvest



**394WG**  
**E127 – SR10 G**  
 • Cherry  
 • Cascade

*"Whether it's been a small job or a large project, Valley can do it. They keep the product line fresh with new styles and finishes. Quality, service, and reliability are the cornerstones of what we look for."*

# APPLIED MOULDING

RAISE THE BAR WITH HAND CRAFTED APPLIED MOULDING.

Take your custom cabinetry to a higher level with expertly crafted applied moulding doors and drawer fronts from Valley Custom Door. Add elegance, show a decorative flair and create a distinctive look. By adding decorative moulding to flush doors, you can give your doors and drawer fronts depth and dimensionality. Applied moulding gives you creative flexibility while adding beauty and character to your cabinets.



**MR80RPAM(2-1/2)**  
P217 – E127 – MR80 – V125  
• Oak Red  
• Lava Stone - Black Glaze



**401AM**  
1/4" – E109 – SR30 – V127  
• Paint Grade  
• Fieldstone - Brushed Black Glaze



**301AM**  
P210 – E110 – SR10 – V102  
• Hickory  
• Natural



**301AM(3)**  
P202 – E101 – SR20 – SR107  
• Paint Grade  
• Eggshell - Black Glaze




**601AM**  
E123 – SRP211 Deep – V100  
• HDF  
• Snow White





**MR35FPAM(2-3/4)**  
 1/4" – E130 – MR35 – V109  
 • Maple - Hard  
 • Fawn - Brown Glaze



**301AM**  
 P201 Deep – E124 – SR35 – V114  
 • Cherry  
 • Regal Cherry - Black Glaze



**MR35FPAM(3)**  
 1/4" – E126 – MR35 – V126  
 • Paint Grade  
 • Cobblestone



**301AM**  
 P203 – E112 – SR35 – V116  
 • Alder  
 • Carmel



**MR30FPAM(2-1/4)**  
 1/4" – E115 – MR30 – V105  
 • Cherry  
 • Chestnut




**365AM**  
 P209 – MR365 – V106  
 • Maple - Hard  
 • Carmel



**374AM**  
 P223 – MR374 – V106CP  
 • Maple - Hard  
 • Autumn Wheat - Black Glaze



**476AM**  
 1/4" – MR476 – V106  
 • Alder  
 • Chestnut





# HDF & HDF MULLION

SEAMLESS JOINTS AND  
QUALITY YOU CAN COUNT ON.

HDF doors, drawer fronts and mullions are an economical alternative to solid wood for your painted cabinetry. A composite material made of recycled wood fibers plus resin, high density fiberboard (HDF) is produced in dense sheets, making it able to withstand heat and humidity changes better than solid wood. An HDF core is extremely stable and consistent, and it's also free of any voids.







**509E**  
**E106**  
 • HDF  
 • Harbor Grey



**601**  
**E106 – SRP211**  
 • HDF  
 • Snow White



**602**  
**E121– SRP209**  
 • HDF  
 • Meadow



**616(3)**  
**P204 – E104MDF – SR30MDF**  
 • HDF  
 • Country White



**603**  
**E105 – SRP211**  
 • HDF  
 • Ivory



**609**  
**E104 – SRP211**  
 • HDF  
 • Woodland Grey



**615**  
**1/4" – E104MDF – SR15HDF**  
 • HDF  
 • Harbor Blue



**650RG**  
**E124 – Cove**  
 • HDF  
 • Cobblestone - Black Glaze



**693WG**  
**E104 – SR30G**  
 • HDF  
 • Hearthstone



**624**  
**E104 – SRP209**  
 • HDF  
 • Fieldstone



**650L**  
**E118 – SRP211**  
 • HDF  
 • Stonegate



**601G**  
**E131 – SR20G**  
 • HDF  
 • Atlantic Blue




**601WG**  
**E114 – SR30G**  
 • HDF  
 • Wild Honey



**695WG**  
**E123 – Rabbit**  
 • HDF  
 • Ebony



**696WG**  
**E106 – SR20G**  
 • HDF  
 • Country White



**697WG**  
**E124 – Cove**  
 • HDF  
 • Woodland Grey




**698WG**  
**E110 – SR30G**  
 • HDF  
 • Atlantic Blue



# TFL & VENEER

## CONTEMPORARY AND FRESH STYLE WITH OPTIONS.

For those who want a more modern and contemporary look, thermally fused laminate (TFL) and veneer doors and drawer fronts from Valley Custom Door are ideal options. Your customer's preferences and décor inspire us to create unique doors to match their style, and to customize further. Our veneered doors and drawer fronts feature an MDF core door with veneer on the front and back sides with real wood veneer banded edges.



**509  
2MM**  
• WPF Maple  
• Honey Maple



**509  
2MM**  
• P/S Hickory  
• Brandy



**509H  
2MM**  
• MDF – Oak Red - Rift  
• Natural



**514**  
• P/S Cherry  
• Rocky Road




**514**  
• HDF  
• White Sky




**514**  
• P/S Walnut  
• Natural





**550**  
 • TFL Slab  
 • Black Havana Pine H3081



**550**  
 • TFL Slab  
 • Lava Grey Fleetwood H3453



**551**  
 • TFL 3-Piece  
 • Grey-Beige Gladstone Oak H3326




**552 (3)**  
 • TFL 5-Piece  
 • Natural Halifax Oak H1180

# THERMALLY FUSED LAMINATE



Black




Black Havana Pine



Grey-Beige Gladstone Oak




Grey-Beige Tossini Elm



Lava Grey Fleetwood



Natural Halifax Oak



Tobacco Halifax Oak



White



White Halifax Oak




# QUARTER CIRCLE & SOLID WOOD SLAB

## MAKE A STATEMENT WITH QUALITY CONSTRUCTED DESIGNS.

Quarter circle doors are a nice solution for stand-alone cabinets or a way to add a centerpiece to cabinetry. They bring elegant curves and variety to classic cabinetry. Wood slab doors and drawer fronts are solid, flat options offering clean lines, making them perfect for transitional and contemporary designs. Both options showcase the quality and craftsmanship Valley Custom Door applies to each and every piece that leaves our facility.



**203**  
**E104**  
• Pine White - Knotty  
• Natural



**204**  
**E114**  
• Rustic Hickory  
• Fawn



**205**  
**E121**  
• Cherry  
• Brandy



**450L**  
**1/4" - E106 - SR20**  
 • Cherry  
 • Autumn Wheat



**450R**  
**1/4" - E106 - SR20**  
 • Cherry  
 • Autumn Wheat



**351L**  
**P209 - E104 - SR10**  
 • Maple - Hard  
 • Dark Pecan



**351R**  
**P209 - E104 - SR10**  
 • Maple - Hard  
 • Dark Pecan



**350LWG**  
**E110 - SR70 G**  
 • Walnut  
 • Brownstone



**350RWG**  
**E110 - SR70 G**  
 • Walnut  
 • Brownstone



**350LWG**  
**E131 - SR35G**  
 • Mahogany  
 • Natural



**350RWG**  
**E131 - SR35G**  
 • Mahogany  
 • Natural







5/8" Dovetail Drawer Box — Select Maple



5/8" Dovetail Drawer Box — Select Cherry



Doweled Melamine Box



Removable Silverware Insert



Knife Block with Cork Insert



Sliding Drawer within a Drawer



Roll-out Wastebasket



Corner Drawer with Optional Front Divider

# DRAWER BOXES



5/8" Dovetail Drawer Box — Standard Walnut



1/2" Walnut Edge Drawer Box



Removable Drawer Divider Insert



Removable Spice Tray



Removable Peg Board Organizer



High-Back Drawer Box with Optional Scoop Front



U-Shape Drawer Box



Hanging File System Insert  
Drawer Box is Sold Separately



## DOVETAIL CONSTRUCTION FOR STRENGTH, STYLE AND DURABILITY.

Drawer boxes from Valley Custom Door are custom, solid wood boxes that are the highest quality you'll find. Our 5/8" drawer boxes are built to your size specifications and may be ordered either assembled or unassembled, finished (clear coat) or unfinished, with or without bottoms. You can customize all our boxes further by selecting the wood species of your choice. Enhance any cabinetry project with quality options in drawer boxes from Valley Custom Door.




# REFACING

## A FRESH NEW LOOK FOR EXISTING CABINETRY.

Valley Custom Door can supply all the products needed for your refacing projects: fluted rails and rosettes, corbels, mouldings, solid wood veneer, turnings and more. Plus, all can be finished to match your needs. When full cabinetry replacement is not an option, count on Valley Custom Door to provide and deliver solutions to make your installations efficient and your projects impressive.



Fluted Rails and Rosettes



Corbels



38 Mouldings



Real Wood Veneer



Turnings



# A TRADITION OF CRAFTSMANSHIP





 **CARB II AND TSCA  
TITLE VI COMPLIANT**



***Valley Custom Door™***

Superior Craftsmanship.  
Remarkable Service.

845 Prosper Street  
De Pere, WI 54115-3103  
Phone: 888-815-9648

[ValleyCustomDoor.com](http://ValleyCustomDoor.com)

Email: [vcd@valleycustomdoor.com](mailto:vcd@valleycustomdoor.com)