



*Valley Custom Door*  
2024 Pricing & Specification Guide

**“Superior Craftsmanship. Remarkable Service.”**

At Valley Custom Door, this is not only a tagline, but a mission statement. We strive to live up to this expectation daily, providing customers a product on which they can be proud to place their name. Since 1960, Valley Custom Door has been a part of the woodworking industry, combining top-notch service with high-tech manufacturing capability. Our decades of experience producing cabinet doors and re-facing components is unquestionably evident. Valley Custom Door has been built on hard work, strong old-fashioned family values, and a drive to do better, day in and day out. No matter the size of the job, all of our products can be ordered unfinished or prefinished in one of our many standard finish options. We can even custom-match paint and stain colors to your liking. We believe that our commitment to quality, service, and on-time deliveries is unsurpassed... We think you will, too!

**Table of Contents**

Setting up an Account and Payment Terms	2	Wainscot Panels	83
Setting up an Account/Terms/Ordering Information	2	Prefinishing	86
Price Quotations/Confirming Orders	2	Finish Process	86
Cope and Stick Door Construction	3	Stained Finish	86
Simplicity Series	4	Painted Finish	86
Raised Panel	8	Custom Matched Finishes	86
Louvered Doors	13	Glaze	86
Raised Panel 5-Piece Drawer Fronts	14	Distressing	87
Stile And Rail Profiles	15	Stain Colors	88
Raised Panel Profiles	18	Paint Colors	89
Cope And Stick Outside Edge Profiles	19	Cabinet Accessories	90
Flat Panel	20	Valances, Shelves & Brackets	91
Flat Panel Profiles	25	Appliance Door	92
3/4" and 1" Slab Style Drawer Fronts	26	Face Frames	93
Woodgrill Doors	28	Fluted Rails	94
Glass Options	31	Rosette/Plinth	95
Figuring Mullion Door Pricing	31	Flute Rails Pricing	96
Mitered Doors	32	Plinth Block Pricing	96
Mitered Door & Drawer Front Edge Profiles	33	Rosettes Block Pricing	96
Mitered Doors & Drawer Fronts Pricing	47	Veneers & Plywood Panels	97
French Mitered Doors	49	1/4" Solid Stock	100
French Mitered Outside Edge Options	52	3/4" Solid Stock	101
French Mitered Pricing	53	Master Finish Pricing	102
Applied Moulding	54	Master Price Table for Mouldings	103
V-100 Applied Moulding	54	Millwork	104
V-109 Applied Moulding	55	Trim Moulding	104
V-114 Applied Moulding	56	Applied Moulding	106
V-126 Applied Moulding	57	Crown Moulding	108
V-116 Applied Moulding	58	Base/Casing	116
V-105 Applied Moulding	58	Drawer Box	119
V-127 Applied Moulding	59	Dovetail Drawer Pricing	120
V-125 Applied Moulding	59	Dovetail Drawer Options	122
V-102 Applied Moulding	60	Drawer Options	123
SR-107 Applied Moulding	61	Waste Basket Drawer	125
V-106 Applied Moulding	62	Drawer Box Guides	126
Rough Sawn Doors	64	Floating Shelves	127
Solid Wood Doors	66	Custom Wood Hoods	128
Quarter Circle Doors	67	Wood Hood Liner & Blower Units	130
MDF Veneer Doors	68	Appliance Garages	131
Thermally Fused Laminate	69	Mantel Shelves	132
MDF Veneer w/Solid Wood Edging	73	Mantel & Surrounds	133
5-Piece HDF Shaker Door	72	Warranty/Remake Information/Care Instructions	137
One-Piece HDF Doors & Drawer Fronts	74	Wood Specifications	138
One-Piece HDF Woodgrill Doors	76	Display Products & Samples	140
Hinge Boring	78	Handling And Freight Policy	142
Blum Hinges	81		
Door Options	82		

**Setting up an Account and Payment Terms**

We require all customers to fill out and return a copy of our Customer Information Form (available on our website) in order to establish an account with us. We will use the completed form to assign your account number and payment terms as listed below:

- Net/30 Days—Full balance is due 30 days from the Invoice Date. Credit Limits will be established for all open accounts. Discounts may be voided if outstanding balances are not paid within terms.
- C.O.D. Regular—A company or personal check will be accepted for payment upon delivery.
- C.O.D Cash — A cashier’s check or money order will be accepted for payment upon delivery.
- 50% Deposit / C.O.D. Regular — A 50% deposit is required on each order with the balance paid by company or personal check.
- 50% Deposit / C.O.D. Cash — A 50% deposit is required on each order with the balance paid by cashiers check or money order.
- VISA or Mastercard are accepted as alternate methods of payment to the terms listed above (Not available for Net 30 Terms)
- ACH is also an acceptable form of payment - please contact your CSR for the ACH form and instructions.

**Price Quotations/Confirming Orders**

We accept orders and price quotation requests in any of the following ways:

Online Order Forms can be emailed directly to us at [vcd@valleycustomdoor.com](mailto:vcd@valleycustomdoor.com). The forms are available on our website: [www.valleycustomdoor.com](http://www.valleycustomdoor.com)

Fax: 1-920-336-5956 (24 hours a day, 7 days a week)

**We will furnish a price quotation for customer approval for all jobs. Quotes must be signed off on by an authorized person and sent back to us via e-mail or fax. Upon receiving approval, we will place into production and send you an acknowledgement with an Estimated Ship Date. NO changes to the order can be made after the order is scheduled for production. All ship dates are determined by the work volume at the time the order is placed, this includes all orders regardless of size.**

**Expedited Service for Orders of 11 doors or less can be placed at a reduced discount rate. Please contact your Customer Service Representative for pricing and lead-times for this service.**

**Orders of 12 doors or more needing expedited service will need to be approved by your Customer Service Representative prior to scheduling production.**

**Estimated ship dates do not include shipping time.**

**Pricing**

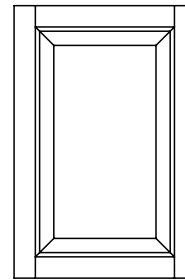
**All prices shown are LIST and a discount will apply on orders that are placed for resale purpose only.**

All Door and Drawer Front pricing is figured per square foot. To determine the square footage, you must first round up the width and height to the next whole inch then multiply them together and divide by 144. This is the number you will multiply by the List Price. All doors have a 1 square foot minimum and all drawer fronts have a 1/2 square foot minimum for pricing.

There are pricing tables for all products located in each product section. **Pricing is subject to change without notice.**

**Important Ordering Information**

- All sizes need to be ordered in increments of 1/16".
- Doors, drawer fronts and drawer boxes must be ordered by the actual size needed, not the opening size.
- Minimum sizes will apply to doors and drawer fronts. The minimum size is listed below each sketch as shown below or is listed in the price table information. All minimum sizes are based off of 2¼" stiles/rail width unless noted.
- Each Cope & Stick door style will have a line sketch of the style with price group and minimum size listed below. Mitered and French Mitered doors will have a line sketch of the frame and be categorized by frame width for pricing.
- Please order components in the following order. VCD is not responsible for incorrect sizes if not ordered in this order.
  - Doors: Width then Height
  - Drawer Fronts: Width then Height
  - Drawer Boxes: Width then Depth then Height
- Glass is not supplied

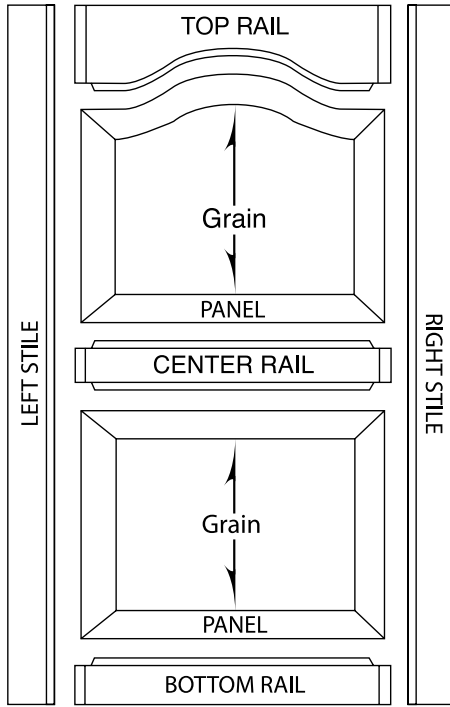


1. Design Sketch

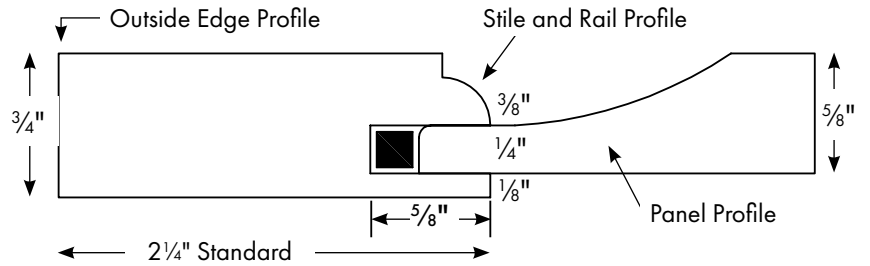
- 2. Style Number ..... 301
- 3. Price Group Number ..... Price Group 100
- 4. Price Group Number for Glass .Price Group 100G (Glass)
- 5. Minimum Sizes, Width x Height ..... 7¼ x 7¼

The tenon on our Cope & Stick style doors and drawer fronts is  $\frac{5}{8}$ " long and provides the strongest joint available. Standard frame width for Cope & Stick style doors is  $2\frac{1}{4}$ ". To guarantee against warping, doors that are 48" or taller will automatically have a center rail added unless specified as "single panel" by the customer. Center rail width varies with the overall frame width of the door selected. Doors over 24" wide with a single panel will not be warranted. Standard frame size on 5-piece drawer fronts is  $1\frac{1}{4}$ " top and bottom rails with the stiles  $2\frac{1}{4}$ " wide to match the door unless otherwise specified. Wider or narrower frames are available upon request and will be upcharged per the chart below.

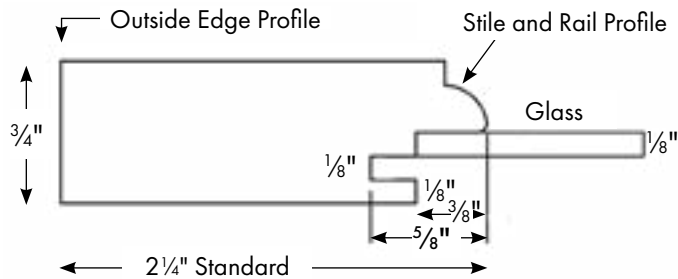
**Typical Cope & Stick Door Construction**



**Cope & Stick Construction**



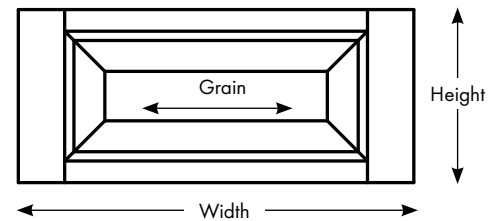
**Cope & Stick Glass Construction**



If ALL Stiles & Rails on the door are the same size but are NOT our standard  $2\frac{1}{4}$ " width:

	Amount to Add per SQUARE FOOT
$1\frac{5}{16}$ " to $2\frac{3}{16}$ "	\$2.45
$2\frac{5}{16}$ " to 3"	\$2.45
$3\frac{1}{16}$ " to $3\frac{1}{2}$ "	\$4.90
$3\frac{3}{16}$ " to 4"	\$7.40
Over 4"	call for pricing

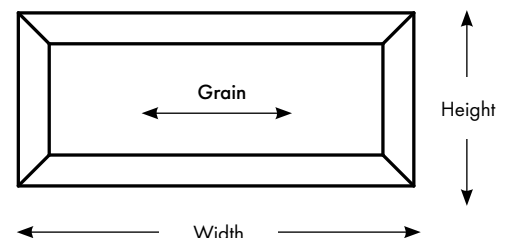
**Typical 5-Piece Drawer Front**




All Stiles & Rails on the door are NOT the same size: (Applies to Cope & Stick Style Doors ONLY.)

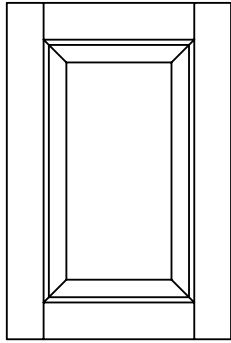
	Amount to Add per Stile & Rail
$1\frac{5}{16}$ " to $2\frac{3}{16}$ "	\$5.30
$2\frac{5}{16}$ " to 3"	\$5.30
$3\frac{1}{16}$ " to $3\frac{1}{2}$ "	\$6.75
$3\frac{3}{16}$ " to 4"	\$8.75
$4\frac{1}{16}$ " to $4\frac{1}{2}$ "	\$11.50

**Typical Slab Drawer Front**

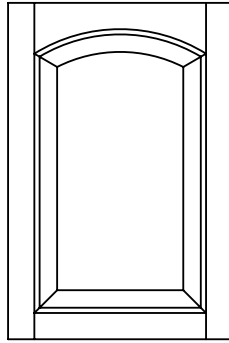




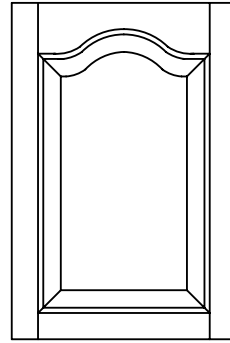
**301**  
Price Group-100  
7¼ x 7¼



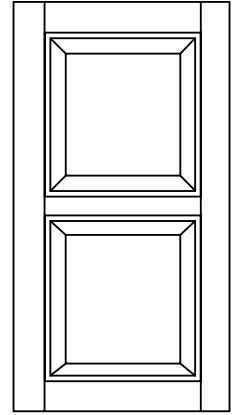
**301(3)**  
Price Group-101  
8¾ x 8¾



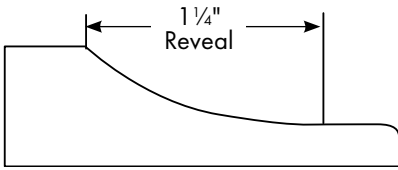
**303**  
Price Group-101  
8 x 8¾




**302**  
Price Group-101  
8 x 9



**3015**  
Price Group-100  
7¼ x 15¾



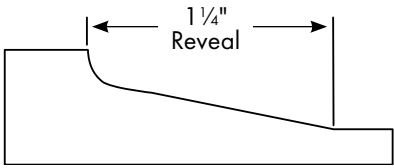
**P-201**



**SR-10**



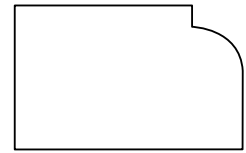
**E-104**



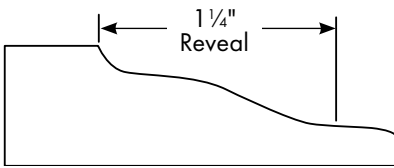
**P-202**



**SR-20**



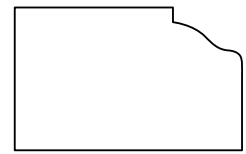
**E-106**



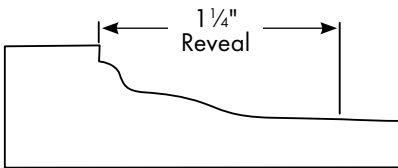
**P-203**




**SR-35**



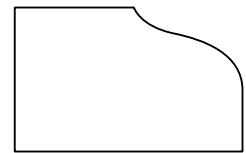
**E-110**



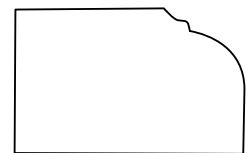
**P-209**




**SR-70**



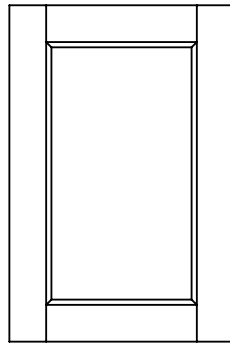
**E-118**



**E-127**

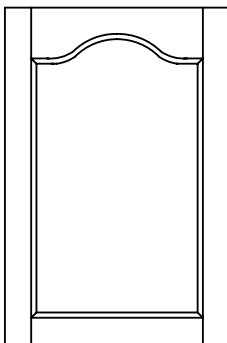


**301G**  
Price Group-100G  
7¼ x 5½

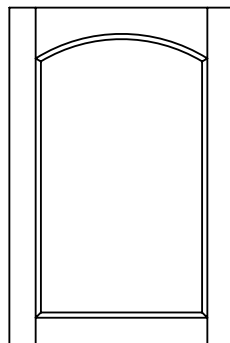


**301G(3)**  
Price Group-101G  
8¾ x 8¾

Wood Species	100	101	100G	101G	Slab
Alder	\$34.29	\$36.56	\$25.99	\$23.73	\$28.37
Birch White	\$31.83	\$34.06	\$24.54	\$26.75	\$26.08
Cherry	\$38.41	\$40.66	\$27.73	\$29.97	\$32.62
Hickory-Calico	\$31.10	\$33.30	\$24.15	\$26.38	\$25.31
Maple Hard White	\$31.22	\$33.38	\$24.06	\$26.23	\$25.56
Maple Soft	\$31.70	\$33.97	\$24.64	\$26.91	\$25.80
Oak Red	\$30.03	\$32.23	\$23.65	\$25.87	\$24.28
Paint Grade	\$27.97	\$30.16	\$20.58	\$22.77	\$22.20
Paint Grade HDF Panel	\$25.55	\$27.74	NA	NA	NA



**302G**  
Price Group-101G  
7½ x 7½



**303G**  
Price Group-101G  
8 x 6¾

**Simplicity Series**

- MUST choose from the profiles listed on pages 4 and 5 for this pricing
- Only available in the wood species listed above
- Doors have minimum 1 square foot charge
- Only slab fronts are available with a minimum of 1/2 square foot charge
- Woodgrills not available at this price point for glass doors
- We do not supply glass
- See page 78 for hinging information
- V-grooving on panels is not available at this price point
- Customizing of frame size not available at this price point




**SR-10G**




**SR-20G**



**SR-30G**




**SR-35G**

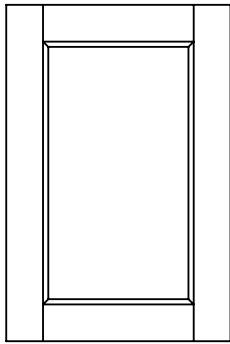


**SR-70G**

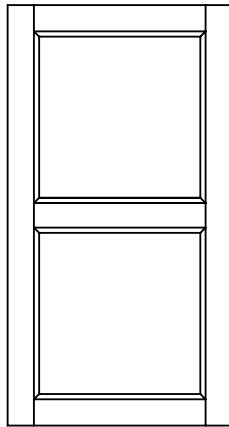




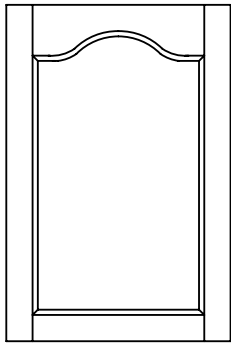
**401**  
Price Group-200  
7¼ x 5½



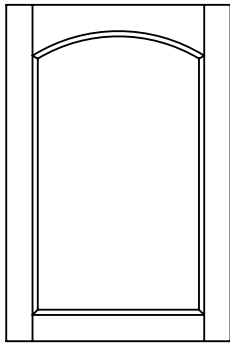
**401(3)**  
Price Group-201  
8¾ x 7



**4015**  
Price Group-200  
7¼ x 9



**402**  
Price Group-201  
8 x 7½



**403**  
Price Group-201  
8 x 6¾

Wood Species	200	201	Slab
Alder	\$27.75	\$30.06	\$28.37
Birch White	\$24.52	\$26.71	\$26.08
Cherry	\$29.99	\$32.20	\$32.62
Hickory-Calico	\$24.84	\$27.06	\$25.31
Maple Hard White	\$26.13	\$28.33	\$25.56
Oak Red	\$23.67	\$25.89	\$24.28
Paint Grade	\$22.61	\$24.81	\$22.20
Paint Grade MDF Panel	\$20.78	\$22.98	NA


**Simplicity Series**

- MUST choose from the profiles listed on this page for this pricing
- Only available in the wood species listed above
- Doors have minimum 1 square foot charge
- Only slab fronts are available with a minimum of 1/2 square foot charge
- See page 78 for hinging information
- V-grooving on panels is not available at this price point
- Customizing of frame size not available at this price point


¼" Standard 1/4" Veneer MDF Core Panel



SR-10




SR-20



SR-30



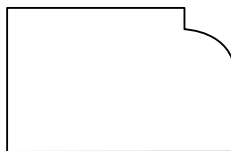
SR-35



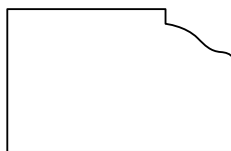
SR-70



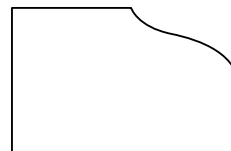
E-104



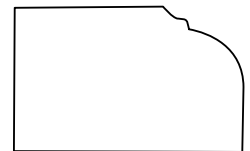
E-106



E-110




E-118



E-127








**301** Price Group-100  
Price Group-100G (Glass) 7¼ x 7¼

**301(3)** Price Group-101  
Price Group-101G (Glass) 8¾ x 8¾

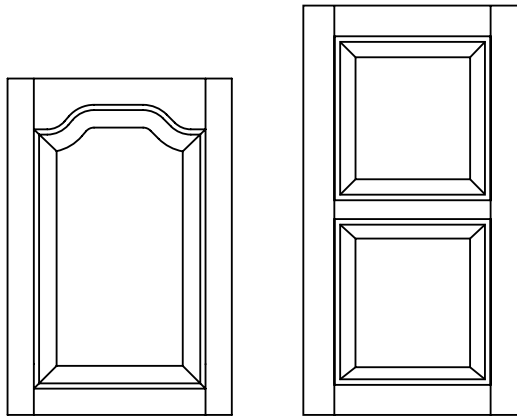
**302** Price Group-101  
Price Group-101G (Glass) 8 x 9



**303** Price Group-101  
Price Group-101G (Glass) 8 x 8¾

**307L** Price Group-101  
Price Group-101G (Glass) 8 x 10¼

**307R** Price Group-101  
Price Group-101G (Glass) 8 x 10¼



**310** Price Group-101  
Price Group-101G (Glass) 8 x 9¼

**3015** Price Group-100  
Price Group-100G(Glass) 7¼ x 15¾

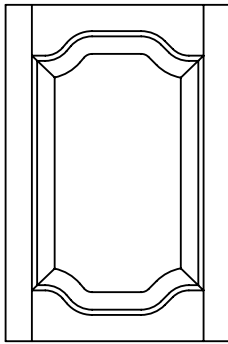
Wood Species	100	101	100G	101G
Accoya	\$74.92	\$80.15	\$44.51	\$48.52
Alder*	\$36.09	\$38.51	\$27.35	\$29.78
Alder Rustic	\$33.14	\$35.51	\$25.63	\$28.00
Ash White	\$32.68	\$35.06	\$25.44	\$27.75
Birch Red	\$47.09	\$49.43	\$32.48	\$34.77
Birch White	\$33.53	\$35.87	\$25.83	\$28.15
Cedar Knotty	\$37.66	\$40.00	\$27.86	\$30.18
Cherry*	\$40.43	\$42.79	\$29.20	\$31.54
Cherry Rustic	\$39.91	\$42.28	\$28.95	\$31.27
Cherry Value	\$31.89	\$34.21	\$25.05	\$27.38
Hickory-Calico*	\$32.69	\$35.06	\$25.44	\$27.76
Hickory-Heartwood*	\$36.32	\$38.65	\$27.17	\$29.53
Hickory Rustic	\$36.32	\$38.65	\$27.17	\$29.53
Mahogany-African	\$52.43	\$54.78	\$35.06	\$37.38
Maple Hard White-Value	\$29.84	\$32.17	\$24.03	\$26.37
Maple Hard White*	\$32.88	\$35.16	\$25.32	\$27.61
Maple Hard White Birdseye	\$56.53	\$58.89	\$37.08	\$39.41
Maple Hard Rustic	\$34.53	\$36.85	\$26.31	\$28.63
Maple Soft	\$33.36	\$35.75	\$26.19	\$28.36
Oak Red*	\$31.62	\$33.97	\$24.90	\$27.23
Oak Red Quarter Sawn	\$44.23	\$46.55	\$31.08	\$33.41
Oak Red Rift	\$44.23	\$46.55	\$31.08	\$33.41
Oak Red Rustic	\$31.62	\$33.97	\$24.90	\$27.23
Oak White	\$35.56	\$37.94	\$27.09	\$29.50
Oak White Quarter Sawn	\$48.65	\$51.21	\$34.19	\$36.75
Oak White Rift	\$51.07	\$53.78	\$35.87	\$38.59
Paint Grade*	\$29.43	\$31.76	\$21.68	\$23.96
Paint Grade HDF Panel*	\$27.01	\$29.34	NA	NA
Paint Grade P204 HDF Panel	\$24.16	\$26.50	NA	NA
Pine White Clear	\$41.73	\$44.08	\$29.82	\$32.17
Pine White Knotty	\$33.60	\$35.96	\$25.87	\$28.21
Poplar	\$33.46	\$35.75	\$25.79	\$28.11
Red Grandis	\$46.67	\$49.01	\$32.21	\$34.59
Walnut	\$56.37	\$58.74	\$37.16	\$39.55

**Mullions add \$10.95 per lite unless otherwise specified**


\*Available in 5/4 stock add 25%

- Doors will have minimum 1 square foot charge
- Minimum sizes are listed underneath each door style
- Any door can be made 2 panels high by adding a "5" for a square bottom panel or a "0" for an arched bottom panel
- Arched doors at or near the minimum size may not appear as the sketch shows
- Must specify hinge left or hinge right on arched doors when ordering
- Any door style can be customized to your specifications

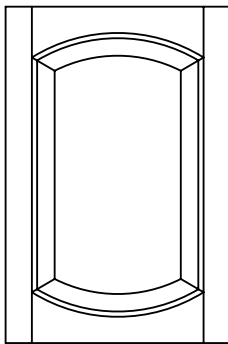
- See page 18 for available panel options
- See page 19 for available outside edge options
- See pages 15–17 for available stile and rail options
- Any door style can be made glass by adding a "G" after the door code
- See pages 28–31 for glass/woodgrill options
- Other framing widths are available, please contact your customer service representative



**304**  
 Price Group-102  
 Price Group-102G (Glass)  
 8 x 12



**305**  
 Price Group-102  
 Price Group-102G (Glass)  
 8 x 12




**306**  
 Price Group-102  
 Price Group-102G (Glass)  
 8 x 10

- Doors will have minimum 1 square foot charge
- Minimum sizes are listed underneath each door style
- Any door can be made 2 panels high by adding a "5" for a square bottom panel or a "0" for an arched bottom panel
- Arched doors at or near the minimum size may not appear as the sketch shows
- Must specify hinge left or hinge right on arched doors when ordering
- See page 18 for available panel options
- See page 19 for available outside edge options
- See pages 15–17 for available stile and rail options
- Any door style can be made glass by adding a "G" after the door code
- See pages 28–31 for glass/woodgrill options
- Any door style can be customized to your specifications

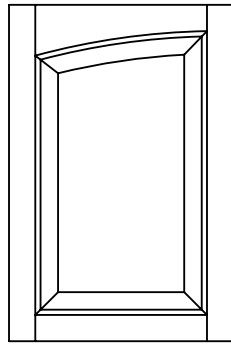
Wood Species	102	102G
Alder*	\$40.91	\$32.18
Alder Rustic	\$37.85	\$30.33
Ash White	\$37.38	\$30.13
Birch Red	\$51.79	\$37.14
Birch White	\$38.21	\$30.51
Cedar Knotty	\$42.32	\$32.54
Cherry*	\$45.15	\$33.90
Cherry Rustic	\$44.64	\$33.63
Cherry Value	\$36.55	\$29.71
Hickory-Calico*	\$37.38	\$30.13
Hickory-Heartwood*	\$41.00	\$31.86
Hickory Rustic	\$41.00	\$31.86
Mahogany-African	\$57.12	\$39.72
Maple Hard White-Value	\$34.54	\$28.71
Maple Hard White*	\$37.45	\$29.91
Maple Hard White Birdseye	\$61.23	\$41.74
Maple Hard Rustic	\$39.19	\$31.01
Maple Soft	\$38.13	\$30.72
Oak Red*	\$36.32	\$29.57
Oak Red Quarter Sawn	\$48.90	\$35.71
Oak Red Rift	\$48.90	\$35.71
Oak Red Rustic	\$36.32	\$29.57
Oak White	\$40.37	\$31.95
Oak White Quarter Sawn	\$53.79	\$39.28
Oak White Rift	\$56.49	\$41.26
Paint Grade*	\$34.10	\$28.51
Paint Grade HDF Panel*	\$31.68	NA
Paint Grade P204 HDF Panel	\$28.85	NA
Pine White Clear	\$46.45	\$34.54
Pine White Knotty	\$38.29	\$30.58
Poplar	\$38.12	\$30.45
Red Grandis	\$51.39	\$36.95
Walnut	\$63.00	\$43.19

**Mullions add \$10.95 per lite unless otherwise specified**

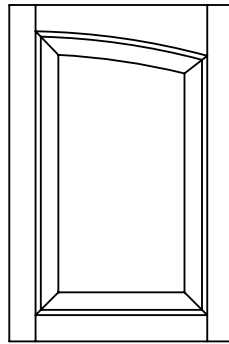
\* Available in 5/4 stock add 25%



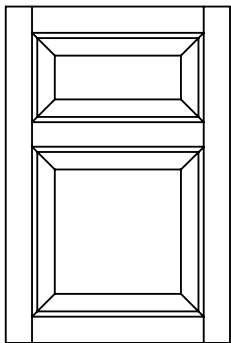
**309**  
Price Group-103  
Price Group-102G (Glass)  
12½ x 7¼



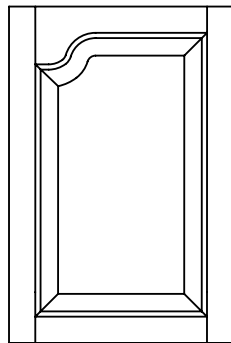
**321L**  
Price Group-103  
Price Group-102G (Glass)  
8 x 9



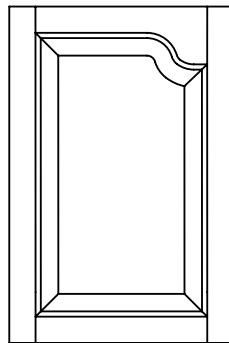
**321R**  
Price Group-103  
Price Group-102G (Glass)  
8 x 9



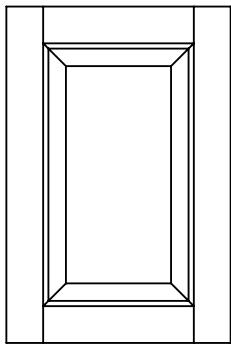
**311**  
1/3 - 2/3 Split  
Price Group-103  
Price Group-102G (Glass)  
7¼ x 15¾



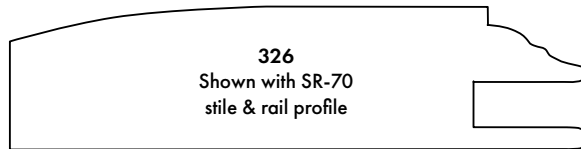
**323L**  
Price Group-103  
Price Group-102G (Glass)  
8 x 9½



**323R**  
Price Group-103  
Price Group-102G (Glass)  
8 x 9½



**326 (See specs at right)**  
Price Group-103  
Price Group-102G (Glass)  
8¾ x 8¾



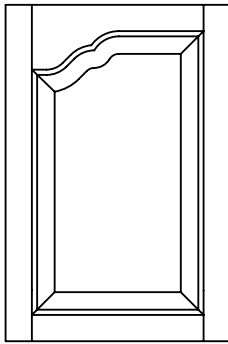
326 Door style is only available in 3" stiles/rails and automatic edge profile of E-129. Any panel profile from page 18 and stile/rail profile from pages 15–17 are available. 2½" minimum stile/rail size

- Doors will have minimum 1 square foot charge
- Minimum sizes are listed underneath each door style
- Any door can be made 2 panels high by adding a "5" for a square bottom panel or a "0" for an arched bottom panel
- Arched doors at or near the minimum size may not appear as the sketch shows
- Must specify hinge left or hinge right on arched doors when ordering
- See page 18 for available panel options
- See page 19 for available outside edge options
- See pages 15–17 for available stile and rail options
- Any door style can be made glass by adding a "G" after the door code
- See pages 28–31 for glass/woodgrill options
- Any door style can be customized to your specifications

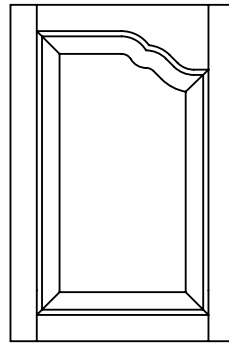
Wood Species	103	102G
Alder*	\$44.69	\$32.18
Alder Rustic	\$41.47	\$30.33
Ash White	\$41.03	\$30.13
Birch Red	\$55.43	\$37.14
Birch White	\$41.87	\$30.51
Cedar Knotty	\$45.98	\$32.54
Cherry*	\$48.79	\$33.90
Cherry Rustic	\$48.29	\$33.63
Cherry Value	\$40.22	\$29.71
Hickory-Calico*	\$41.03	\$30.13
Hickory-Heartwood*	\$44.67	\$31.86
Hickory Rustic	\$44.67	\$31.86
Mahogany-African	\$60.75	\$39.72
Maple Hard White-Value	\$38.18	\$28.71
Maple Hard White*	\$41.01	\$29.91
Maple Hard White Birdseye	\$64.85	\$41.74
Maple Hard Rustic	\$42.84	\$31.01
Maple Soft	\$41.88	\$30.72
Oak Red*	\$39.92	\$29.57
Oak Red Quarter Sawn	\$52.55	\$35.71
Oak Red Rift	\$52.55	\$35.71
Oak Red Rustic	\$39.92	\$29.57
Oak White	\$44.14	\$31.95
Oak White Quarter Sawn	\$57.81	\$39.28
Oak White Rift	\$60.70	\$41.26
Paint Grade*	\$37.73	\$28.51
Paint Grade HDF Panel*	\$35.31	NA
Paint Grade P204 HDF Panel	\$32.47	NA
Pine White Clear	\$50.06	\$34.54
Pine White Knotty	\$41.93	\$30.58
Poplar	\$41.74	\$30.45
Red Grandis	\$55.03	\$36.95
Walnut	\$66.83	\$43.19

Mullions add \$10.95 per lite unless otherwise specified

\*Available in 5/4 stock add 25%



**317L**  
 Price Group-104  
 Price Group-103G (Glass)  
 8 x 12



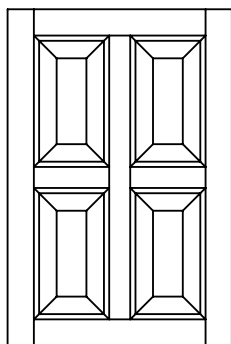
**317R**  
 Price Group-104  
 Price Group-103G (Glass)  
 8 x 12

- Doors will have minimum 1 square foot charge
- Minimum sizes are listed underneath each door style
- Any door can be made 2 panels high by adding a "5" for a square bottom panel or a "0" for an arched bottom panel
- Arched doors at or near the minimum size may not appear as the sketch shows
- Must specify hinge left or hinge right on arched doors when ordering
- See page 18 for available panel options
- See page 19 for available outside edge options
- See pages 15–17 for available stile and rail options
- Any door style can be made glass by adding a "G" after the door code
- See pages 28–31 for glass/woodgrill options
- Any door style can be customized to your specifications

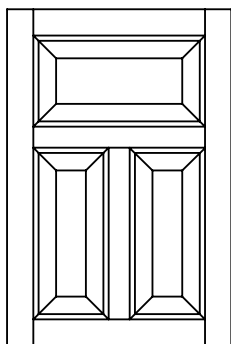
Wood Species	104	103G
Alder*	\$48.44	\$35.96
Alder Rustic	\$45.16	\$33.98
Ash White	\$44.69	\$33.74
Birch Red	\$59.07	\$40.77
Birch White	\$45.52	\$34.16
Cedar Knotty	\$49.61	\$36.16
Cherry*	\$52.40	\$37.54
Cherry Rustic	\$51.90	\$37.27
Cherry Value	\$43.87	\$33.34
Hickory-Calico*	\$44.69	\$33.75
Hickory-Heartwood*	\$48.33	\$35.54
Hickory Rustic	\$48.33	\$35.54
Mahogany-African	\$64.40	\$43.39
Maple Hard White-Value	\$41.80	\$32.34
Maple Hard White*	\$44.61	\$33.48
Maple Hard White Birdseye	\$68.53	\$45.40
Maple Hard Rustic	\$46.50	\$34.64
Maple Soft	\$45.57	\$34.41
Oak Red*	\$43.58	\$33.21
Oak Red Quarter Sawn	\$56.19	\$39.37
Oak Red Rift	\$56.19	\$39.37
Oak Red Rustic	\$43.58	\$33.21
Oak White	\$47.91	\$35.68
Oak White Quarter Sawn	\$61.82	\$43.32
Oak White Rift	\$64.90	\$45.47
Paint Grade*	\$41.38	\$32.15
Paint Grade HDF Panel*	\$38.96	NA
Paint Grade P204 HDF Panel	\$36.12	NA
Pine White Clear	\$53.70	\$38.18
Pine White Knotty	\$45.59	\$34.19
Poplar	\$45.40	\$34.10
Red Grandis	\$58.68	\$40.58
Walnut	\$70.62	\$47.02

**Mullions add \$10.95 per lite unless otherwise specified**

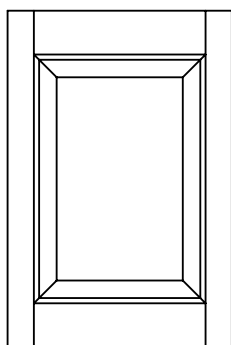
\* Available in 5/4 stock add 25%



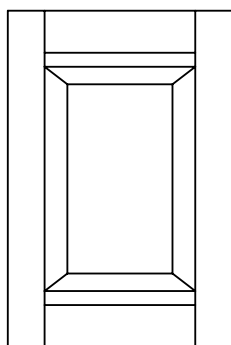
**308**  
Price Group-105  
Price Group-104G (Glass)  
12½ x 12½



**315**  
Price Group-105  
Price Group-104G (Glass)  
12½ x 15



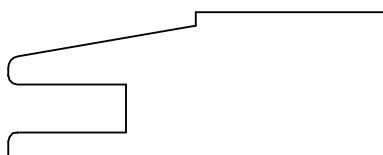
**325**  
Price Group-105  
Price Group-104G (Glass)  
7¼ x 9¾



**327**  
Price Group-105  
Price Group-104G (Glass)  
8¾ x 10¾

325 Door style will have 3½" Rails and 2¼" Stiles

327 Door style will have 4" rails and 3" stiles with an automatic SR-89 inside profile (SR-35 on stiles, bevel on rails). Any panel from page 18 and outside edge from page 19 are available. Woodgrills to be held behind the glass.



**SR-89**

- Doors will have minimum 1 square foot charge
- Minimum sizes are listed underneath each door style
- Any door can be made 2 panels high by adding a "5" for a square bottom panel or a "0" for an arched bottom panel
- Arched doors at or near the minimum size may not appear as the sketch shows
- Must specify hinge left or hinge right on arched doors when ordering
- See page 18 for available panel options
- See page 19 for available outside edge options
- See pages 15–17 for available stile and rail options
- Any door style can be made glass by adding a "G" after the door code
- See pages 28–31 for glass/woodgrill options
- Any door style can be customized to your specifications

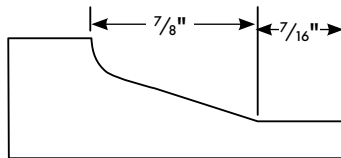
Wood Species	105	104G
Alder*	\$52.18	\$39.69
Alder Rustic	\$48.79	\$37.62
Ash White	\$48.34	\$37.38
Birch Red	\$62.74	\$44.42
Birch White	\$49.15	\$37.80
Cedar Knotty	\$53.25	\$39.82
Cherry*	\$56.06	\$41.16
Cherry Rustic	\$55.54	\$40.91
Cherry Value	\$47.51	\$37.02
Hickory-Calico*	\$48.35	\$37.39
Hickory-Heartwood*	\$51.91	\$39.17
Hickory Rustic	\$51.91	\$39.17
Mahogany-African	\$68.05	\$47.02
Maple Hard White-Value	\$45.45	\$36.01
Maple Hard White*	\$48.16	\$37.04
Maple Hard White Birdseye	\$72.15	\$49.02
Maple Hard Rustic	\$50.09	\$38.27
Maple Soft	\$49.30	\$38.17
Oak Red*	\$47.23	\$36.86
Oak Red Quarter Sawn	\$59.82	\$43.02
Oak Red Rift	\$59.82	\$43.02
Oak Red Rustic	\$47.23	\$36.86
Oak White	\$51.59	\$39.42
Oak White Quarter Sawn	\$65.81	\$47.33
Oak White Rift	\$69.09	\$49.68
Paint Grade*	\$45.05	\$35.80
Paint Grade HDF Panel*	\$42.64	NA
Paint Grade P204 HDF Panel	\$39.79	NA
Pine White Clear	\$57.35	\$41.80
Pine White Knotty	\$49.25	\$37.85
Poplar	\$49.02	\$37.73
Red Grandis	\$62.29	\$44.23
Walnut	\$74.44	\$50.85

**Mullions add \$10.95 per lite unless otherwise specified**

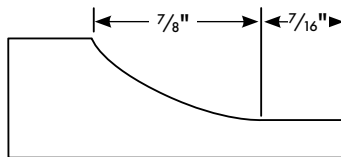
\* Available in 5/4 stock add 25%



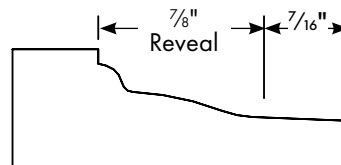
- Minimum of 1/2 square foot charge
- Any panels listed below or on page 18 are available
- See pages 15–17 for available stile and rail options
- See page 19 for available outside edge options
- Minimum size is figured for 1/2" flat area on center panel with standard 1 1/4" Rails
- 1 1/4" Top/Bottom rails are standard. If full size rails are required, please specify on order
- Horizontal grain is standard. If vertical grain is needed, add a "V" after the drawer code
- All panels available in HDF




**P-205**  
Smaller Version of P-202



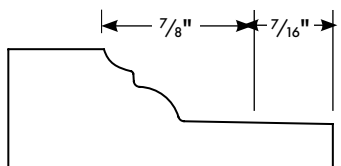
**P-206**  
Smaller Version of P-201



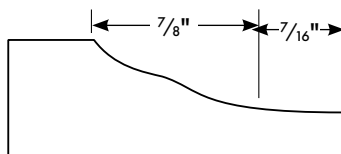
**P-211**  
Smaller Version of P-209



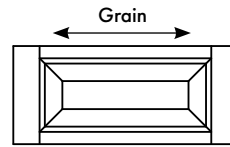
**P-212**  
Smaller Version of P-204



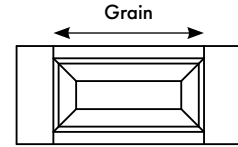
**P-218**  
Smaller Version of P-217



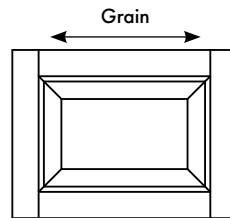
**P-224**  
Smaller Version of P-203



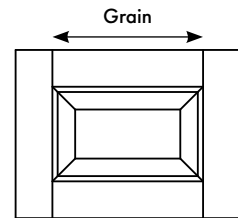
**DF301**  
Minimum Width 7/4  
Price Group-100  
(found on page 8)



**DF301(3-S)**  
Minimum Width 8 3/4  
Price Group-101  
(found on page 8)



**301H**  
Minimum Width 7/4  
Price Group-100  
(found on page 8)



**301H(3)**  
Minimum Width 8 3/4  
Price Group-101  
(found on page 8)


**Minimum Heights for Specific Rails Sizes**

Panel Profiles	1 1/4"	1 3/4"	2 1/4"	3"
P-201	5 1/2"	6 1/2"	7 1/2"	9"
P-202	5 1/2"	6 1/2"	7 1/2"	9"
P-203	5 1/2"	6 1/2"	7 1/2"	9"
P-204	4 1/2"	5 1/2"	6 1/2"	8"
P-205	4 3/4"	5 3/4"	6 3/4"	8 1/4"
P-206	4 3/4"	5 3/4"	6 3/4"	8 1/4"
P-207	5 1/2"	6 1/2"	7 1/2"	9"
P-209	5 1/2"	6 1/2"	7 1/2"	9"
P-210	4 1/2"	5 1/2"	6 1/2"	8"
P-211	4 3/4"	5 3/4"	6 3/4"	8 1/4"
P-212	3"	4"	5"	6 1/2"
P-217	5 1/2"	6 1/2"	7 1/2"	9"
P-218	4 3/4"	5 3/4"	6 3/4"	8 1/4"
P-224	4 3/4"	5 3/4"	6 3/4"	8 1/4"



**Cope & Stick**

2" Minimum Rail Width to use with concealed hinges




SR-10




SR-15

Painted finishes are not recommended on the SR-15 profile.



SR-20




SR-22

Available on square doors only



SR-23

Only available with P-204, P-210 or 1/4" panel  
Available on square doors only



SR-25

**Glass Door Profiles Routed for Vinyl Retainer**


2 1/4" Minimum Rail Width to use with concealed hinges



SR-10G



SR-15G



SR-20G




SR-22G

Available on square doors only



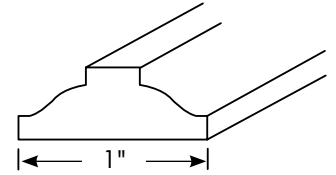
SR-23G

Available on square doors only

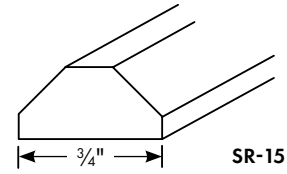


SR-25G

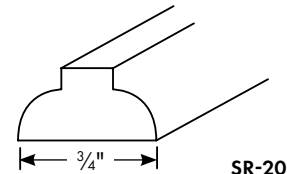
**Mullion Profiles**



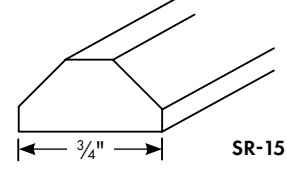
SR-10



SR-15

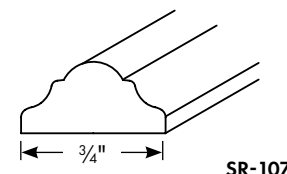


SR-20



SR-15


NA



SR-107

**Cope & Stick**

2" Minimum Rail Width to use with concealed hinges



**SR-30**

Only available with P-204, P-210 or 1/4" panel




**SR-31**



**SR-35**




**SR-37**



**SR-40**

(This profile runs the full length of the stiles)  
Only available with P-204, P-210 or 1/4" panel  
Available on square doors only




**SR-45**


(This profile runs the full length of the stiles)  
Available on square doors only

**Glass Door Profiles Routed for Vinyl Retainer**

2 1/4" Minimum Rail Width to use with concealed hinges



**SR-30G**




**SR-30G**



**SR-35G**




**SR-37G**



**SR-40G**

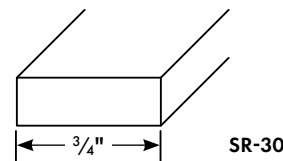
(This profile runs the full length of the stiles)  
Available on square doors only



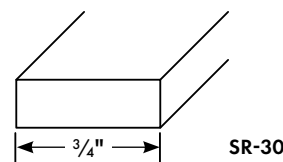
**SR-45G**

(This profile runs the full length of the stiles)  
Available on square doors only

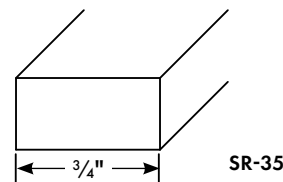
**Mullion Profiles**



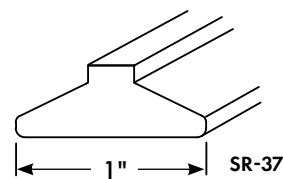
**SR-30**



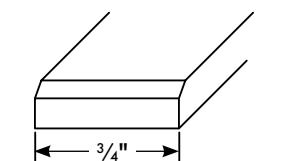
**SR-30**



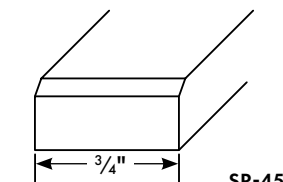
**SR-35**



**SR-37**



**SR-40**




**SR-45**


SR-40 and SR-45 outside edges available: E-103, E-104, E-105, E-121, E-123, E-127, E-131 and E-154.  
Add \$7.00 per door for any edge listed other than E-104.

**Cope & Stick**

2" Minimum Rail Width to use with concealed hinges



SR-42




SR-65



SR-70



SR-77




SR-80




SR-86

**Glass Door Profiles Routed for Vinyl Retainer**


2 1/4" Minimum Rail Width to use with concealed hinges



SR-42G




SR-65G



SR-70G




SR-77G



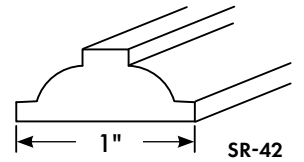
SR-80G

Available on square doors only

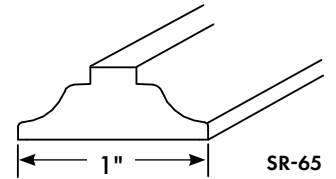


SR-86G

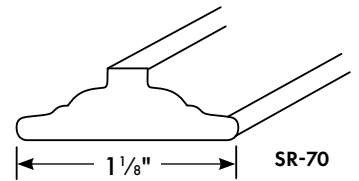
**Mullion Profiles**



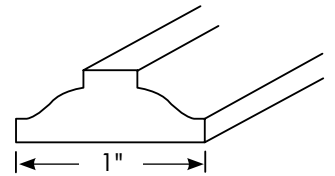
SR-42



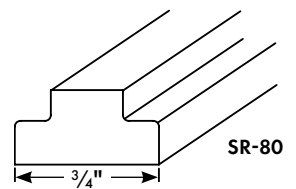
SR-65



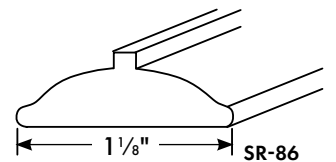
SR-70



SR-10

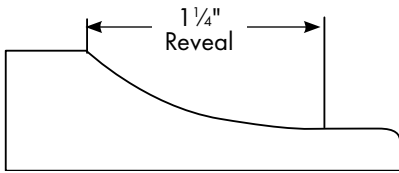


SR-80

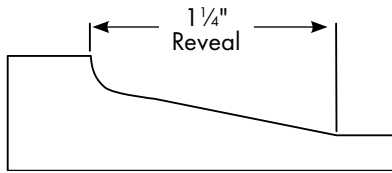


SR-86

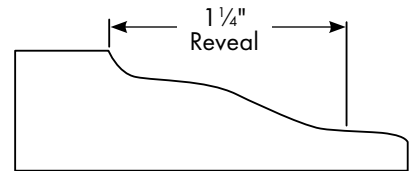
- HDF panels are recommended for painting and available on all profiles
- V-grooving can be added to the face of any panel, See page 25
- Reveals cannot be modified



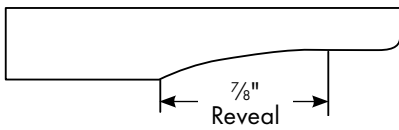
P-201



P-202

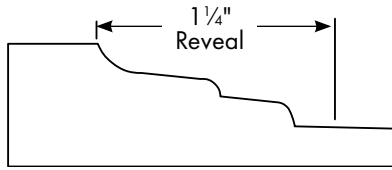


P-203



P-204

P-204 panels are designed to look like a flat panel when a consistent color match between panel and frame is needed as 1/4" panels tend to stain slightly darker.

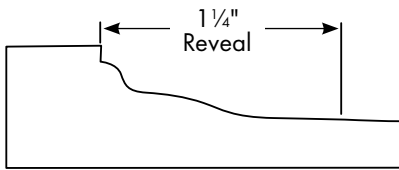


P-207

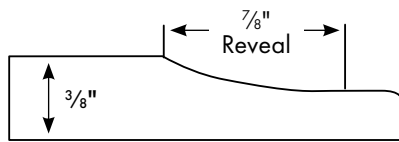


P-208

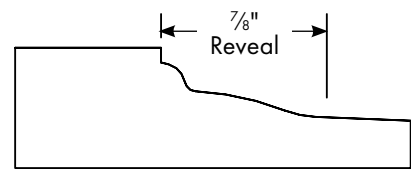
Not recommended for use with spray-on stains or any painted finish due to 1/8" reveal



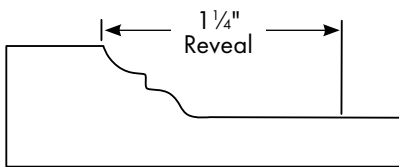
P-209



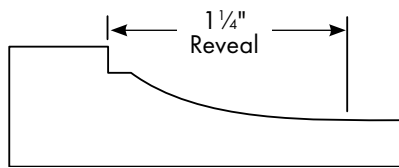
P-210



P-211

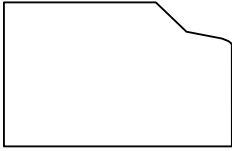


P-217

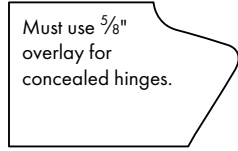


P-223

Not all edges will work with concealed hinges.  
 Please reference page 78 for detailed concealed hinging information.

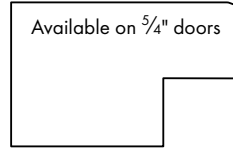


E-101



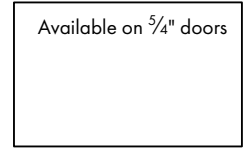
Must use 5/8" overlay for concealed hinges.

E-102



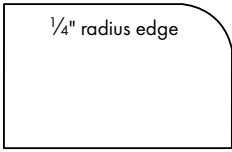
Available on 5/4" doors

E-103



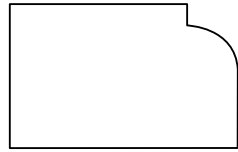
Available on 5/4" doors

E-104

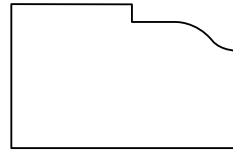


1/4" radius edge

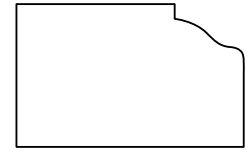
E-105



E-106



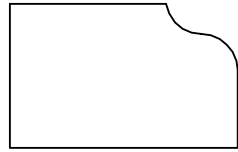
E-109




E-110



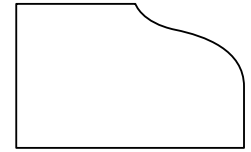
E-114



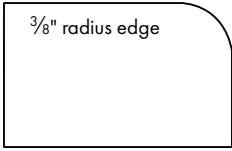
E-115



E-117

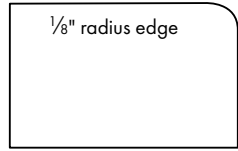


E-118



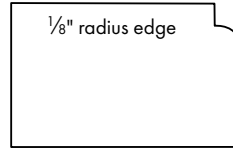
3/8" radius edge

E-121



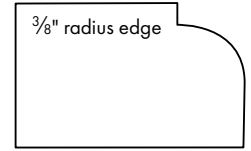
1/8" radius edge

E-123



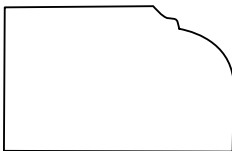
1/8" radius edge

E-124

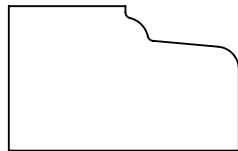


3/8" radius edge

E-126



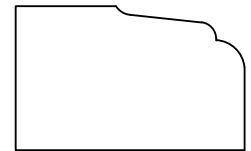
E-127



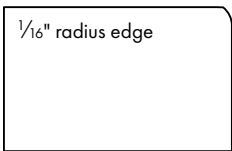
E-130



E-131




E-152




1/16" radius edge

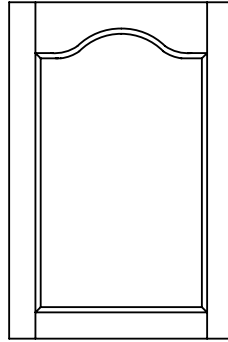
E-154



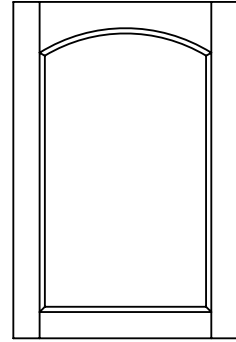
**401**  
Price Group-200  
7¼ x 5½



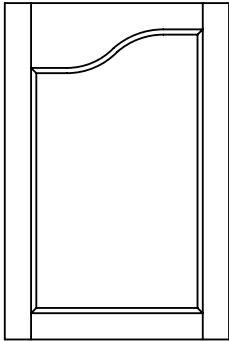
**401(3)**  
Price Group-201  
8¾ x 7



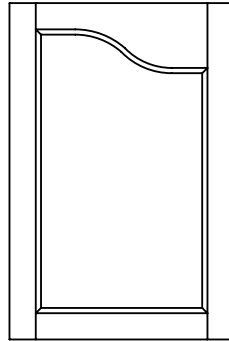
**402**  
Price Group-201  
8 x 7½



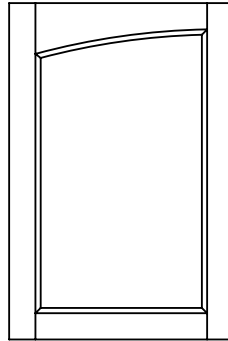
**403**  
Price Group-201  
8 x 6¾



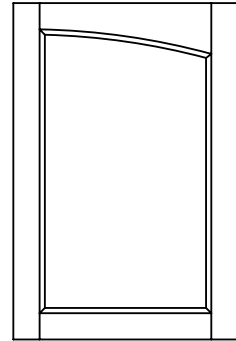
**407L**  
Price Group-201  
8 x 7¾



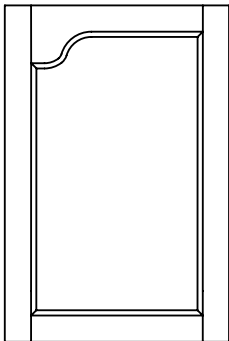
**407R**  
Price Group-201  
8 x 7¾



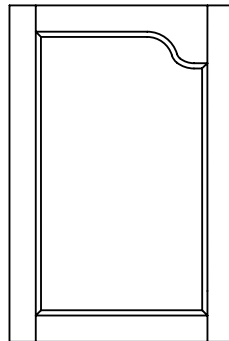
**421L**  
Price Group-201  
8 x 8



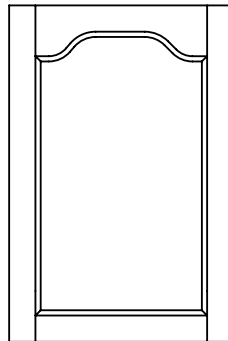
**421R**  
Price Group-201  
8 x 8



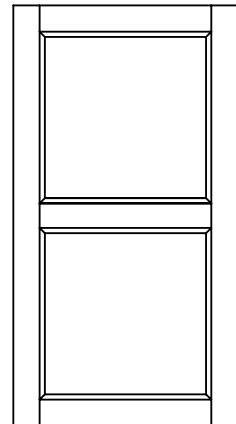
**423L**  
Price Group-201  
8 x 8



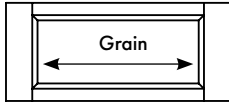
**423R**  
Price Group-201  
8 x 8



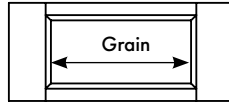
**410**  
Price Group-201  
8 x 9¼



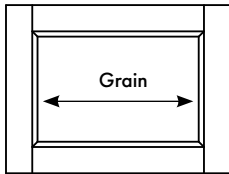
**4015**  
Price Group-200  
7¼ x 9



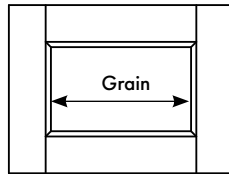
**DF401**  
Price Group 200  
7¼" x 3"



**DF401(3-S)**  
Price Group 201  
8¾" x 3"



**401H**  
Price Group 200  
7¼" x 5½"



**401H(3)**  
Price Group 201  
8¾" x 7"

- ¼" Veneered MDF core panel only, See page 25; if solid wood is needed, please see the raised panel door section
- See pages 19 for available outside edge profiles
- See pages 15–17 for available stile/rail profiles
- Minimum sizes listed underneath each door style
- Must specify hinge left or hinge right on arched doors when ordering
- Any door can be made 2 panels high by adding a "5" for a square bottom panel or a "O" for an arched bottom panel
- Any door can be customized to your stile/rail specifications.  
See price chart to right
- Doors at or near the minimum sizes listed may not appear as the sketch is shown
- Other framing widths are available, please contact your customer service representative
- Rift and Quarter Sawn will not have matching backs
- Rustic panels will have occasional puttied knots which is considered acceptable

Wood Species	200	201
Alder*	\$29.25	\$31.63
Alder Rustic	\$26.03	\$28.38
Ash White	\$26.03	\$28.38
Birch White	\$25.80	\$28.12
Cherry*	\$31.58	\$33.92
Cherry Value	\$27.16	\$29.48
Hickory-Calico*	\$26.13	\$28.49
Hickory Rustic	\$29.25	\$31.63
Maple Hard White*	\$27.51	\$29.81
Maple Hard White-Value	\$24.71	\$27.06
Oak Red*	\$24.92	\$27.27
Oak Red Quarter Sawn	\$32.81	\$34.55
Oak Red Rift	\$32.48	\$34.77
Oak White	\$28.26	\$30.65
Oak White Quarter Sawn	\$36.09	\$38.01
Oak White Rift	\$41.23	\$43.93
Paint Grade Maple Panel*	\$23.80	\$26.11
Paint Grade MDF Panel*	\$21.97	\$24.28
Pine White Clear	\$32.58	\$34.95
Red Grandis	\$39.67	\$42.01
Walnut	\$43.75	\$46.19

\* Available in 5/4 stock add 25%

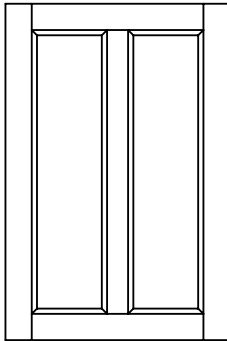
**If ALL Stiles & Rails on the door are the same size but are NOT our standard 2¼" width:**

	Amount to Add per SQUARE FOOT
1⅝" to 2⅜"	\$2.45
2⅝" to 3"	\$2.45
3⅞" to 3½"	\$4.90
3⅞" to 4"	\$7.40
Over 4"	call for pricing


**All Stiles & Rails on the door are NOT the same size:**

	Amount to Add per Stile & Rail
1⅝" to 2⅜"	\$5.30
2⅝" to 3"	\$5.30
3⅞" to 3½"	\$6.75
3⅞" to 4"	\$8.75
4⅞" to 4½"	\$11.50





**409**  
Price Group-202  
9 x 7¼

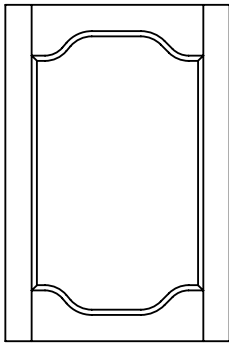


**430**  
Price Group-202  
1/3 - 2/3 split  
7¼ x 10¼

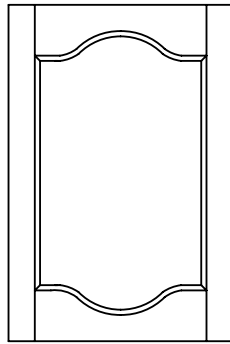
- ¼" Veneered MDF core panel only, See page 25; if solid wood is needed, please see the raised panel door section
- See page 19 for available outside edge profiles
- See pages 15–17 for available stile/rail profiles
- Minimum sizes listed underneath each door style
- Must specify hinge left or hinge right on arched doors when ordering
- Any door can be made 2 panels high by adding a "5" for a square bottom panel or a "0" for an arched bottom panel
- Any door can be customized to your stile/rail specifications
- Doors at or near the minimum sizes listed may not appear as the sketch is shown
- Rift and Quarter Sawn will not have matching backs
- Rustic panels will have occasional puttied knots which is considered acceptable

Wood Species	202
Alder*	\$33.21
Alder Rustic	\$29.95
Ash White	\$29.95
Birch White	\$29.69
Cherry*	\$35.47
Cherry Value	\$31.08
Hickory-Calico*	\$30.06
Hickory Rustic	\$33.21
Maple Hard White*	\$31.33
Maple Hard White-Value	\$28.60
Oak Red*	\$28.85
Oak Red Quarter Sawn	\$36.36
Oak Red Rift	\$36.36
Oak White	\$32.23
Oak White Quarter Sawn	\$39.99
Oak White Rift	\$41.99
Paint Grade Maple Panel*	\$27.67
Paint Grade MDF Panel*	\$25.85
Pine White Clear	\$36.47
Red Grandis	\$43.52
Walnut	\$47.83

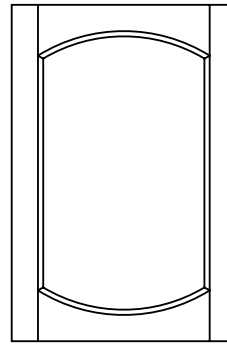
\* Available in 5/4 stock add 25%



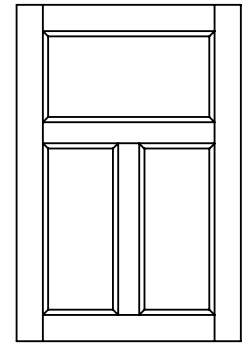
**404**  
Price Group-203  
8 x 9½



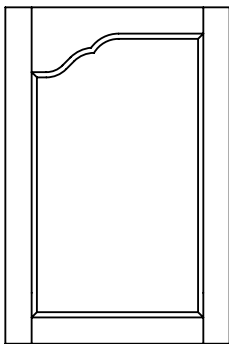
**405**  
Price Group-203  
8 x 9



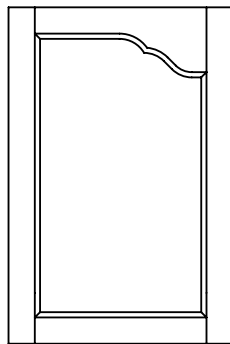
**406**  
Price Group-203  
8 x 9



**415**  
Price Group-203  
9 x 10¼



**417L**  
Price Group-203  
8 x 12

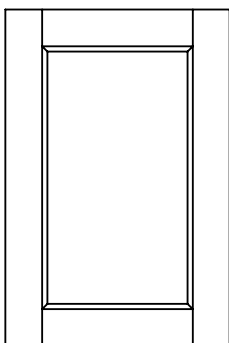


**417R**  
Price Group-203  
8 x 12

- ¼" Veneered MDF core panel only, See page 25; if solid wood is needed, please see the raised panel door section
- See page 19 for available outside edge profiles
- See pages 15–17 for available stile/rail profiles
- Minimum sizes listed underneath each door style
- Must specify hinge left or hinge right on arched doors when ordering
- Any door can be made 2 panels high by adding a "5" for a square bottom panel or a "0" for an arched bottom panel
- Any door can be customized to your stile/rail specifications.
- Doors at or near the minimum sizes listed may not appear as the sketch is shown
- Rift and Quarter Sawn will not have matching backs
- Rustic panels will have occasional puttied knots which is considered acceptable

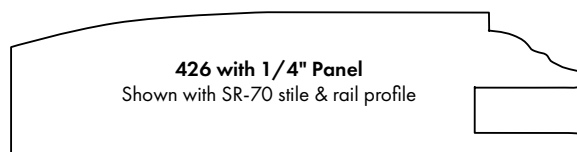
Wood Species	203
Alder*	\$36.79
Alder Rustic	\$33.41
Ash White	\$33.41
Birch White	\$33.14
Cherry*	\$38.93
Cherry Value	\$34.54
Hickory-Calico*	\$33.51
Hickory Rustic	\$36.79
Maple Hard White*	\$34.71
Maple Hard White-Value	\$32.08
Oak Red*	\$32.25
Oak Red Quarter Sawn	\$39.82
Oak Red Rift	\$39.82
Oak White	\$35.83
Oak White Quarter Sawn	\$43.79
Oak White Rift	\$45.98
Paint Grade Maple Panel*	\$31.16
Paint Grade MDF Panel*	\$29.34
Pine White Clear	\$39.91
Red Grandis	\$47.00
Walnut	\$51.46

\* Available in 5/4 stock add 25%




**426**  
Price Group-203  
8¾ x 7


426 Door style will have 3" stile/rails and automatic E-129 edge profile. Any stile/rail profile listed on pages 15–17 are available. 2½" minimum stiles/rails.



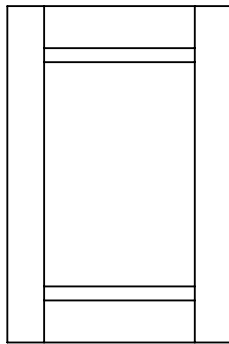
**426 with 1/4" Panel**  
Shown with SR-70 stile & rail profile



**408**  
Price Group-204  
12¾ x 9



**425**  
Price Group-204  
7¼ x 8



**427**  
Price Group-204  
8¾ x 9

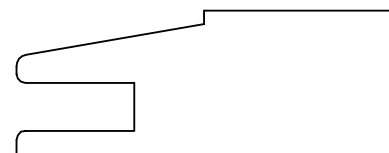
425 Door Style will have 3½" rails and 2¼" stiles

427 Door style will have 4" rails and 3" stiles and automatic SR-89 inside profile (SR-35 on stiles, bevel on rails). Any edge profile listed on page 19 is available.

Wood Species	204
Alder*	\$40.37
Alder Rustic	\$36.85
Ash White	\$36.85
Birch White	\$36.63
Cherry*	\$42.40
Cherry Value	\$37.95
Hickory-Calico*	\$36.99
Hickory Rustic	\$40.37
Maple Hard White*	\$38.11
Maple Hard White-Value	\$35.54
Oak Red*	\$35.73
Oak Red Quarter Sawn	\$43.31
Oak Red Rift	\$43.31
Oak White	\$39.40
Oak White Quarter Sawn	\$47.63
Oak White Rift	\$50.00
Paint Grade Maple Panel*	\$34.60
Paint Grade MDF Panel*	\$32.77
Pine White Clear	\$43.38
Red Grandis	\$50.47
Walnut	\$55.08

\*Available in 5/4 stock add 25%

- ¼" Veneered MDF core panel only, See page 25; if solid wood is needed, please see the raised panel door section
- See page 19 for available outside edge profiles
- See pages 15–17 for available stile/rail profiles
- Minimum sizes listed underneath each door style
- Must specify hinge left or hinge right on arched doors when ordering
- Any door can be made 2 panels high by adding a "5" for a square bottom panel or a "0" for an arched bottom panel
- Any door can be customized to your stile/rail specifications.
- Doors at or near the minimum sizes listed may not appear as the sketch is shown
- Rift and Quarter Sawn will not have matching backs
- Rustic panels will have occasional puttied knots which is considered acceptable



SR-89



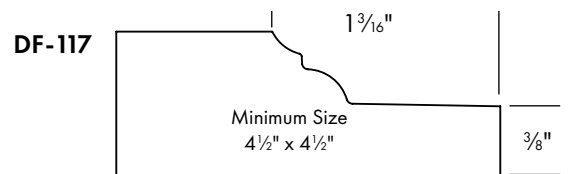
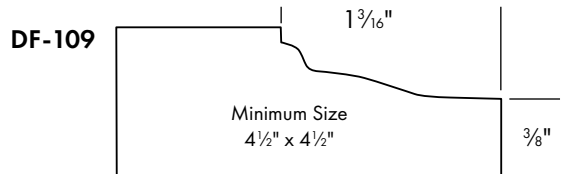
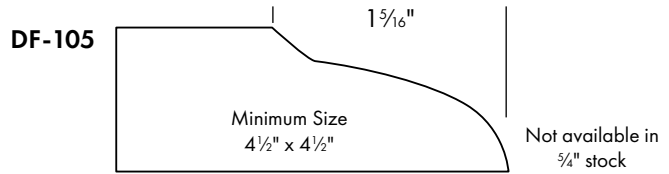
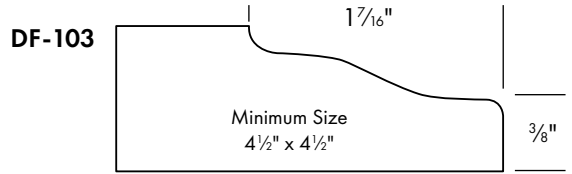
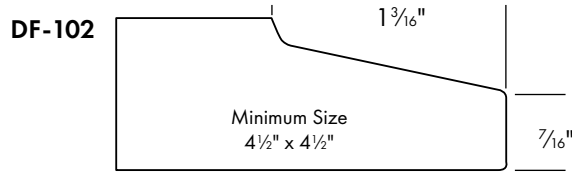
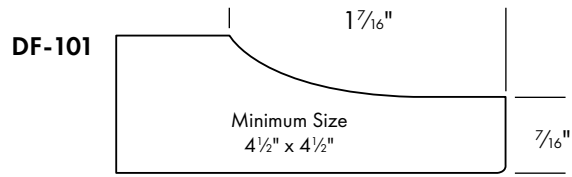
**Slab Style Drawer Fronts**

All drawer fronts will have a 1/2 square foot minimum charge

Wood Species	DF-Edge	900 Series
Alder*	\$32.00	\$41.80
Alder Rustic	\$29.14	NA
Ash White	\$28.68	NA
Birch Red	\$43.06	NA
Birch White	\$29.50	NA
Cedar Knotty	\$33.62	NA
Cherry*	\$36.40	\$48.47
Cherry Rustic	\$35.91	NA
Cherry Value	\$27.88	NA
Hickory-Calico*	\$28.69	\$38.75
Hickory-Heartwood*	\$32.26	NA
Hickory Rustic	\$32.26	NA
Mahogany-African	\$48.43	NA
Maple Hard White-Value	\$25.81	NA
Maple Hard White*	\$28.92	\$39.04
Maple Hard White Birdseye	\$52.53	NA
Maple Hard Rustic	\$30.49	NA
Maple Soft	\$29.28	\$39.50
Oak Red*	\$27.59	\$37.26
Oak Red Quarter Sawn	\$40.21	NA
Oak Red Rift	\$40.21	NA
Oak Red Rustic	\$27.59	NA
Oak White	\$31.39	NA
Oak White Quarter Sawn	\$44.23	NA
Oak White Rift	\$46.44	NA
Paint Grade*	\$25.43	\$34.29
Pine White Clear	\$37.71	NA
Pine White Knotty	\$29.57	\$39.92
Poplar	\$29.41	NA
Red Grandis	\$42.67	NA
Walnut	\$53.84	NA

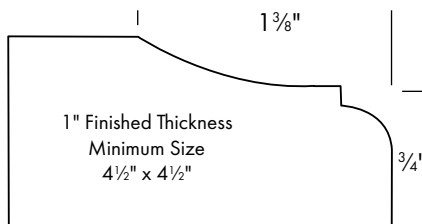
\* Available in 5/4 stock add 25%

These outside edge profiles are used to make a slab drawer front look like a raised panel without a frame. Minimum height requirements listed on each sketch. All styles are available in 5/4" stock unless noted otherwise.

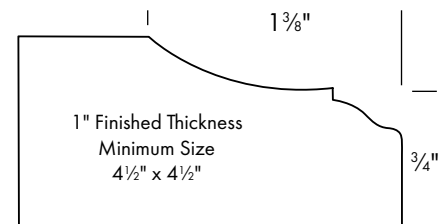


**1" Slab Style Drawer Fronts**

The DF-906 and DF-910 are available using 5/4 stock only. (900 Series price group includes cost for 5/4 material.)



DF-906



DF-910

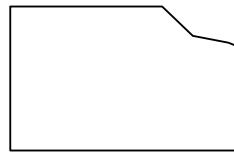
### Slab Style Drawer Fronts

All drawer fronts will have a 1/2 square foot minimum charge

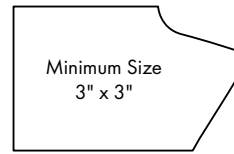
Wood Species	E-Edge	E-122
Accoya	\$73.67	NA
Alder*	\$29.85	\$52.18
Alder Rustic	\$27.08	\$48.79
Ash White	\$26.64	\$48.34
Birch Red	\$41.01	\$62.74
Birch White	\$27.47	\$49.15
Cedar Knotty	\$31.58	\$53.25
Cherry*	\$34.36	\$56.06
Cherry Rustic	\$33.86	\$55.54
Cherry Value	\$25.83	\$47.51
Hickory-Calico*	\$26.64	\$48.35
Hickory-Heartwood*	\$30.23	\$51.91
Hickory Rustic	\$30.23	\$51.91
Mahogany-African	\$46.41	\$68.05
Maple Hard White-Value	\$23.78	\$45.45
Maple Hard White*	\$26.91	\$48.16
Maple Hard White Birdseye	\$50.47	\$72.15
Maple Hard Rustic	\$28.44	\$50.09
Maple Soft	\$27.15	\$49.30
Oak Red*	\$25.54	\$47.23
Oak Red Quarter Sawn	\$38.14	\$59.82
Oak Red Rift	\$38.14	\$59.82
Oak Red Rustic	\$25.54	\$47.23
Oak White	\$29.30	\$51.59
Oak White Quarter Sawn	\$41.95	\$65.81
Oak White Rift	\$44.06	\$69.09
Paint Grade*	\$23.38	\$45.05
Pine White Clear	\$35.67	\$57.35
Pine White Knotty	\$27.54	\$49.25
Poplar	\$27.35	\$49.02
Red Grandis	\$40.61	\$62.29
Walnut	\$50.18	\$72.27

\* Available in 5/4 stock add 25%

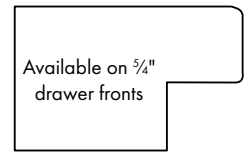
Solid wood drawer fronts are available with any routed outside edge profile shown to the right. Drawer fronts with a minimum height requirement are listed on the sketch. Outside edges in 5/4" stock are noted on the sketch.



E-101



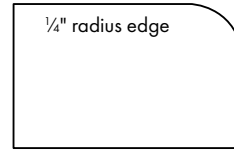
E-102



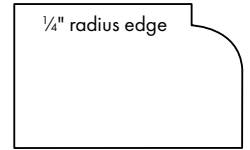
E-103



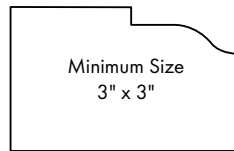
E-104



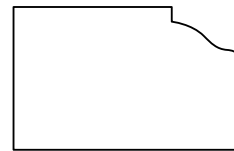
E-105



E-106



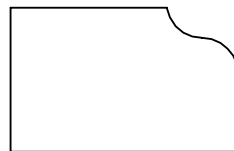
E-109



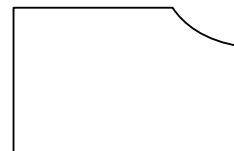
E-110



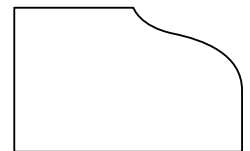
E-114



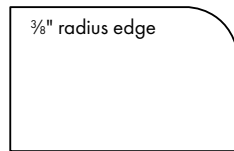
E-115



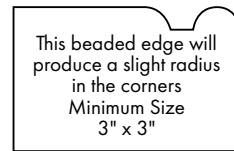
E-117



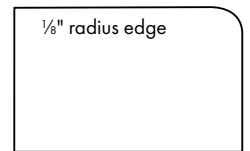
E-118



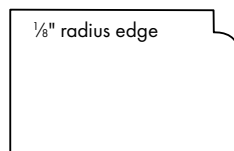
E-121



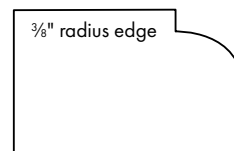
E-122



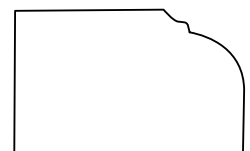
E-123



E-124



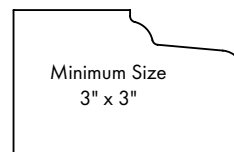
E-126



E-127



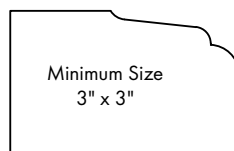
E-129



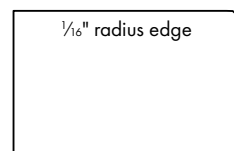
E-130



E-131



E-152



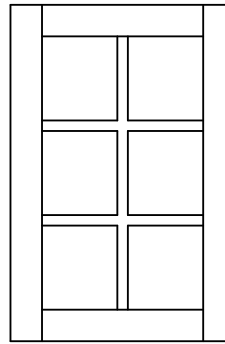
E-154

### Woodgrill Door Options

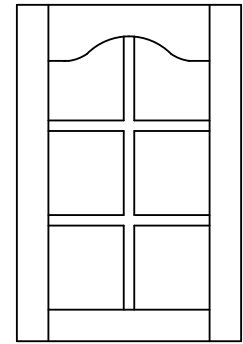
- Any glass door can be made with woodgrills. You must specify the number of lites needed
- Mullions are NOT true divided lite doors
- Special mullion placements are available - please submit sketch for pricing
- All minimums are based on a 2 1/4" frame width
- Doors are drawn at 16" x 24" or 16" x 30" - doors ordered smaller or larger than that size will not look like the picture depicts
- See page 31 for routing options and pricing

Suggested placement of mullions is to divide the opening equally as follows:

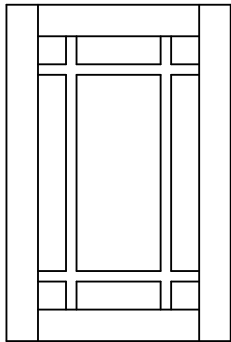
- 4 lites: 8" high to 22" high
- 6 lites: 22 1/16" high to 38" high
- 8 lites: 38 1/16" high to 60" high



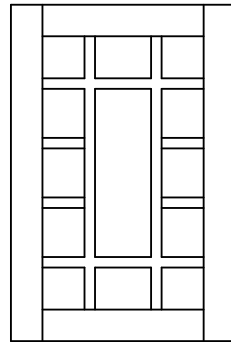
**301WG**  
Price Group-100G  
Plus \$10.95 Per Lite  
7 1/2 x 7 1/2




**302WG**  
Price Group-101G  
Plus \$10.95 Per Lite  
8 x 8 1/4




**390WG**  
Price Group-100G  
Plus \$17.00 Per Lite  
14 x 14



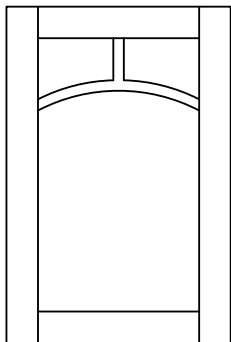
**391WG**  
Price Group-100G  
Plus \$17.00 Per Lite  
14 x 18



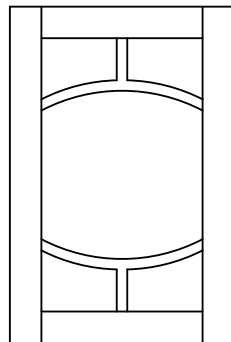
**393WG**  
Price Group-105G  
Plus \$17.00 Per Lite  
14 x 20  
(SR40, SR45, SR70 & SR86  
Mullion not available)




**341WG**  
Price Group- 100G  
Plus \$19.50 Per Lite  
14 x 20  
(SR86 Not Available)



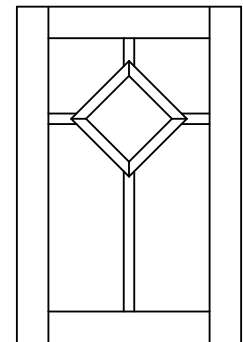
**346WG**  
Price Group-100G  
Design Charge #2  
8 x 10



**347WG**  
Price Group-100G  
Design Charge #2  
8 x 14



**342WG**  
Price Group- 100G  
Design Charge #4  
15 x 23  
(SR40, SR45, SR70 & SR86 Not Available)  
Note: Lattice arrangement and width  
will depend on the size of the door



**394WG**  
Price Group-100G  
Design Charge #3  
14 x 14


Note: The arched mullion on the 346WG and the 347WG are only available in SR-10, SR-20, SR-30, SR-35 and SR-80. The connecting vertical mullion will be 3" long.

Note: the 342WG style is not available in any door profile that uses the SR-107 mullion

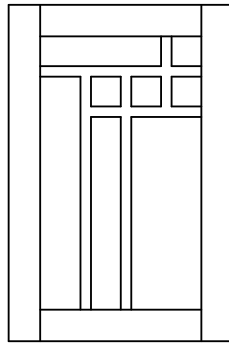
Note: The Center Diamond Pattern Mullion on the 394-WG will be connected to the frame on three sides with 2" long mullion pieces.

Mullion styles SR-70, SR-86 and SR-107 are NOT available.

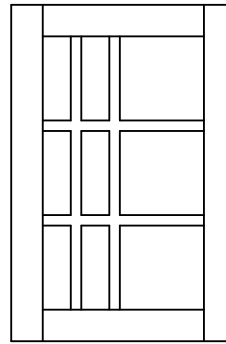





**344LWG**  
Price Group-100G  
Plus \$17.00 Per Lite  
14¼ x 14




**344RWG**  
Price Group-100G  
Plus \$17.00 Per Lite  
14¼ x 14



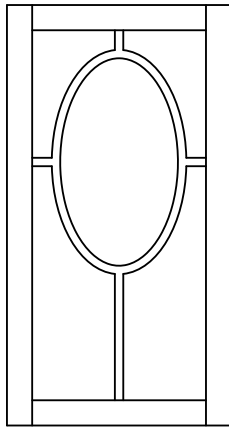
**345LWG**  
Price Group-100G  
Plus \$17.00 Per Lite  
14¼ x 14



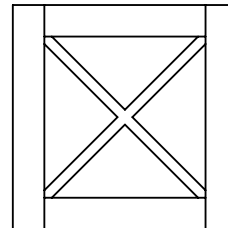
**345RWG**  
Price Group-100G  
Plus \$17.00 Per Lite  
14¼ x 14




**348WG**  
Price Group-100G  
Design Charge #3  
14 x 23¼




**349WG**  
Price Group-100G  
Design Charge #3  
14 x 23¼



**392WG**  
Price Group-100G  
Design Charge #2  
10 x 10

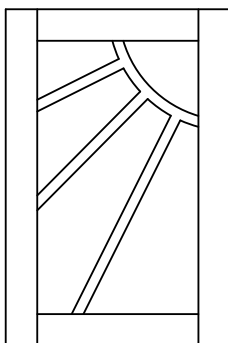


**392-2WG**  
Price Group-100G  
Design Charge #3  
2-Pattern Option  
10 x 15



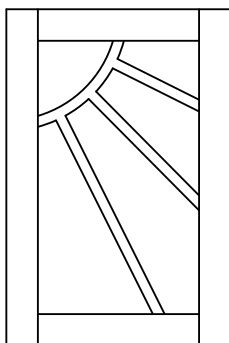
**392-3WG**  
Price Group-100G  
Design Charge #3  
3-Pattern Option  
10 x 25

Note: The 348WG and 349WG pattern is only available in SR-10, SR-20, SR-30, SR-35 and SR-80. The horizontal connecting mullions are 2" long. The Vertical mullions for 348WG will be evenly spaced and the 349WG will be connected with 2" long mullion on the top with the balance on the bottom.



**343LWG**  
Price Group- 100G  
Design Charge #3  
14 x 14

Note: Only available in SR10, SR20, SR30, SR35 and SR80




**343RWG**  
Price Group- 100G  
Design Charge #3  
14 x 14

Note: Only available in SR10, SR20, SR30, SR35 and SR80

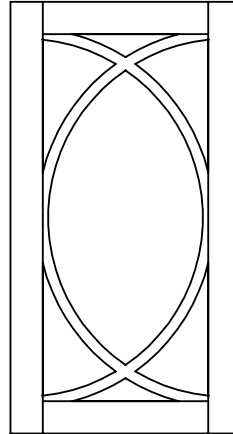
Note: Door style 392-WG will have size limitations for the "X" pattern mullion. Generally, if the height exceeds approximately 1.5 times the width then a double high "X" pattern is required. If the height exceeds approximately 2.5 times the width, then a triple high "X" pattern is required. The horizontal mullion dividing the "X" patterns is optional.

For a large single "X" pattern, minimum width is 14". Only profiles available are SR10, SR20, SR30, SR35, and SR80.

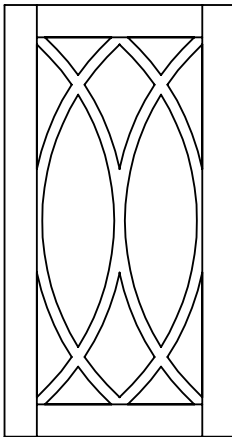
Mullion styles SR-70, SR-86, SR-107 and SR-122 are NOT available.



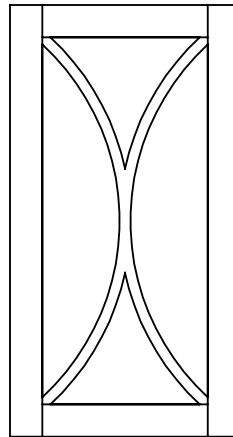
**333WG**  
 Price Group-100G  
 Design Charge #4  
 Min Width: 12"  
 Min Height: 14"




**335WG**  
 Price Group-100G  
 Design Charge #4  
 Min Width: 12"  
 Min Height: 24"



**336WG**  
 Price Group-100G  
 Design Charge #4  
 Min Width: 12"  
 Min Height: 24"



**337WG**  
 Price Group-100G  
 Design Charge #4  
 Min Width: 12"  
 Min Height: 14"



**338WG**  
 Price Group-100G  
 Design Charge #4  
 Min Width: 12"  
 Min Height: 24"

- Only available inside edge profiles are SR-10, SR-20, SR-30, SR-35 and SR-80
- Contact your customer service representative to ensure your door size will work
- Please note that these woodgrills have a tendency to warp - this is considered acceptable

The doors listed on pages 28-30 will have the following design charges PER door at NET cost:  
 Design Charge 2: \$150.00  
 Design Charge 3: \$225.00  
 Design Charge 4: \$470.00

### Figuring Mullion Door Pricing

To figure the cost of a mullion door, use the price group noted for Glass Door.

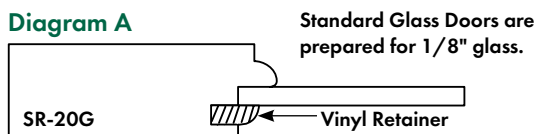
**Add \$10.95 per lite for the mullion charge. Note: Glass is not supplied.**

For Example, Style 302WG; Size 12" X 36" with 6 lites ordered in Red Oak would be:

Price Group 101G at \$27.23 x 3 sq ft = \$81.69  
 6 Lites at \$10.95 each = \$65.70  
 TOTAL LIST COST = \$147.39

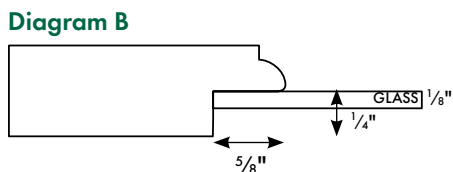
Arched glass doors will require an arched piece of glass to be used. Glass doors will be prepared to receive glass in one of three ways:

**1. Routing for Vinyl Retainer (diagram A).** Our standard procedure to prep for glass unless otherwise specified. Clear vinyl retainer will be supplied at no charge.



**2. Square Out Back (diagram B).** To be used with glass that is thicker than 1/8". Glass will be held in with clips (provided).

**Add \$25.00 per door.**



### Figuring Glass Size

To figure glass size on a square door that is routed for vinyl, add 5/8" to the glass opening. Example: 15" x 24 7/8" door with 3" frame; glass size is 9 5/8" x 19 1/2"

To figure glass size on a square door that is squared out, add 1 1/8" to the glass opening. Example: 15" x 24 7/8" door with 3" frame; glass size is 10 1/8" x 20"


A two panel high door manufactured with glass in one panel and solid wood in the other will have the glass size configuration of squared out. We will hand route the vinyl area and send vinyl retainer.

Arched glass doors will require an arched piece of glass to be used. We do not have a formula for these doors and suggest measuring when you have the doors in house.

Wood Species	100G	101G	105G
Alder*	\$27.35	\$29.78	\$71.58
Alder Rustic	\$25.63	\$28.00	\$68.60
Ash White	\$25.44	\$27.75	\$68.34
Birch Red	\$32.48	\$34.77	\$75.40
Birch White	\$25.83	\$28.15	\$68.78
Cedar Knotty	\$27.86	\$30.18	\$70.78
Cherry*	\$29.20	\$31.54	\$72.13
Cherry Rustic	\$28.95	\$31.27	\$71.88
Cherry Value	\$25.05	\$27.38	\$67.97
Hickory-Calico*	\$25.44	\$27.76	\$68.34
Hickory-Heartwood*	\$27.17	\$29.53	\$70.13
Hickory Rustic	\$27.17	\$29.53	\$70.13
Mahogany-African	\$35.06	\$37.38	\$78.00
Maple Hard White-Value	\$24.03	\$26.37	\$66.94
Maple Hard White*	\$25.32	\$27.61	\$67.38
Maple Hard White Birdseye	\$37.08	\$39.41	\$80.01
Maple Hard Rustic	\$26.31	\$28.63	\$69.25
Maple Soft	\$25.93	\$28.36	\$69.73
Oak Red*	\$24.90	\$27.23	\$67.82
Oak Red Quarter Sawn	\$31.08	\$33.41	\$73.99
Oak Red Rift	\$31.08	\$33.41	\$73.99
Oak Red Rustic	\$24.90	\$27.23	\$67.82
Oak White	\$27.09	\$29.50	\$71.33
Oak White Quarter Sawn	\$34.19	\$36.75	\$81.40
Oak White Rift	\$35.87	\$38.59	\$85.48
Paint Grade*	\$21.68	\$23.96	\$66.77
Pine White Clear	\$29.82	\$32.17	\$72.78
Pine White Knotty	\$25.87	\$28.21	\$68.83
Poplar	\$25.79	\$28.11	\$68.70
Red Grandis	\$32.21	\$34.59	\$75.19
Walnut	\$38.27	\$40.71	\$83.32

**Mullions add \$10.95 per lite unless otherwise specified**

## Typical Mitered Construction



### Mitered Joint:

All of our Mitered doors are constructed using a blind mortise and tenon joint.

### Construction

Our Mitered joints are constructed using a blind mortise and tenon that is  $\frac{3}{8}$ " thick by  $\frac{1}{2}$ " deep. The width of the mortise and tenon will vary depending on the frame width of the door or drawer front. Standard frame widths on doors will vary from  $2\frac{1}{4}$ " to 3" depending on the frame style selected. Center rails are standard  $2\frac{1}{2}$ " wide with the exception of MR-50, MR-388 and MR-397 which are 3" wide. Standard frame width on all Mitered drawer fronts is  $1\frac{3}{4}$ " with the exception of DF-375/475 and DF-395/495 which are 2" wide. Open frames for glass or mullions are available in all Mitered door styles by adding a "G" or "WG" to the frame style ordered and will be routed for vinyl retainer unless otherwise specified.

### Warranty

Mitered doors will expand and contract in response to the environmental conditions. Our doors are made with a gap tolerance of up to .010 on the inside corner to allow for the expansion and contraction to occur. Mitered doors will not be warrantied against joint separation that occurs due to high or low humidity conditions. We recommend ordering a center rail when available on all Mitered doors that are 48" or taller as well as ordering a center mullion on doors over 24" wide to be guaranteed against warping. A painted finish is not recommended on Mitered doors because of the expansion and contraction that will occur. We strongly recommend using HDF Panels for painting. See page 137 for complete warranty information.

- Panel Profiles are listed on pages 18 or 25
- Available outside edge profiles listed on page 33
- All doors have a minimum 1 square foot charge
- All drawer fronts have a minimum  $\frac{1}{2}$  square foot charge
- Midrail widths are a fixed size and cannot be changed
- All mitered doors can be made  $\frac{5}{4}$  thick. Add 25%

### Minimum Sizes

#### 1 $\frac{3}{4}$ " Frame

Raised Panel:  $6\frac{1}{4}$ " x  $6\frac{1}{4}$ "  
 $\frac{1}{4}$ " Flat Panel:  $4\frac{1}{2}$ " x  $4\frac{1}{2}$ "

#### 2 $\frac{1}{2}$ " Frame

Raised Panel:  $7\frac{3}{4}$ " x  $7\frac{3}{4}$ "  
 $\frac{1}{4}$ " Flat Panel: 6" x 6"

#### 2" Frame

Raised Panel:  $6\frac{3}{4}$ " x  $6\frac{3}{4}$ "  
 $\frac{1}{4}$ " Flat Panel: 5" x 5"

#### 2 $\frac{3}{4}$ " Frame

Raised Panel:  $8\frac{1}{4}$ " x  $8\frac{1}{4}$ "  
 $\frac{1}{4}$ " Flat Panel:  $6\frac{1}{2}$ " x  $6\frac{1}{2}$ "

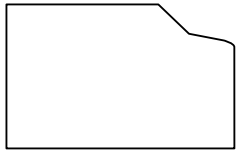
#### 2 $\frac{1}{4}$ " Frame

Raised Panel:  $7\frac{1}{4}$ " x  $7\frac{1}{4}$ "  
 $\frac{1}{4}$ " Flat Panel:  $5\frac{1}{2}$ " x  $5\frac{1}{2}$ "

#### 3" Frame

Raised Panel:  $8\frac{3}{4}$ " x  $8\frac{3}{4}$ "  
 $\frac{1}{4}$ " Flat Panel: 7" x 7"

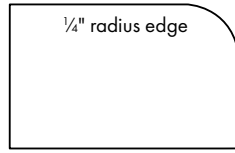
Not all edges will work with concealed hinges.  
 Please reference page 78 for detailed concealed hinging information.



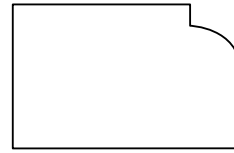
E-101



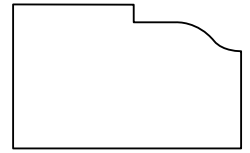
E-104



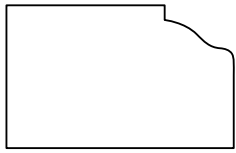
E-105



E-106



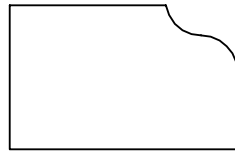
E-109



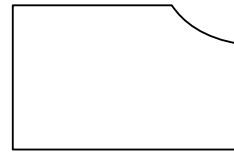
E-110



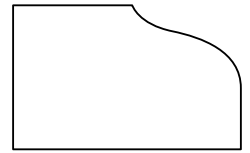
E-114



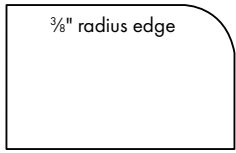
E-115



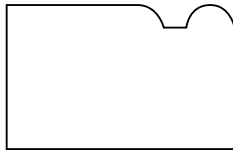
E-117



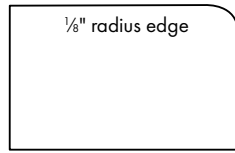
E-118



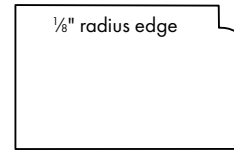
E-121



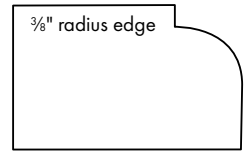
E-122



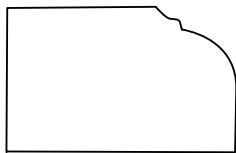
E-123



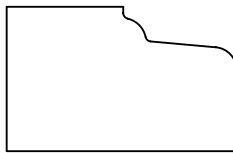
E-124




E-126



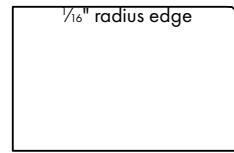
E-127



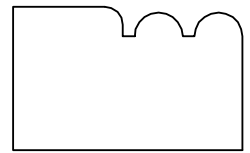
E-130



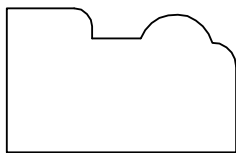
E-131



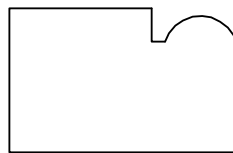
E-154



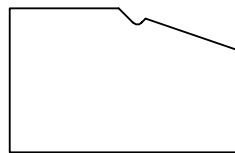
M-302




M-303



M-304

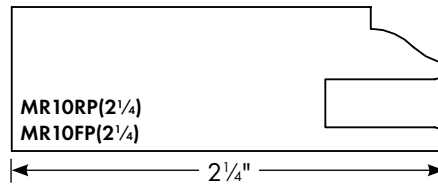
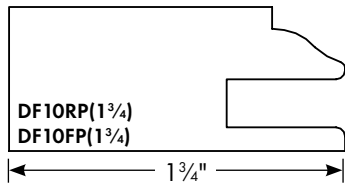


M-305



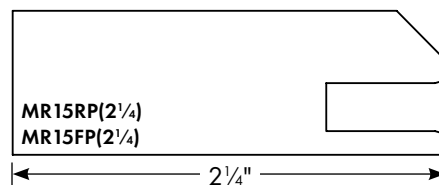
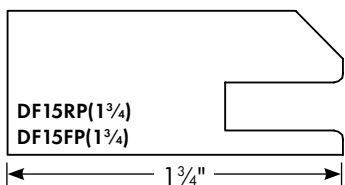
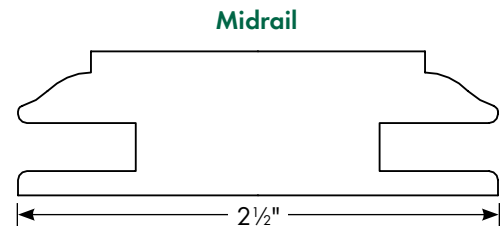
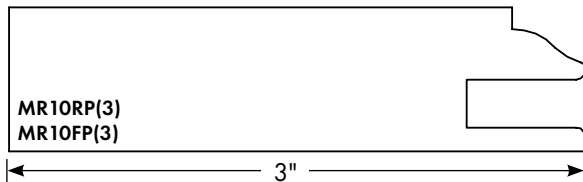
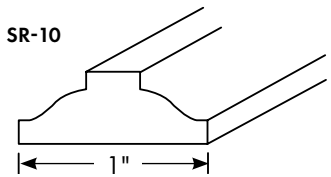
M-306

- See page 33 for available outside edge profiles
- See page 18 for available raised panel profiles
- See page 25 for available flat panel profiles
- Additional widths of 2½" and 2¾" available
- Minimum sizes listed on page 32
- Pricing listed on page 47
- To order a glass door, place a "G" after the door style. If mullions are needed, use a "WG" and state the number of mullions needed
- 2" minimum width for use with hinges on paneled doors
- 2¼" minimum width for use with hinges on glass doors
- Any door can be made 2 panels high by adding a "5" to the door style



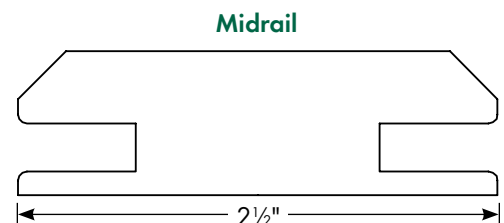
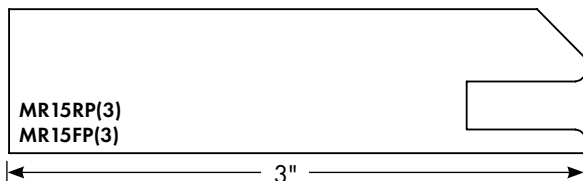
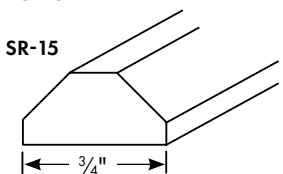
Mullion

SR-10

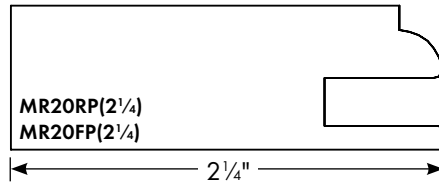
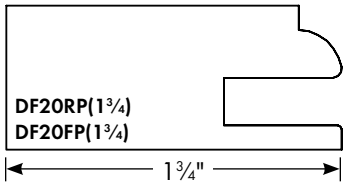


Mullion

SR-15

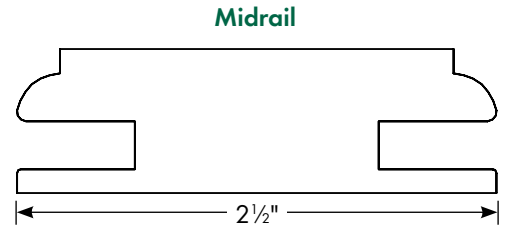
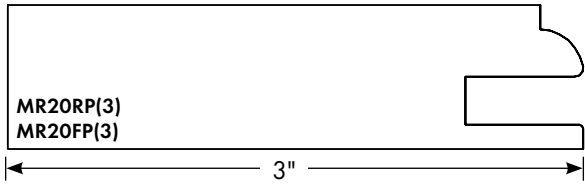
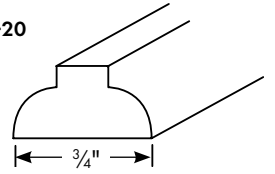


Painted finishes are not recommended on the MR-15 profile.

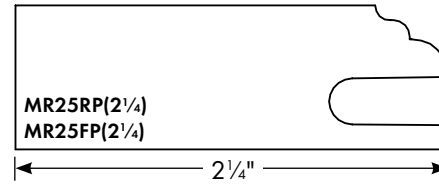
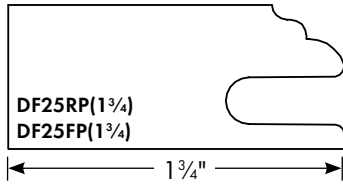


Mullion

SR-20

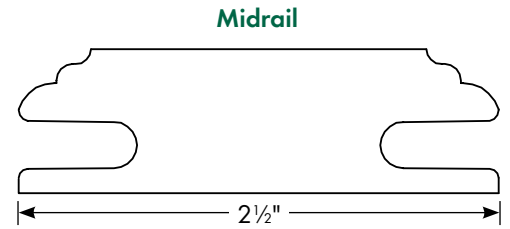
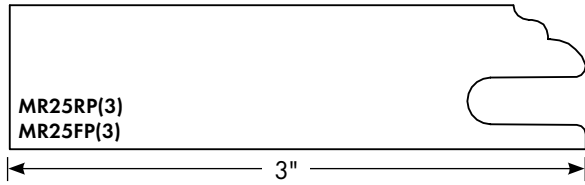
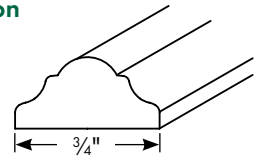


Midrail

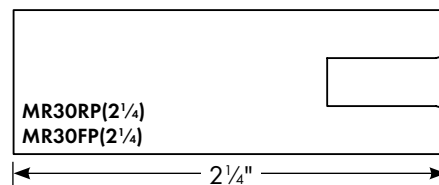
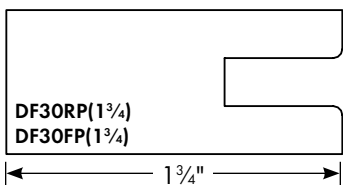


Mullion

SR-107

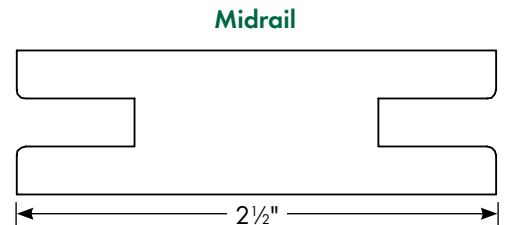
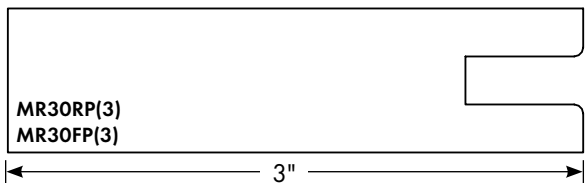
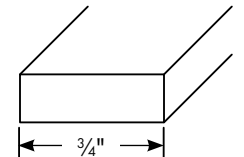


Midrail



Mullion

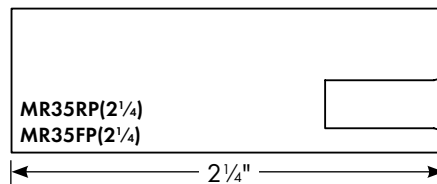
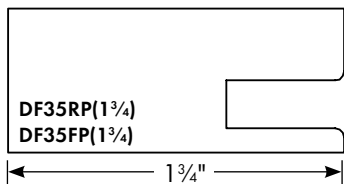
SR-30



Midrail

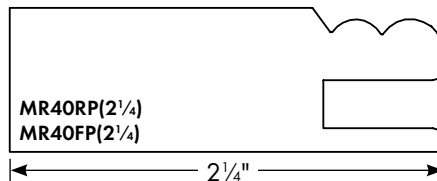
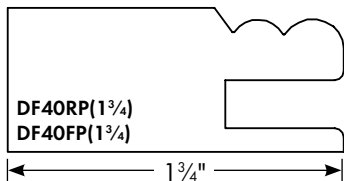
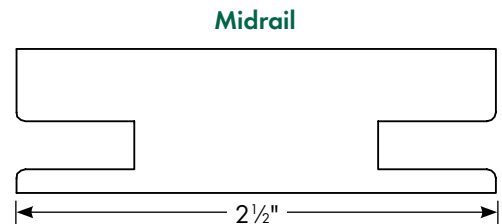
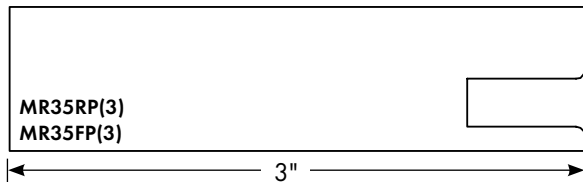
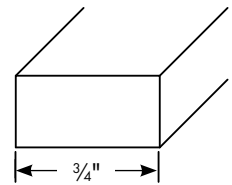
Only available with a P-204, P-210, or 1/4" panel

- See page 33 for available outside edge profiles
- See page 18 for available raised panel profiles
- See page 25 for available flat panel profiles
- Additional widths of 2½" and 2¾" available
- Minimum sizes listed on page 32
- Pricing listed on page 47
- To order a glass door, place a "G" after the door style. If mullions are needed, use a "WG" and state the number of mullions needed.
- 2" minimum width for use with hinges on paneled doors
- 2¼" minimum width for use with hinges on glass doors
- Any door can be made 2 panels high by adding a "5" to the door style



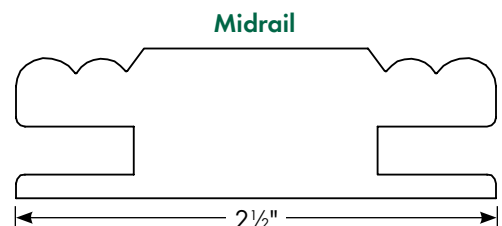
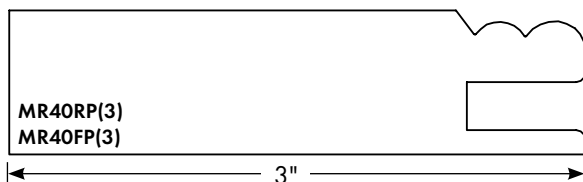
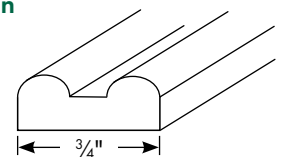
Mullion

SR-35

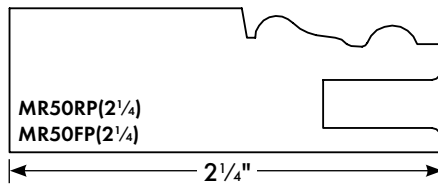
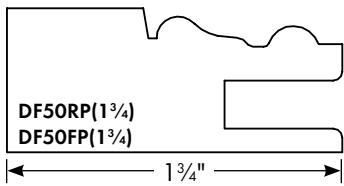


Mullion

SR-122

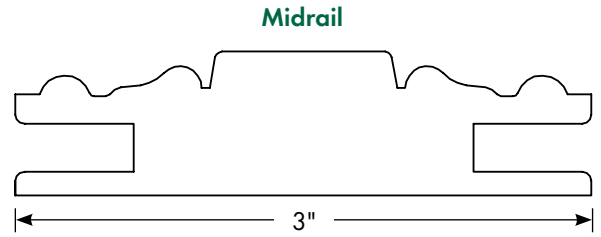
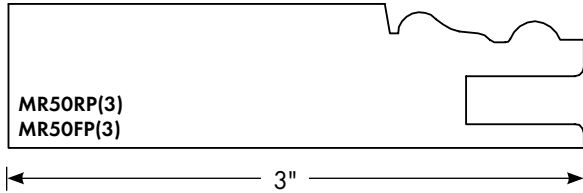
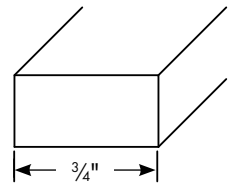




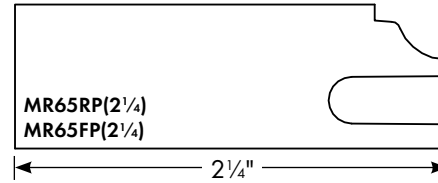
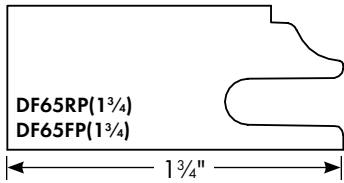


Mullion

SR-35

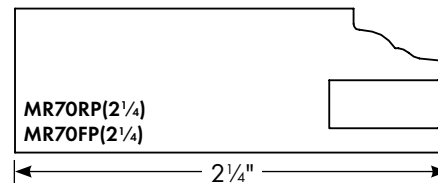
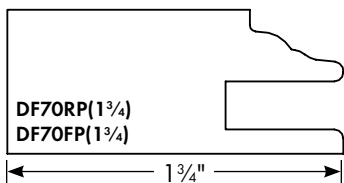
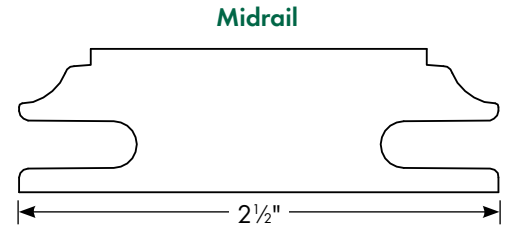
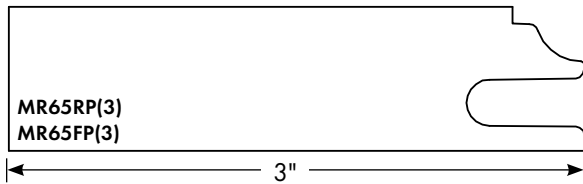
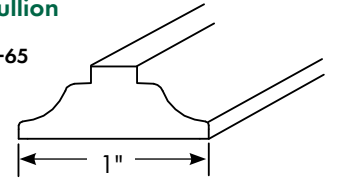


DF50RP/FP(1 3/4) door style not available with E-109, E-118, E-127, E-130, M-302, M-303, M-304 or M-305.  
Woodgrill doors in this style are only available squared out on the backside



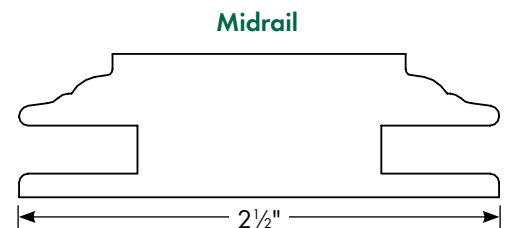
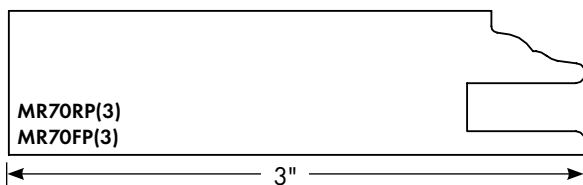
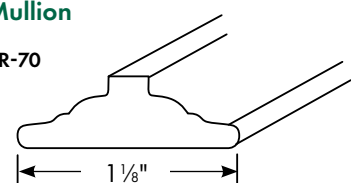
Mullion

SR-65

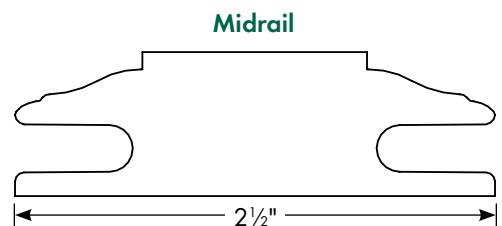
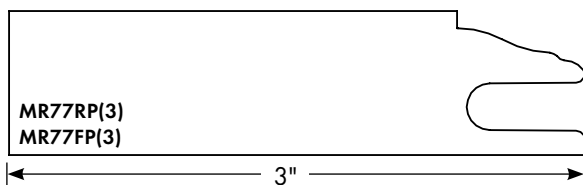
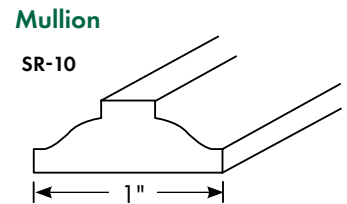
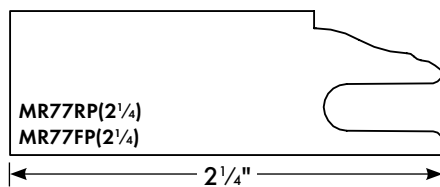
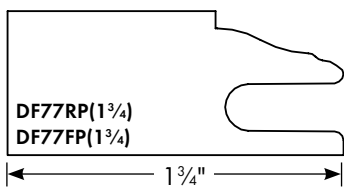
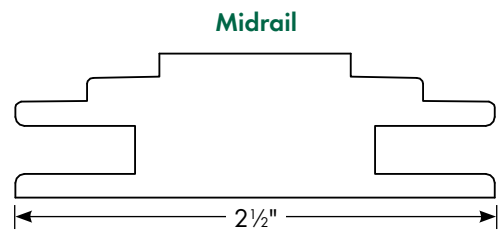
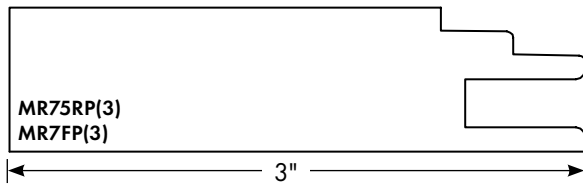
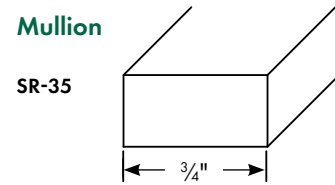
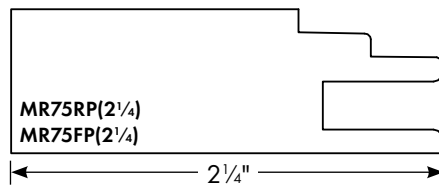
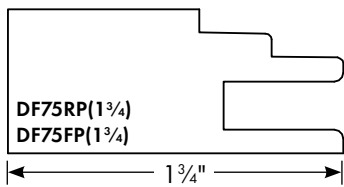


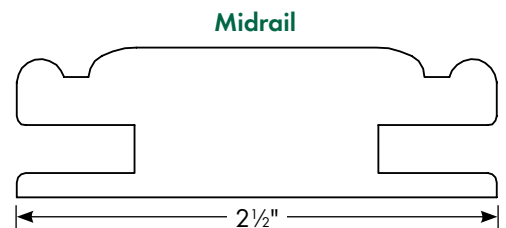
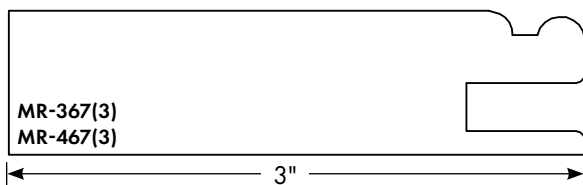
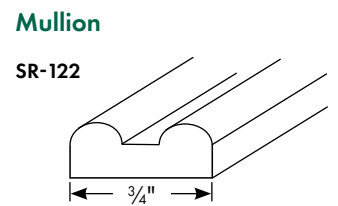
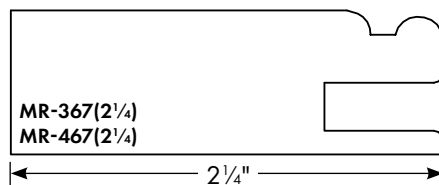
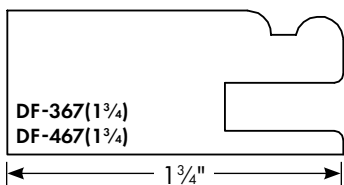
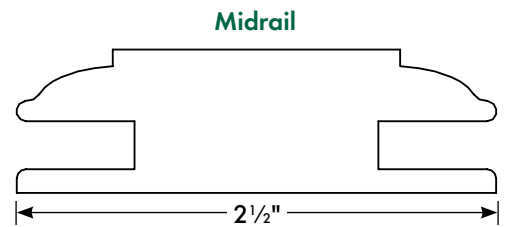
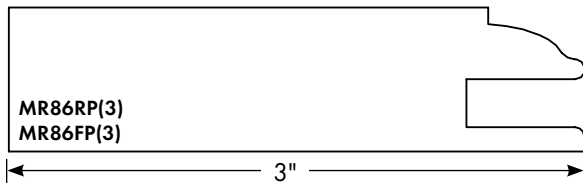
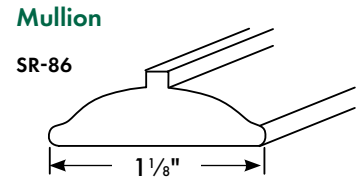
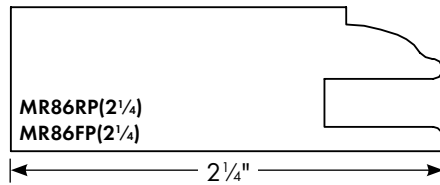
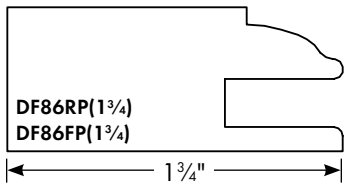
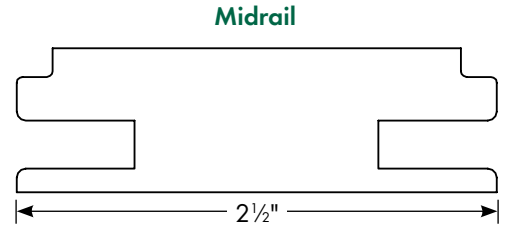
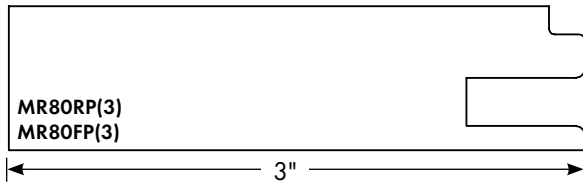
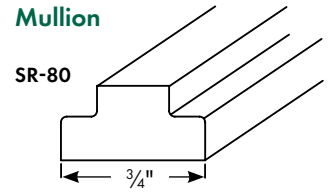
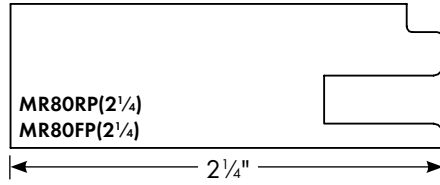
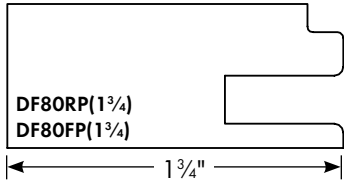
Mullion

SR-70

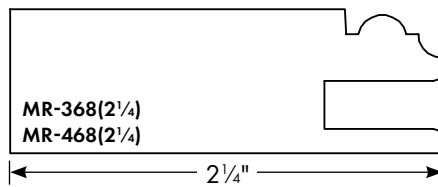
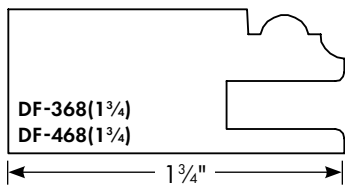


- See page 33 for available outside edge profiles
- See page 18 for available raised panel profiles
- See page 25 for available flat panel profiles
- Additional widths of 2½" and 2¾" available Minimum sizes listed on page 32
- Pricing listed on page 47
- To order a glass door, place a "G" after the door style. If mullions are needed, use a "WG" and state the number of mullions needed.
- 2" minimum width for use with hinges on paneled doors
- 2¼" minimum width for use with hinges on glass doors
- Any door can be made 2 panels high by adding a "5" to the door style



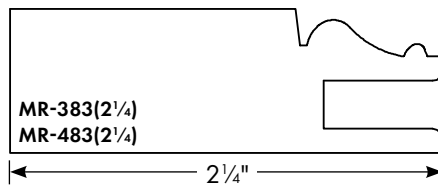
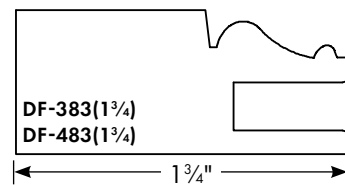
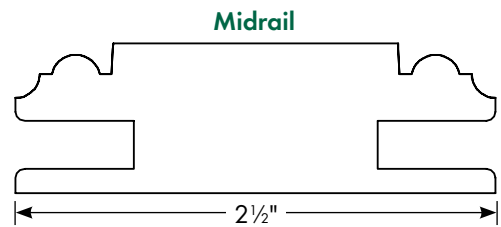
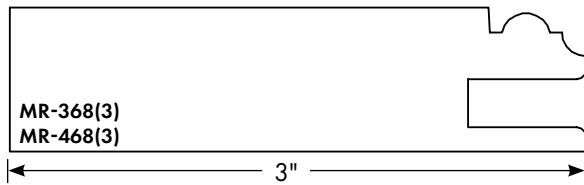
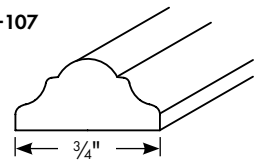


- See page 33 for available outside edge profiles
- See page 18 for available raised panel profiles
- See page 25 for available flat panel profiles
- Additional widths of 2½" and 2¾" available
- Minimum sizes listed on page 32
- Pricing listed on page 47
- To order a glass door, place a "G" after the door style. If mullions are needed, use a "WG" and state the number of mullions needed.
- 2" minimum width for use with hinges on paneled doors
- 2¼" minimum width for use with hinges on glass doors
- Any door can be made 2 panels high by adding a "5" to the door style



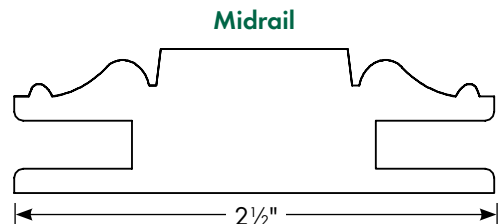
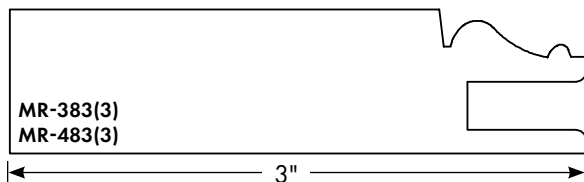
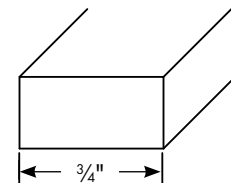
Mullion

SR-107



Mullion

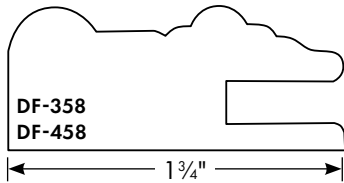
SR-35



Woodgrill doors in this style are only available squared out on the backside  
DF383/483(1¾) door style not available with E-109, E-118, E-127, E-130, M-302, M-303 or M-305.

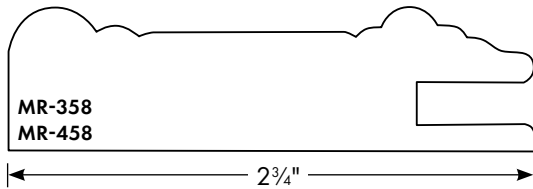
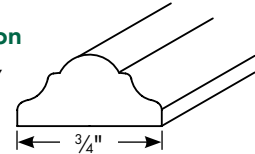


- Widths CANNOT be modified
- See page 18 for available raised panel profiles
- See page 25 for available flat panel profiles
- Minimum sizes listed on page 32
- Pricing listed on page 47
- 2" minimum width for use with hinges on paneled doors
- 2 1/4" minimum width for use with hinges on glass doors
- To order a glass door, place a "G" after the door style. If mullions are needed, use a "WG" and state the number of mullions needed
- Any door can be made 2 panels high by adding a "5" to the door style
- Rustic Grade will have clear frames and rustic panels

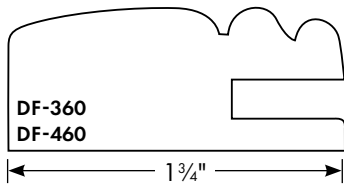
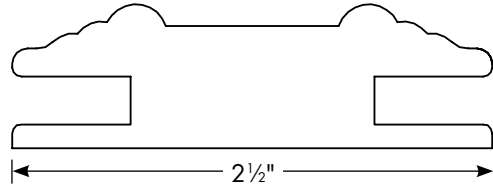


Mullion

SR-107

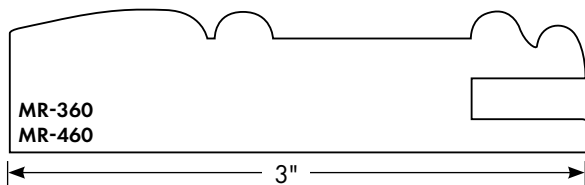
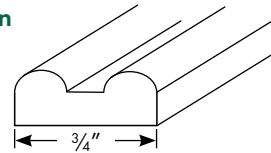


Midrail

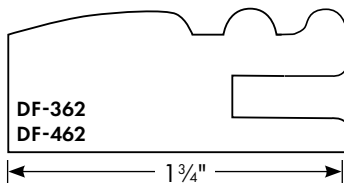
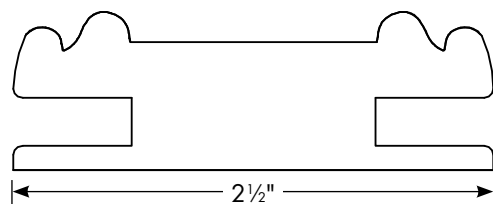


Mullion

SR-122

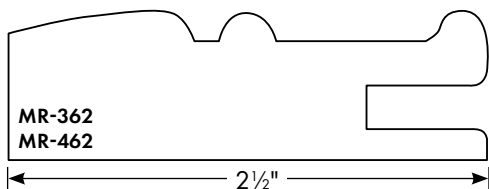
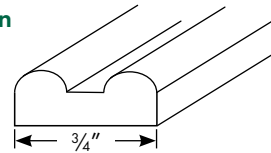


Midrail

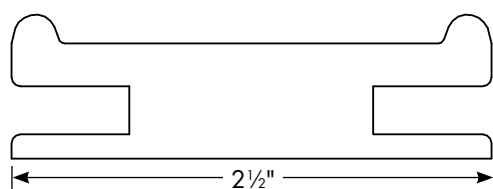


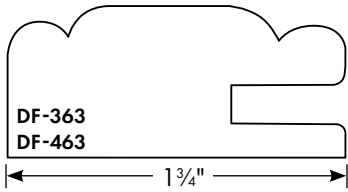
Mullion

SR-122

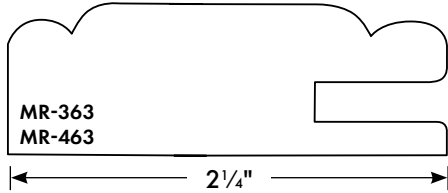
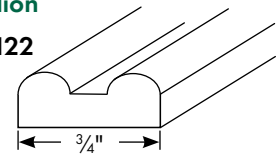


Midrail

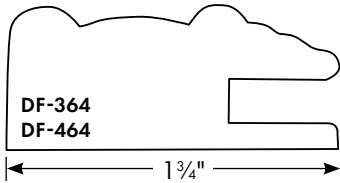
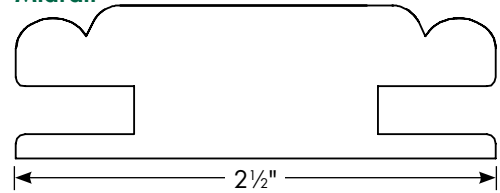




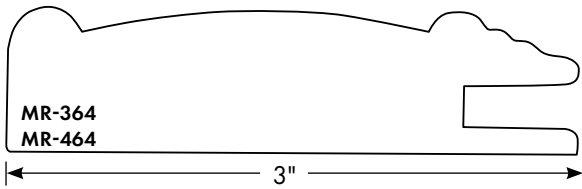
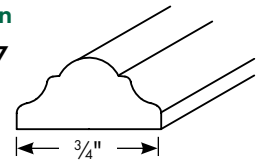
Mullion  
SR-122



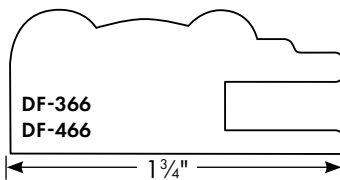
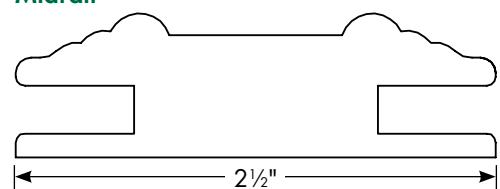
Midrail



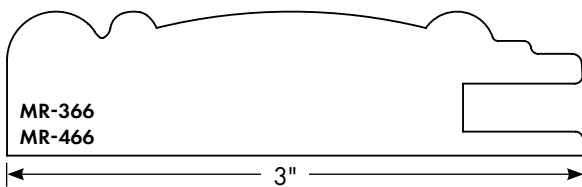
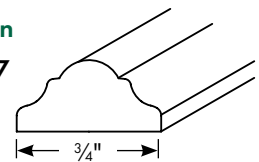
Mullion  
SR-107



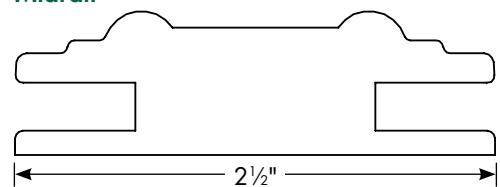
Midrail



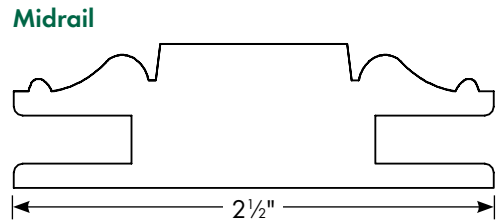
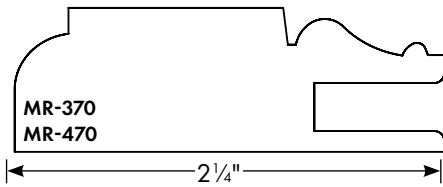
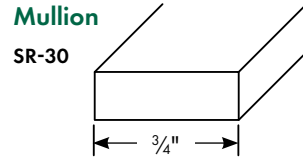
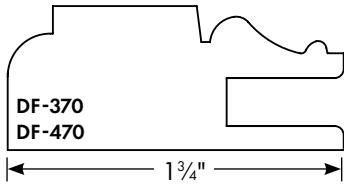
Mullion  
SR-107



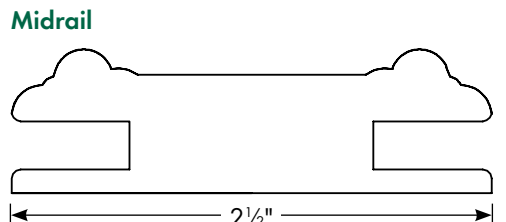
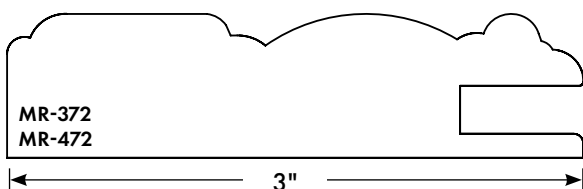
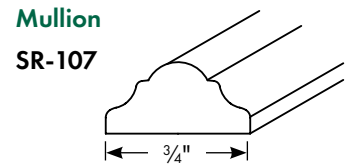
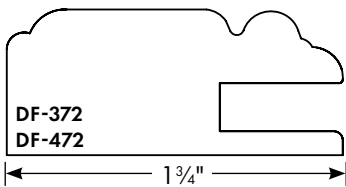
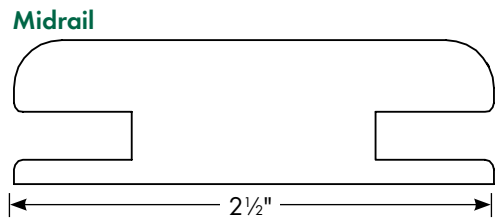
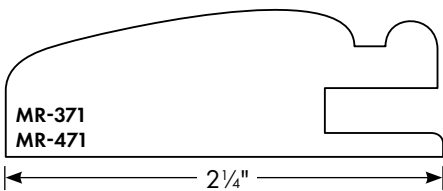
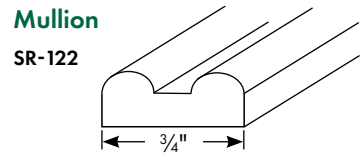
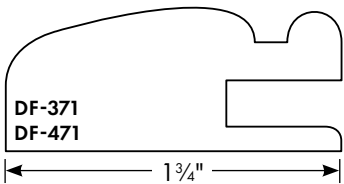
Midrail



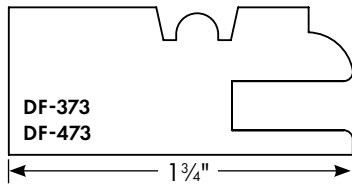
- Widths CANNOT be modified
- See page 18 for available raised panel profiles
- See page 25 for available flat panel profiles
- Minimum sizes listed on page 32
- Pricing listed on page 47
- 2" minimum width for use with hinges on paneled doors
- 2¼" minimum width for use with hinges on glass doors
- To order a glass door, place a "G" after the door style. If mullions are needed, use a "WG" and state the number of mullions needed
- Any door can be made 2 panels high by adding a "5" to the door style
- Rustic Grade will have clear frames and rustic panels



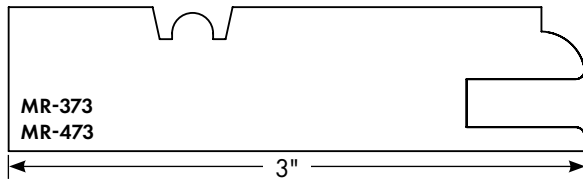
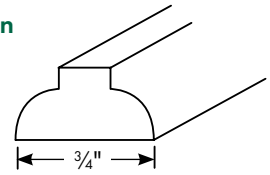
Woodgrill doors in this style are only available squared out on the backside



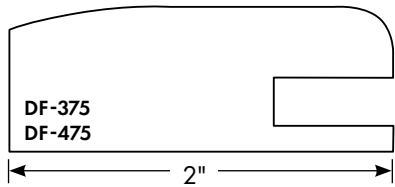
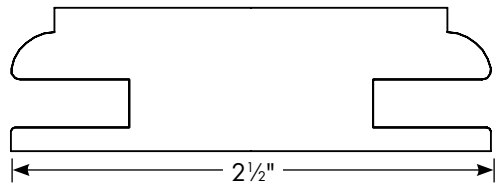




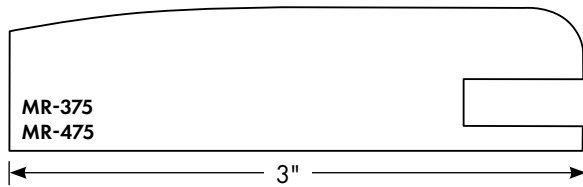
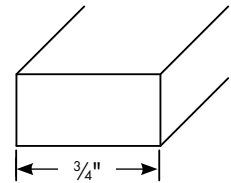
Mullion  
SR-20



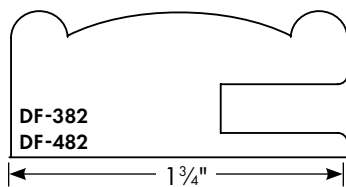
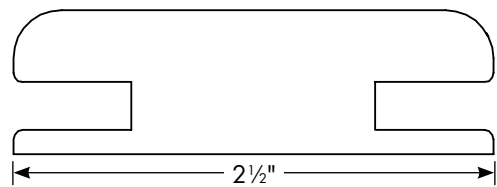
Midrail



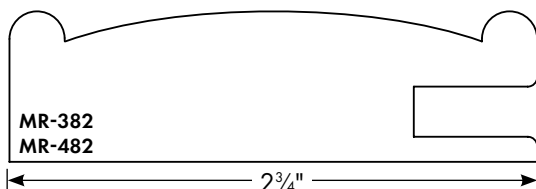
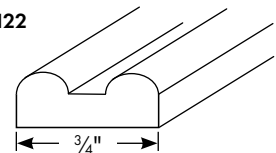
Mullion  
SR-35



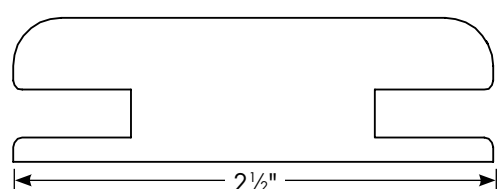
Midrail



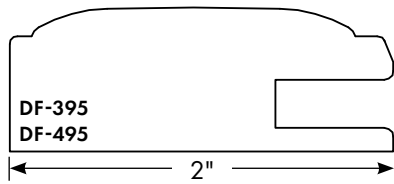
Mullion  
SR-122



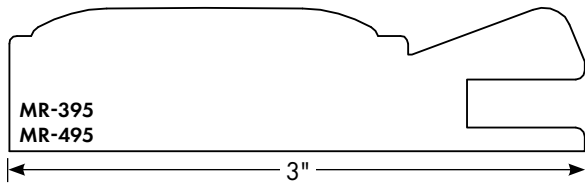
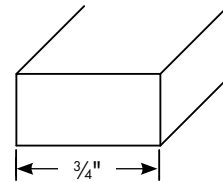
Midrail



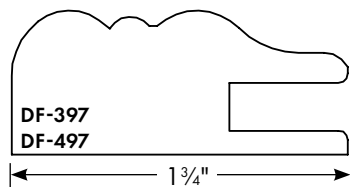
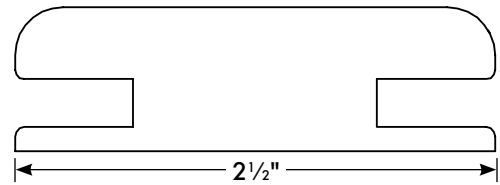
- Widths CANNOT be modified
- See page 18 for available raised panel profiles
- See page 25 for available flat panel profiles
- Minimum sizes listed on page 32
- Pricing listed on page 47
- 2" minimum width for use with hinges on paneled doors
- 2¼" minimum width for use with hinges on glass doors
- To order a glass door, place a "G" after the door style. If mullions are needed, use a "WG" and state the number of mullions needed
- Any door can be made 2 panels high by adding a "5" to the door style
- Rustic Grade will have clear frames and rustic panels



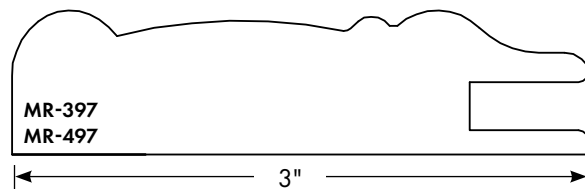
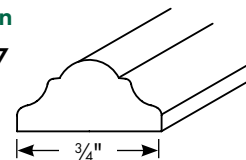
Mullion  
SR-35



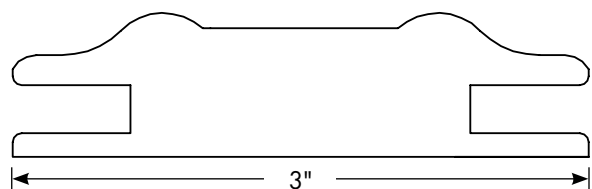
Midrail



Mullion  
SR-107



Midrail



Note: One square foot minimum charge will apply on doors. 1/2 sq ft minimum charge will apply on drawer fronts.

WoodSpecies	1 <sup>3</sup> / <sub>4</sub> "-2 <sup>1</sup> / <sub>4</sub> "Frames			2 <sup>1</sup> / <sub>2</sub> "Frames			2 <sup>3</sup> / <sub>4</sub> "-3"Frames		
	RAISED	FLAT	GLASS*	RAISED	FLAT	GLASS*	RAISED	FLAT	GLASS*
Alder	\$36.92	\$31.13	\$30.69	\$37.74	\$33.37	\$31.50	\$40.27	\$35.61	\$34.01
Alder Rustic	\$33.77	\$28.69	\$28.05	\$34.57	\$30.91	\$28.60	\$37.10	\$33.12	\$31.16
Ash White	\$34.65	\$28.69	\$28.39	\$35.47	\$30.91	\$29.50	\$37.94	\$33.12	\$32.03
Birch Red	\$49.89	NA	\$43.64	\$50.70	NA	\$44.88	\$53.21	NA	\$47.44
Birch White	\$35.46	\$29.20	\$28.42	\$36.28	\$30.69	\$30.33	\$38.79	\$32.92	\$32.86
Cedar Knotty	\$41.23	NA	\$34.99	\$42.05	NA	\$36.14	\$44.55	NA	\$38.69
Cherry	\$42.21	\$36.29	\$34.28	\$43.00	\$37.12	\$36.54	\$45.53	\$39.66	\$38.79
Cherry Rustic	\$39.91	NA	\$33.68	\$40.75	NA	\$34.81	\$43.24	NA	\$37.36
Cherry Value	\$34.66	\$29.72	\$28.95	\$35.47	\$32.00	\$29.80	\$37.96	\$34.21	\$32.33
Hickory-Calico	\$35.46	\$29.20	\$28.79	\$36.28	\$31.04	\$30.33	\$38.79	\$33.28	\$32.86
Hickory-Heartwood	\$38.19	NA	\$32.56	\$38.97	NA	\$33.41	\$41.52	NA	\$35.94
Hickory Rustic	\$38.19	\$31.13	\$31.93	\$38.97	\$33.37	\$48.57	\$41.52	\$35.61	\$35.61
Mahogany-African	\$53.89	NA	\$48.58	\$54.73	NA	\$49.42	\$57.22	NA	\$51.98
Maple Hard White-Value	\$31.83	NA	\$25.59	\$32.65	\$29.66	\$26.68	\$35.17	\$31.90	\$29.18
Maple Hard White	\$35.46	\$30.62	\$29.79	\$36.28	\$32.86	\$30.62	\$38.79	\$35.07	\$33.18
Maple Hard White Birdseye	\$57.90	NA	\$51.69	\$58.73	NA	\$53.03	\$61.21	NA	\$55.54
Maple Hard White Rustic	\$37.72	NA	\$32.10	\$38.52	NA	\$32.96	\$41.03	NA	\$35.49
Maple Soft	\$34.66	\$29.78	\$28.39	\$35.47	\$32.03	\$29.51	\$37.96	\$34.26	\$32.03
Oak Red	\$33.55	\$27.62	\$27.88	\$34.39	\$29.85	\$28.71	\$36.90	\$32.08	\$31.26
Oak Red Quarter Sawn	\$45.88	\$39.65	\$34.78	\$46.67	\$40.86	\$37.03	\$49.23	\$43.40	\$39.24
Oak Red Rift	\$45.88	\$39.65	\$34.78	\$46.67	\$40.86	\$37.03	\$49.23	\$43.40	\$39.24
Oak Red Rustic	\$34.66	NA	\$28.39	\$35.47	NA	\$29.51	\$37.96	NA	\$32.03
Oak White	\$37.27	\$31.35	\$30.31	\$38.12	\$32.21	\$32.51	\$40.59	\$34.71	\$34.79
Oak White Quarter Sawn	\$50.47	\$43.62	\$38.26	\$51.35	\$44.95	\$40.73	\$54.15	\$47.74	\$43.17
Oak White Rift	\$52.99	\$45.80	\$40.19	\$53.91	\$47.21	\$42.76	\$56.84	\$50.13	\$45.34
Paint Grade Maple Panel	\$31.45	\$27.53	\$25.20	\$33.12	\$29.14	\$26.28	\$34.77	\$30.98	\$28.80
Paint Grade HDF/MDF Panel	\$29.03	\$25.69	NA	\$30.70	\$27.32	NA	\$32.35	\$29.15	NA
Paint Grade P204 HDF Panel	\$26.18	NA	NA	\$27.86	NA	NA	\$29.51	NA	NA
Pine White Clear	\$46.10	\$40.25	\$35.24	\$46.91	\$41.06	\$37.51	\$49.42	\$43.62	\$39.74
Pine White Knotty	\$35.52	NA	\$29.16	\$36.35	NA	\$30.40	\$38.86	NA	\$32.92
Poplar	\$36.39	NA	\$30.75	\$37.20	NA	\$31.60	\$39.71	NA	\$34.16
Red Grandis	\$48.29	\$53.01	\$42.05	\$49.09	\$53.40	\$43.31	\$51.60	\$55.80	\$45.82
Walnut	\$64.13	\$58.14	\$45.75	\$65.01	\$59.02	\$48.52	\$67.65	\$61.69	\$50.91

Add \$10.95 per lite for Mullion Doors.



Our French Mitered Doors and Drawer Fronts provide the look of an applied moulding door with the flexibility of a traditional cope and stick door. The inside profile detail is integrated into the stiles and rails. This provides a more refined appearance with superior structural integrity.

**Construction:**


Our French Mitered joints are constructed using a blind mortise and tenon that is 3/8" thick by 1/2" deep. The width of the mortise and tenon will vary depending on the frame width of the door or drawer front. Due to the manufacturing process, the frames will finish out 1/16" less in width than what is noted in the profile number. Our doors are made with a gap tolerance on the inside corner to allow for expansion and contraction to occur. Wide inside profiles may not be perfectly flush where the two profiles meet.

**Notables:**

- Doors available in 2 1/4", 2 1/2", 2 3/4" and 3" frame widths
- Drawer fronts are available with 1 3/4" rail width and matching stiles to the door
- For Pricing, See page 53
  - All doors have a minimum 1 square foot charge
  - All drawer fronts have a minimum 1/2 square foot charge
- Panel profiles are listed on page 18 or 25
- Outside edge profiles are listed on page 52
- To order a glass door, place a "G" after the door style. If mullions are needed, use a "WG" and state the number of mullions needed
  - To figure glass size on a door that is routed for vinyl, add 3/4" to the inside dimension.  
Example FM383G(3): 15" x 24 7/8" door; glass size is 9 3/4" x 19 5/8"
  - To figure glass size on a door that is squared out, add 1 1/4" to the inside dimension (FM-100 only add 3/4" to the inside dimension).  
Example FM40G(2 1/4): 15" x 24 7/8" door; glass size is 11 3/4" x 21 5/8"
- Any door can be made 2 panels high by adding a "5" to the door style
- Only the width can be cut down to accommodate a smaller size. Each profile has a different cut down width minimum, please contact your customer service representative for more information
- Due to the tenon location, we cannot cut down any heights
- Midrails over 3" in width will not be warrantied
- FM-50, FM-388, MR-397 and FM-912 will have a midrail width of 3" minimum for structural integrity

**Minimum & Maximum Sizes:**

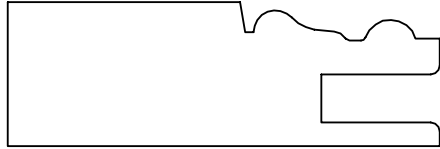
- Raised Panel Door:
  - 2 1/4": 7 1/4" x 7 1/4"
  - 2 1/2": 7 3/4" x 7 3/4"
  - 2 3/4": 8 1/4" x 8 1/4"
  - 3": 8 3/4" x 8 3/4"
- Flat Panel Door:
  - 2 1/4": 7 1/4" x 5 1/2"
  - 2 1/2": 7 3/4" x 6"
  - 2 3/4": 8 1/4" x 6 1/2"
  - 3": 8 3/4" x 7"
- Heights on Drawer Fronts:
  - Flat panel – 4 1/2"
  - Raised panel – 6 1/2"
- Maximums:
  - Stile/Rail Width: 25"
  - Stile/Rail Length: 120"



**French Miter**




FM-40




FM-50



FM-75



FM-87




FM-128

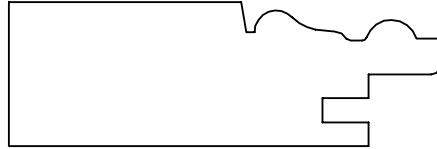


FM-367

**Glass Door Profiles  
Routed for Vinyl Retainer**



FM-40G



FM-50G




FM-75G



FM-87G

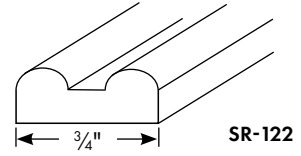


FM-128G

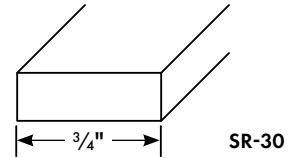


FM-367G

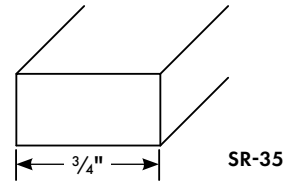
**Mullion Profiles**



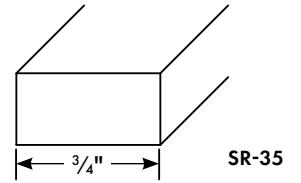
SR-122



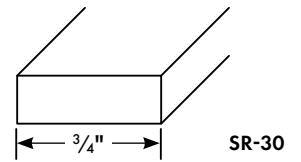
SR-30



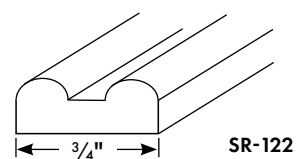
SR-35



SR-35



SR-30



SR-122


Woodgrill doors in this style are only available squared out on the backside

Woodgrill doors in this style are only available squared out on the backside


**French Miter**



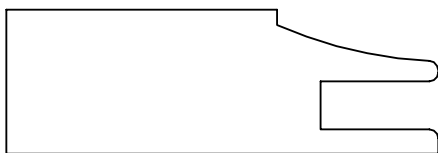
FM-368




FM-383



FM-387



FM-388



FM-912



FM-100

ONLY available with a 1/4" center panel


**Glass Door Profiles  
Routed for Vinyl Retainer**



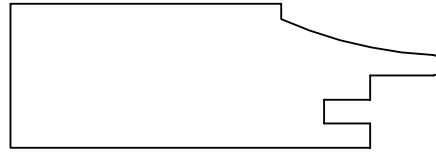
FM-368G



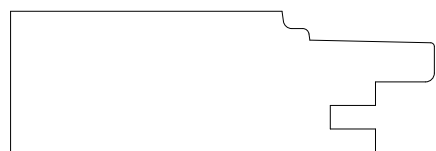
FM-383G




FM-387G



FM-388G

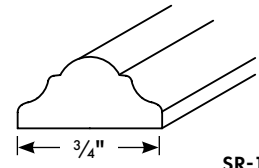


FM-912G

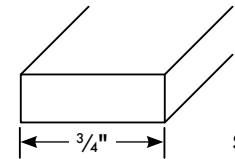


FM-100G

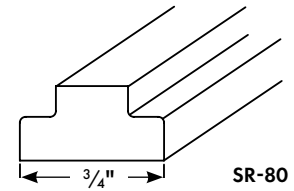
**Mullion Profiles**



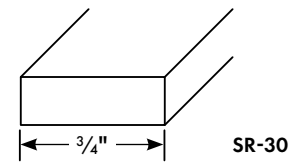
SR-107



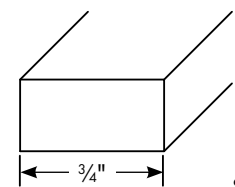
SR-30



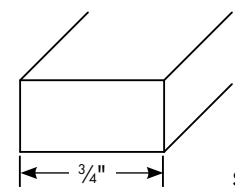
SR-80



SR-30

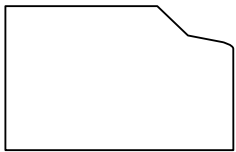


SR-35

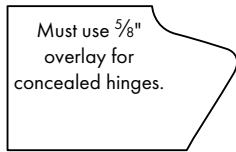


SR-35

Not all edges will work with concealed hinges.  
 Please reference page 78 for detailed concealed hinging information.

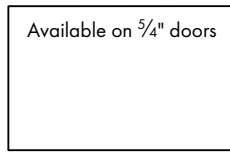


E-101



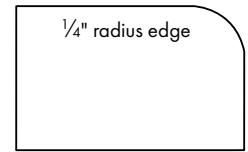
Must use  $\frac{5}{8}$ " overlay for concealed hinges.

E-102



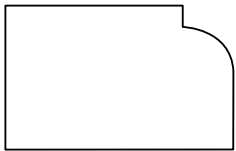
Available on  $\frac{5}{4}$ " doors

E-104

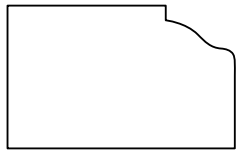


$\frac{1}{4}$ " radius edge


E-105



E-106



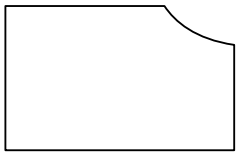
E-110



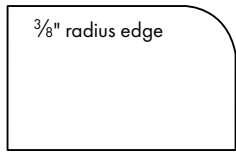
E-114



E-115

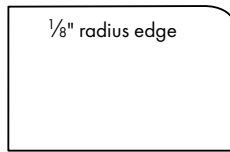


E-117



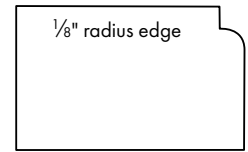
$\frac{3}{8}$ " radius edge

E-121



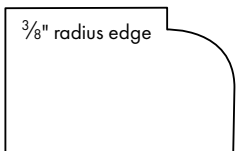
$\frac{1}{8}$ " radius edge

E-123



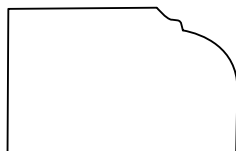
$\frac{1}{8}$ " radius edge

E-124



$\frac{3}{8}$ " radius edge

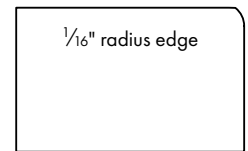
E-126



E-127



E-131



$\frac{1}{16}$ " radius edge

E-154



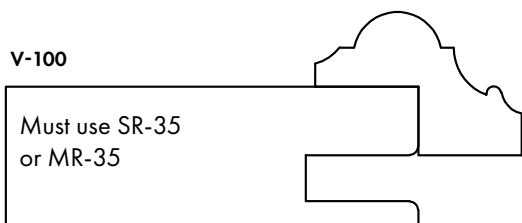
Note: One square foot minimum charge will apply on doors. 1/2 sq ft minimum charge will apply on drawer fronts.

WoodSpecies	1 <sup>3</sup> / <sub>4</sub> "-2 <sup>1</sup> / <sub>4</sub> "Frames			2 <sup>1</sup> / <sub>2</sub> "Frames			2 <sup>3</sup> / <sub>4</sub> "-3"Frames		
	RAISED	FLAT	GLASS*	RAISED	FLAT	GLASS*	RAISED	FLAT	GLASS*
Alder	\$38.39	\$32.36	\$31.89	\$39.24	\$34.69	\$32.75	\$41.84	\$37.02	\$35.34
Alder Rustic	\$35.11	\$29.82	\$28.59	\$35.94	\$32.15	\$29.45	\$38.58	\$34.44	\$32.08
Ash White	\$36.01	\$29.82	\$29.52	\$36.86	\$32.15	\$30.37	\$39.48	\$34.44	\$32.98
Birch Red	\$51.86	NA	\$45.36	\$52.72	NA	\$46.23	\$55.30	NA	\$48.86
Birch White	\$36.85	\$30.37	\$29.56	\$37.71	\$31.89	\$31.23	\$40.31	\$34.21	\$33.84
Cedar Knotty	\$42.86	NA	\$36.37	\$43.73	NA	\$37.21	\$46.32	NA	\$39.83
Cherry	\$43.87	\$37.34	\$35.28	\$44.70	\$38.22	\$37.64	\$47.33	\$40.84	\$39.92
Cherry Rustic	\$41.50	NA	\$35.02	\$42.36	NA	\$35.87	\$44.96	NA	\$38.47
Cherry Value	\$36.02	\$30.91	\$29.52	\$36.86	\$33.25	\$30.38	\$39.49	\$35.58	\$32.98
Hickory-Calico	\$36.85	\$30.37	\$29.95	\$37.71	\$32.25	\$31.23	\$40.31	\$34.59	\$33.84
Hickory-Heartwood	\$39.68	NA	\$33.19	\$40.50	NA	\$34.05	\$43.14	NA	\$36.65
Hickory Rustic	\$39.68	\$32.36	\$33.19	\$40.50	\$34.69	\$50.01	\$43.14	\$37.02	\$36.65
Mahogany-African	\$56.03	NA	\$49.53	\$56.90	NA	\$50.40	\$59.50	NA	\$53.02
Maple Hard White-Value	\$33.12	NA	\$26.64	\$33.93	\$30.84	\$27.45	\$36.57	\$33.15	\$30.06
Maple Hard White	\$36.85	\$31.82	\$30.37	\$37.71	\$34.17	\$31.23	\$40.31	\$36.43	\$33.84
Maple Hard White Birdseye	\$60.20	NA	\$53.72	\$61.05	NA	\$54.58	\$63.67	NA	\$57.16
Maple Hard White Rustic	\$39.20	NA	\$32.73	\$40.06	NA	\$33.57	\$42.69	NA	\$36.21
Maple Soft	\$36.02	\$30.95	\$29.52	\$36.86	\$33.28	\$30.38	\$39.49	\$35.62	\$32.98
Oak Red	\$34.90	\$28.73	\$28.41	\$35.75	\$31.05	\$29.27	\$38.37	\$33.34	\$31.88
Oak Red Quarter Sawn	\$47.71	\$41.22	\$36.16	\$48.52	\$42.06	\$38.48	\$51.14	\$44.68	\$40.83
Oak Red Rift	\$47.71	\$41.22	\$36.16	\$48.52	\$42.06	\$38.48	\$51.14	\$44.68	\$40.83
Oak Red Rustic	\$36.02	NA	\$29.52	\$36.86	NA	\$30.38	\$39.49	NA	\$32.98
Oak White	\$38.77	\$32.26	\$31.22	\$39.62	\$33.50	\$33.13	\$42.21	\$35.85	\$35.72
Oak White Quarter Sawn	\$52.48	\$45.34	\$39.77	\$53.37	\$46.27	\$42.33	\$56.26	\$49.14	\$44.90
Oak White Rift	\$55.09	\$47.61	\$41.77	\$56.04	\$48.57	\$44.47	\$59.09	\$51.59	\$47.12
Paint Grade Maple Panel	\$32.68	\$28.01	\$25.45	\$34.40	\$30.30	\$27.05	\$36.12	\$32.62	\$29.67
Paint Grade HDF/MDF Panel	\$30.25	\$26.18	NA	\$31.99	\$28.47	NA	\$33.70	\$30.55	NA
Paint Grade P204 HDF Panel	\$27.42	NA	NA	\$29.14	NA	NA	\$30.87	NA	NA
Pine White Clear	\$47.93	\$41.42	\$36.29	\$48.77	\$42.28	\$38.60	\$51.38	\$44.89	\$40.93
Pine White Knotty	\$36.92	NA	\$30.31	\$37.77	NA	\$31.28	\$40.40	NA	\$33.88
Poplar	\$37.82	NA	\$31.33	\$38.69	NA	\$32.19	\$41.32	NA	\$34.81
Red Grandis	\$50.19	\$44.84	\$43.73	\$51.04	\$47.15	\$44.55	\$53.66	\$49.43	\$47.18
Walnut	\$66.67	\$59.85	\$47.11	\$67.61	\$60.75	\$49.96	\$70.31	\$63.53	\$52.42

- Add \$10.95 per lite for Mullion Doors.

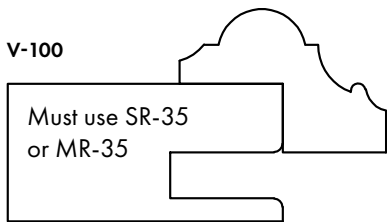
### V-100 Applied Moulding

- Only available on square door styles
- Only the SR-35 or MR-35 is available for stile/rail profile
- Any outside edge from page 19 for cope/stick or page 33 for mitered are available
- Only available panel profiles are listed below
- Drawer fronts have a minimum rail width of 1 1/2"
- Mullions are square and have to be held in behind glass.
- For pricing, add your door square foot cost with the applied moulding cost in the table to the right



**Minimum Door Sizes for V-100**

301AM	8 5/8" x 8 5/8"
301(3)AM	10 1/8" x 10 1/8"
MR35RPAM(2 1/4)	8 5/8" x 8 5/8"
MR35RPAM(3)	10 1/8" x 10 1/8"
401AM	7 1/4" x 6 5/8"
401(3)AM	8 3/4" x 8 1/8"
MR35FPAM(2 1/4)	6 5/8" x 6 5/8"
MR35FPAM(3)	8 1/8" x 8 1/8"


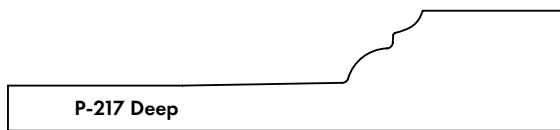




**Minimum Drawer Front Sizes for V-100**

DF301AM	8 5/8" x 7 1/8"
DF301(3-S)AM	10 1/8" x 7 1/8"
DF35RPAM(1 3/4)	7 5/8" x 7 5/8"
DF401AM	7 1/4" x 5 1/8"
DF401(3-S)AM	8 3/4" x 5 1/8"
DF35FPAM(1 3/4)	5 5/8" x 5 5/8"

Wood Species	V100
Alder	\$14.86
Ash White	\$18.01
Birch Red	\$23.02
Birch White	\$13.52
Cedar Knotty	\$18.39
Cherry	\$15.36
Hickory-Calico	\$13.02
Hickory-Heartwood	\$18.01
Mahogany-African	\$21.56
Maple Hard White	\$13.52
Maple Hard White Birdseye	\$21.18
Maple Soft	\$17.65
Oak Red	\$12.76
Oak Red Quarter Sawn	\$20.06
Oak Red Rift	\$19.50
Oak White	\$18.22
Oak White Quarter Sawn	\$23.72
Oak White Rift	\$24.66
Paint Grade	\$11.67
Pine White Clear	\$18.39
Poplar	\$17.28
Red Grandis	\$19.17
Walnut	\$21.71

### Panel Profiles for V-100

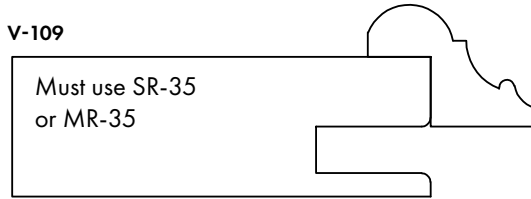


1/4" Veneer MDF Core Panel

### V-109 Applied Moulding

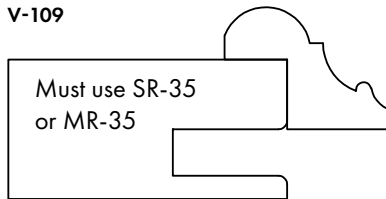
- Only available on square door styles
- Only the SR-35 or MR-35 is available for stile/rail profile
- Any outside edge from page 19 for cope/stick or page 33 for mitered are available
- Only available panel profiles are listed below
- Drawer fronts have a minimum rail width of 1 1/2"
- Mullions are square and have to be held in behind glass.
- For pricing, add your door square foot cost with the applied moulding cost in the table to the right

Wood Species	V109
Alder	\$14.86
Ash White	\$18.01
Birch Red	\$23.02
Birch White	\$13.52
Cedar Knotty	\$18.39
Cherry	\$15.36
Hickory-Calico	\$13.02
Hickory-Heartwood	\$18.01
Mahogany-African	\$21.56
Maple Hard White	\$13.52
Maple Hard White Birdseye	\$21.18
Maple Soft	\$17.65
Oak Red	\$12.76
Oak Red Quarter Sawn	\$20.06
Oak Red Rift	\$19.50
Oak White	\$18.22
Oak White Quarter Sawn	\$23.72
Oak White Rift	\$24.66
Paint Grade	\$11.67
Pine White Clear	\$18.39
Poplar	\$17.28
Red Grandis	\$19.17
Walnut	\$21.71



**Minimum Door Sizes for V-109**

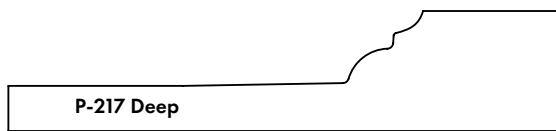

301 AM	8 5/8" x 8 5/8"
301(3)AM	10 1/8" x 10 1/8"
MR35RPAM(2 1/4)	8 5/8" x 8 5/8"
MR35RPAM(3)	10 1/8" x 10 1/8"
401 AM	7 1/4" x 6 5/8"
401(3)AM	8 3/4" x 8 1/8"
MR35FPAM(2 1/4)	6 5/8" x 6 5/8"
MR35FPAM(3)	8 1/8" x 8 1/8"



**Minimum Drawer Front Sizes for V-109**

DF301AM	8 5/8" x 7 1/8"
DF301(3-S)AM	10 1/8" x 7 1/8"
DF35RPAM(1 3/4)	7 5/8" x 7 5/8"
DF401AM	7 1/4" x 5 1/8"
DF401(3-S)AM	8 3/4" x 5 1/8"
DF35FPAM(1 3/4)	5 5/8" x 5 5/8"

### Panel Profiles for V-109

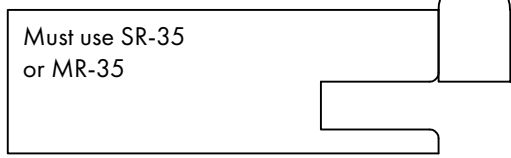


1/4" Veneer MDF Core Panel

**V-114 Applied Moulding**

- Only available on square door styles
- Only the SR-35 or MR-35 is available for stile/rail profile
- Any outside edge from page 19 for cope/stick or page 33 for mitered are available
- Only available panel profiles are listed below
- Mullions are square and have to be held in behind glass.
- For pricing, add your door square foot cost with the applied moulding cost in the table to the right

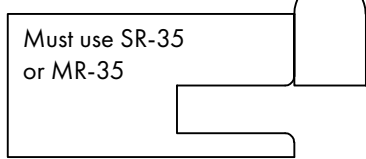
**V-114**



**Minimum Door Sizes for V-114**

301AM	8 1/4" x 8 1/4"
301(3)AM	9 3/4" x 9 3/4"
MR35RPAM(2 1/4)	8 1/4" x 8 1/4"
MR35RPAM(3)	9 3/4" x 9 3/4"
401AM	7 1/4" x 6 1/4"
401(3)AM	8-3/4" x 7 3/4"
MR35FPAM(2 1/4)	6 1/4" x 6 1/4"
MR35FPAM(3)	7 3/4" x 7 3/4"

**V-114**


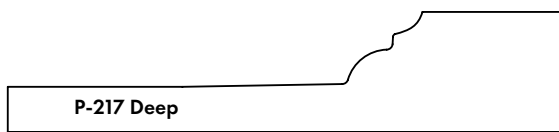


**Minimum Drawer Front Sizes for V-114**

DF301AM	8 1/4" x 6 3/4"
DF301(3-S)AM	9 3/4" x 6 3/4"
DF35RPAM(1 3/4)	7 1/4" x 7 1/4"
DF401AM	7 1/4" x 4 3/4"
DF401(3-S)AM	8 3/4" x 4 3/4"
DF35FPAM(1 3/4)	5 1/4" x 5 1/4"

WoodSpecies	V114
Alder	\$13.91
Ash White	\$17.44
Birch Red	\$20.78
Birch White	\$12.69
Cedar Knotty	\$17.71
Cherry	\$13.93
Hickory-Calico	\$12.68
Hickory-Heartwood	\$17.44
Mahogany-African	\$19.80
Maple Hard White	\$12.69
Maple Hard White Birdseye	\$19.55
Maple Soft	\$17.20
Oak Red	\$12.20
Oak Red Quarter Sawn	\$18.81
Oak Red Rift	\$18.43
Oak White	\$17.60
Oak White Quarter Sawn	\$21.78
Oak White Rift	\$22.71
Paint Grade	\$11.46
Pine White Clear	\$17.71
Poplar	\$16.91
Red Grandis	\$18.17
Walnut	\$20.51

**Panel Profiles for V-114**



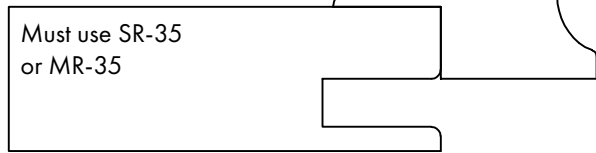
1/4" Veneer MDF Core Panel



### V-126 Applied Moulding

- Only available on square door styles
- Only the SR-35 or MR-35 is available for stile/rail profile
- Any outside edge from page 19 for cope/stick or page 33 for mitered are available
- Only available panel profiles are listed below
- Drawer fronts have a minimum rail width of 1 1/2"
- Mullions are square and have to be held in behind glass.
- For pricing, add your door square foot cost with the applied moulding cost in the table to the right

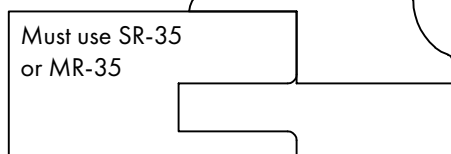
#### V-126



#### Minimum Door Sizes for V-126

301AM	7 1/4" x 7"
301(3)AM	8 3/4" x 8 1/2"
MR35RPAM(2 1/4)	7" x 7"
MR35RPAM(3)	8 1/2" x 8 1/2"
401AM	7 1/4" x 7"
401(3)AM	8 3/4" x 8 1/2"
MR35FPAM(2 1/4)	7" x 7"
MR35FPAM(3)	8 1/2" x 8 1/2"

#### V-126




#### Minimum Drawer Front Sizes for V-126

DF301AM	7 1/4" x 5 1/2"
DF301(3-S)AM	8 3/4" x 5 1/2"
DF35RPAM(1 3/4)	6" x 6"
DF401AM	7 1/4" x 5 1/2"
DF401(3-S)AM	8 3/4" x 5 1/2"
DF35FPAM(1 3/4)	6" x 6"

Wood Species	V126
Alder	\$14.86
Ash White	\$18.01
Birch Red	\$23.02
Birch White	\$13.52
Cedar Knotty	\$18.39
Cherry	\$15.36
Hickory-Calico	\$13.02
Hickory-Heartwood	\$18.01
Mahogany-African	\$21.56
Maple Hard White	\$13.52
Maple Hard White Birdseye	\$21.18
Maple Soft	\$17.65
Oak Red	\$12.76
Oak Red Quarter Sawn	\$20.06
Oak Red Rift	\$19.50
Oak White	\$18.22
Oak White Quarter Sawn	\$23.72
Oak White Rift	\$24.66
Paint Grade	\$11.67
Pine White Clear	\$18.39
Poplar	\$17.28
Red Grandis	\$19.17
Walnut	\$21.71

### Panel Profiles for V-126




1/4" Veneer MDF Core Panel

### V-116 Applied Moulding

- Only available on square door styles
- Only the SR-35 or MR-35 is available for stile/rail profile
- Any outside edge from page 19 for cope/stick or page 33 for mitered are available
- Only available panel profiles are listed below
- Mullions are square and have to be held in behind glass.
- For pricing, add your door square foot cost with the applied moulding cost in the table

**V-116**

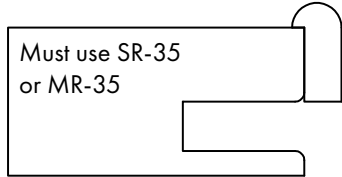


**Minimum Door Sizes for V-116**

301AM	7¼" x 7¼"
301(3)AM	8¾" x 8¾"
MR35RPAM(2¼)	7¾" x 7¾"
MR35RPAM(3)	8⅞" x 8⅞"

401AM	7¼" x 5½"
401(3)AM	8¾" x 7"
MR35FPAM(2¼)	5½" x 5½"
MR35FPAM(3)	7" x 7"

**V-116**



**Minimum Drawer Front Sizes for V-116**

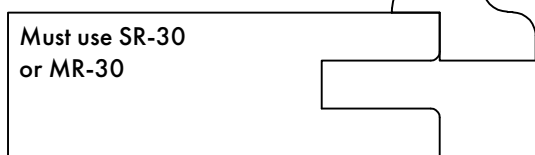
DF301AM	7¼" x 5½"
DF301(3-S)AM	8¾" x 5½"
DF35RPAM(1¾)	6½" x 6½"

DF401AM	7¼" x 3½"
DF401(3-S)AM	8¾" x 3½"
DF35FPAM(1¾)	4½" x 4½"

### V-105 Applied Moulding

- Only available on square door styles
- Only the SR-30 or MR-30 is available for stile/rail profile
- Any outside edge from page 19 for cope/stick or page 33 for mitered are available
- Only available panel profiles are listed below
- Mullions are square and have to be held in behind glass.
- For pricing, add your door square foot cost with the applied moulding cost in the table

**V-105**

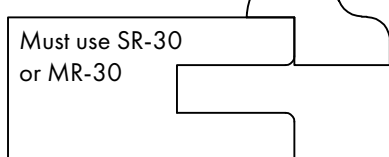


**Minimum Door Sizes for V-105**

301AM	7¼" x 6½"
301(3)AM	8¾" x 8"
MR30RPAM(2¼)	6½" x 6½"
MR30RPAM(3)	8" x 8"

401AM	7¼" x 6½"
401(3)AM	8¾" x 8"
MR30FPAM(2¼)	6½" x 6½"
MR30FPAM(3)	8" x 8"

**V-105**




**Minimum Door Sizes for V-105**

DF301AM	7¼" x 5"
DF301(3-S)AM	8¾" x 5"
DF30RPAM(1¾)	5½" x 5½"

**P-204**



DF401AM	7¼" x 5"
DF401(3-S)AM	8¾" x 5"
DF30FPAM(1¾)	5½" x 5½"



1/4" Veneer MDF Core Panel

Wood Species	V105/V116
Alder	\$13.91
Ash White	\$17.44
Birch Red	\$20.78
Birch White	\$12.69
Cedar Knotty	\$17.71
Cherry	\$13.93
Hickory-Calico	\$12.68
Hickory-Heartwood	\$17.44
Mahogany-African	\$19.80
Maple Hard White	\$12.69
Maple Hard White Birdseye	\$19.55
Maple Soft	\$17.20
Oak Red	\$12.20
Oak Red Quarter Sawn	\$18.81
Oak Red Rift	\$18.43
Oak White	\$17.60
Oak White Quarter Sawn	\$21.78
Oak White Rift	\$22.71
Paint Grade	\$11.46
Pine White Clear	\$17.71
Poplar	\$16.91
Red Grandis	\$18.17
Walnut	\$20.51

### V-125 Applied Moulding on Face

- Only available on square door styles
- Any cope and stick stile/rail profile from pages 15–17 or mitered profiles from pages 34–39 are available
- Any outside edge from page 19 for cope/stick or page 33 for mitered are available
- Any panel profile from page 18 for raised and 25 for flat panel are available
- Drawer fronts have a minimum rail width of 1 1/2". See page 61 for specific rail minimums based on profile combinations.
- Mullions will match your inside profile selected
- For pricing, add your door square foot cost with the applied moulding cost in the table

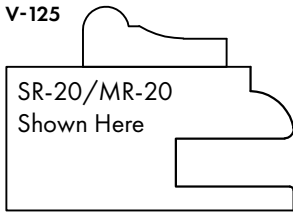
V-125



#### Minimum Door Sizes for V-125

301AM	7 1/4" x 7 1/4"
301(3)AM	8 3/4" x 8 3/4"
MR35RPAM(2 1/4)	7 3/8" x 7 3/8"
MR35RPAM(3)	8 7/8" x 8 7/8"
401AM	7 1/4" x 5 1/2"
401(3)AM	8 3/4" x 7"
MR35FPAM(2 1/4)	5 1/2" x 5 1/2"
MR35FPAM(3)	7" x 7"

V-125



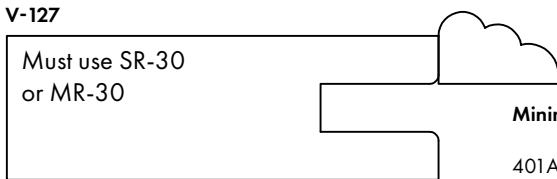
#### Minimum Drawer Front Sizes for V-125

DF301AM	7 1/4" x 5 3/4"
DF301(3-S)AM	8 3/4" x 5 3/4"
DF35RPAM(1 3/4)	6 1/2" x 6 1/2"
DF401AM	7 1/4" x 3 1/2"
DF401(3-S)AM	8 3/4" x 3 1/2"
DF35FPAM(1 3/4)	4 1/2" x 4 1/2"

### V-127 Applied Moulding

- Only available on square door styles
- Only the SR-30/MR-30 are available for stile/rail profile
- Any outside edge from page 19 for cope/stick or page 33 for mitered are available
- Only available panel is 1/4" flat panel
- Mullions are square and have to be held in behind glass
- For pricing, add your door square foot cost with the applied moulding cost in the table

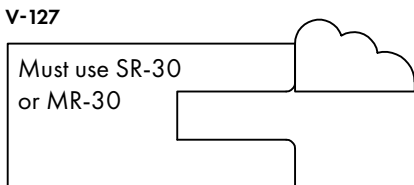
V-127



#### Minimum Door Sizes for V-127

401AM	7 1/4" x 7"
401(3)AM	8 3/4" x 8 1/2"
MR30FPAM(2 1/4)	7" x 7"
MR30FPAM(3)	8 1/2" x 8 1/2"


V-127



#### Minimum Drawer Front Sizes for V-127

DF401AM	7 1/4" x 5 1/2"
DF401(3-S)AM	8 3/4" x 5 1/2"
DF30FPAM(1 3/4)	6" x 6"

Wood Species	V125/V127
Alder	\$13.91
Ash White	\$17.44
Birch Red	\$20.78
Birch White	\$12.69
Cedar Knotty	\$17.71
Cherry	\$13.93
Hickory-Calico	\$12.68
Hickory-Heartwood	\$17.44
Mahogany-African	\$19.80
Maple Hard White	\$12.69
Maple Hard White Birdseye	\$19.55
Maple Soft	\$17.20
Oak Red	\$12.20
Oak Red Quarter Sawn	\$18.81
Oak Red Rift	\$18.43
Oak White	\$17.60
Oak White Quarter Sawn	\$21.78
Oak White Rift	\$22.71
Paint Grade	\$11.46
Pine White Clear	\$17.71
Poplar	\$16.91
Red Grandis	\$18.17
Walnut	\$20.51



1/4" Veneer MDF Core Panel

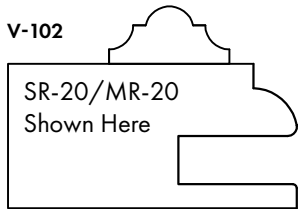
**V-102 Applied Moulding**

- Only available on square door styles
- Any cope and stick stile/rail profile from pages 15–17 or mitered profiles from pages 34–39 are available
- Any outside edge from page 19 for cope/stick or page 33 for mitered are available
- Any panel profile from page 18 for raised and 25 for flat panel are available
- Moulding is applied 1/8" in from the inside edge
- 1 1/2" is minimum rail width unless noted below for specific profile combinations
- Mullions will match your inside profile selected
- For pricing, add your door square foot cost with the applied moulding cost in the table below



**Minimum Door Sizes V-102**

301AM	7 1/4" x 7 1/4"
301(3)AM	8 3/4" x 8 3/4"
MR35RPAM(2 1/4)	7 3/8" x 7 3/8"
MR35RPAM(3)	8 7/8" x 8 7/8"
401AM	7 1/4" x 5 1/2"
401(3)AM	8 3/4" x 7"
MR35FPAM(2 1/4)	5 1/2" x 5 1/2"
MR35FPAM(3)	7" x 7"



**Minimum Drawer Front Sizes for V-102**

DF301AM	7 1/4" x 5 3/4"
DF301(3-S)AM	8 3/4" x 5 3/4"
DF35RPAM(1 1/4)	6 1/2" x 6 1/2"
DF401AM	7 1/4" x 3 1/2"
DF401(3-S)AM	8 3/4" x 3 1/2"
DF35FPAM(1 1/4)	4 1/2" x 4 1/2"

Wood Species	V102
Alder	\$13.91
Ash White	\$17.44
Birch Red	\$20.78
Birch White	\$12.69
Cedar Knotty	\$17.71
Cherry	\$13.93
Hickory-Calico	\$12.68
Hickory-Heartwood	\$17.44
Mahogany-African	\$19.80
Maple Hard White	\$12.69
Maple Hard White Birdseye	\$19.55
Maple Soft	\$17.20
Oak Red	\$12.20
Oak Red Quarter Sawn	\$18.81
Oak Red Rift	\$18.43
Oak White	\$17.60
Oak White Quarter Sawn	\$21.78
Oak White Rift	\$22.71
Paint Grade	\$11.46
Pine White Clear	\$17.71
Poplar	\$16.91
Red Grandis	\$18.17
Walnut	\$20.51

**SR-23/SR-30/  
SR-31/SR-35**

Edge	Minimum Rail Width
E-101	1.5
E-102	1.5
E-103	1.5
E-104	1.5
E-105	1.5
E-106	1.5
E-109	1.75
E-110	1.5
E-114	1.5
E-115	1.5
E-117	1.5
E-118	1.5
E-121	1.5
E-122	1.5
E-123	1.5
E-124	1.5
E-126	1.5
E-127	1.5
E-130	1.75
E-131	1.5
E-152	2
E-154	1.5

**SR-15/SR-20/  
SR-22/SR-80**

Edge	Minimum Rail Width
E-101	1.5
E-102	1.75
E-103	1.5
E-104	1.5
E-105	1.5
E-106	1.5
E-109	1.75
E-110	1.5
E-114	1.5
E-115	1.5
E-117	1.5
E-118	1.75
E-121	1.5
E-122	1.75
E-123	1.5
E-124	1.5
E-126	1.5
E-127	1.5
E-130	1.75
E-131	1.5
E-152	2
E-154	1.5

**SR-10/SR-25/SR-37  
SR-42/SR-65**

Edge	Minimum Rail Width
E-101	1.75
E-102	1.75
E-103	1.5
E-104	1.5
E-105	1.5
E-106	1.5
E-109	2
E-110	1.75
E-114	1.5
E-115	1.75
E-117	1.75
E-118	2
E-121	1.75
E-122	1.75
E-123	1.5
E-124	1.5
E-126	1.75
E-127	1.75
E-130	2
E-131	1.5
E-152	2.25
E-154	1.5

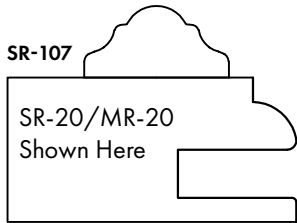
**SR-70/SR-77/  
SR-86**

Edge	Minimum Rail Width
E-101	1.75
E-102	2
E-103	1.5
E-104	1.5
E-105	1.75
E-106	1.75
E-109	2
E-110	1.75
E-114	1.75
E-115	1.75
E-117	1.75
E-118	2
E-121	1.75
E-122	2
E-123	1.5
E-124	1.5
E-126	1.75
E-127	1.75
E-130	2
E-131	1.5
E-152	2.25
E-154	1.5



### SR-107 Applied Moulding

- Only available on square door styles
- Any cope and stick stile/rail profile from pages 15–17 or mitered profiles from pages 34–39 are available
- Any outside edge from page 19 for cope/stick or page 33 for mitered are available
- Any panel profile from page 18 for raised and 25 for flat panel are available
- Moulding is applied 1/8" in from the inside edge
- 1 1/2" is minimum rail width unless noted below for specific profile combinations
- Mullions will match your inside profile selected
- For pricing, add your door square foot cost with the applied moulding cost in the table below



#### Minimum Door Sizes for SR-107

301AM	7 1/4" x 7 1/4"
301(3)AM	8 3/4" x 8 3/4"
MR35RPAM(2 1/4)	7 3/8" x 7 3/8"
MR35RPAM(3)	8 7/8" x 8 7/8"
401AM	7 1/4" x 5 1/2"
401(3)AM	8 3/4" x 7"
MR35FPAM(2 1/4)	5 1/2" x 5 1/2"
MR35FPAM(3)	7" x 7"

#### Minimum Drawer Front Sizes for SR-107

DF301AM	7 1/4" x 5 3/4"
DF301(3-S)AM	8 3/4" x 5 3/4"
DF35RPAM(1-3/4)	6 1/2" x 6 1/2"
DF401AM	7 1/4" x 3 1/2"
DF401(3-S)AM	8 3/4" x 3 1/2"
DF35FPAM(1-3/4)	4 1/2" x 4 1/2"

Wood Species	SR-107
Alder	\$13.91
Ash White	\$17.44
Birch Red	\$20.78
Birch White	\$12.69
Cedar Knotty	\$17.71
Cherry	\$13.93
Hickory-Calico	\$12.68
Hickory-Heartwood	\$17.44
Mahogany-African	\$19.80
Maple Hard White	\$12.69
Maple Hard White Birdseye	\$19.55
Maple Soft	\$17.20
Oak Red	\$12.20
Oak Red Quarter Sawn	\$18.81
Oak Red Rift	\$18.43
Oak White	\$17.60
Oak White Quarter Sawn	\$21.78
Oak White Rift	\$22.71
Paint Grade	\$11.46
Pine White Clear	\$17.71
Poplar	\$16.91
Red Grandis	\$18.17
Walnut	\$20.51

#### SR-22/SR-23/SR-30/ SR-31/SR-35

Edge	Minimum Rail Width
E-101	1.75
E-102	1.75
E-103	1.5
E-104	1.5
E-105	1.5
E-106	1.5
E-109	2
E-110	1.75
E-114	1.5
E-115	1.75
E-117	1.75
E-118	2
E-121	1.75
E-122	1.75
E-123	1.5
E-124	1.5
E-126	1.75
E-127	1.75
E-130	2
E-131	1.5
E-152	2
E-154	1.5

#### SR-15/SR-20/ SR-80

Edge	Minimum Rail Width
E-101	1.75
E-102	1.75
E-103	1.5
E-104	1.5
E-105	1.75
E-106	1.75
E-109	2
E-110	1.75
E-114	1.75
E-115	1.75
E-117	1.75
E-118	2
E-121	1.75
E-122	1.75
E-123	1.5
E-124	1.5
E-126	1.75
E-127	1.75
E-130	2
E-131	1.5
E-152	2
E-154	1.5

#### SR-10/SR-25/SR-37 SR-42/SR-65

Edge	Minimum Rail Width
E-101	1.75
E-102	2
E-103	1.5
E-104	1.5
E-105	1.75
E-106	1.75
E-109	2
E-110	1.75
E-114	1.75
E-115	1.75
E-117	1.75
E-118	2
E-121	1.75
E-122	2
E-123	1.5
E-124	1.5
E-126	1.75
E-127	1.75
E-130	2
E-131	1.5
E-152	2.25
E-154	1.5

#### SR-70/SR-77/ SR-86

Edge	Minimum Rail Width
E-101	2
E-102	2
E-103	1.5
E-104	1.5
E-105	1.75
E-106	1.75
E-109	2.25
E-110	2
E-114	1.75
E-115	2
E-117	2
E-118	2.25
E-121	2
E-122	2
E-123	1.75
E-124	1.75
E-126	2
E-127	2
E-130	2.25
E-131	1.75
E-152	2.25
E-154	1.5

**V-106 Applied Moulding**

- These are a 3/8" wide moulding applied into the three mitered profiles shown below
- Panel profile options are listed on page 18 for raised panel and 25 for flat panel
- Outside edge profiles cannot be modified
- Width of door styles cannot be modified
- Optional corner peg application, where a square peg is placed in corner and V-106 will butt into the peg, is available. Must order as V-106CP
- See sketch for available mullions; add \$10.95 for each lite
- For pricing, add the applicable price in table on right to the door square foot cost listed on page 47. Doors have a 1 square foot minimum and drawer fronts have a 1/2 square foot minimum
- Minimum sizes are listed on page 32

**Standard Applied Moulding Application**

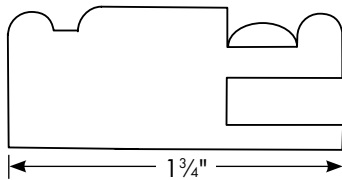
V-106 is shown on door style 374AM



**V-106**  
3/8" Rope

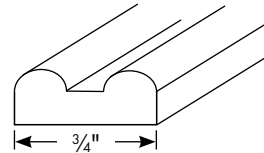


DF-365 RP  
DF-465 FP

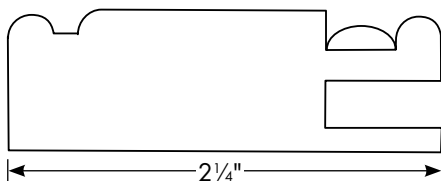


**Mullion**

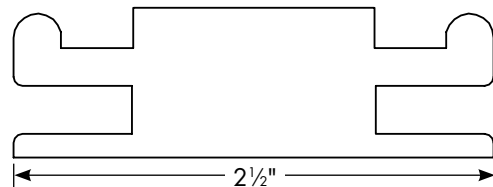
SR-122



MR-365 RP  
MR-465 FP



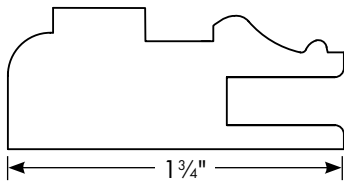
**Midrail**



Wood Species	V106	V106CP
Alder	\$14.64	\$19.27
Cherry	\$14.64	\$19.27
Maple Hard White	\$13.63	\$18.23
Oak Red	\$12.66	\$17.28
Paint Grade	\$13.63	\$18.23

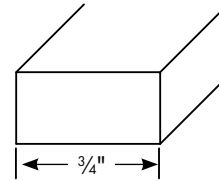
Pricing per square foot

DF-374 RP  
DF-474 FP

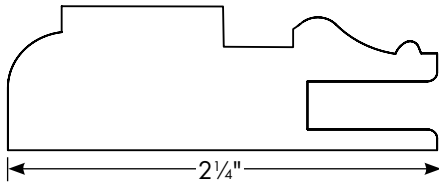


Mullion

SR-35



MR-374 RP  
MR-474 FP

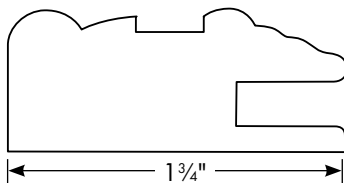


Midrail

MIDRAIL NOT AVAILABLE

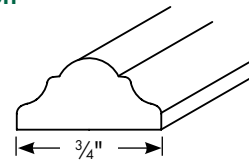
Woodgrill doors in this style are only available squared out on the backside

DF-376 RP  
DF-476 FP

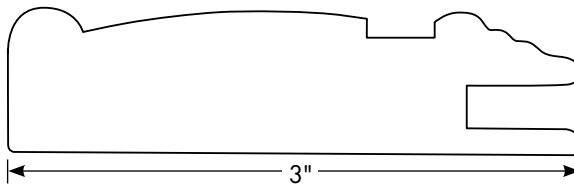


Mullion

SR-107



MR-376 RP  
MR-476 FP



Midrail


MIDRAIL NOT AVAILABLE

### Rough Sawn Shaker Door


This door will provide the look of an authentic rustic door.

- Face of door will be left in the rough lumber state
- The back and inside edge of the door will be machined smooth
- The outside edge will be wire brushed to mimic a natural look
- Available in the door and profile styles listed below
- See page 101 for solid stock moulding pricing
- All stained finishes available on this door style


Wood Species	2 1/4"	3"	2 1/4" G	3" G	Slab DF
Alder Rustic	\$38.61	\$41.37	\$29.87	\$32.60	\$31.55
Hickory Rustic	\$42.29	\$45.06	\$31.67	\$34.41	\$35.24
White Oak Rustic	\$40.81	\$44.24	\$31.58	\$34.37	\$34.12




**328**  
7 1/4 x 7 1/4



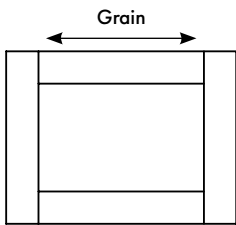
**328(3)**  
8 3/4 x 8 3/4



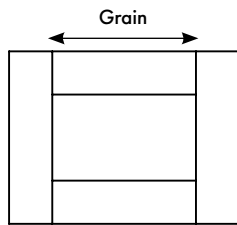
**328G**  
7 1/4 x 5 1/2



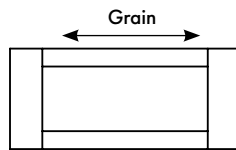
**328G(3)**  
8 3/4 x 8 3/4



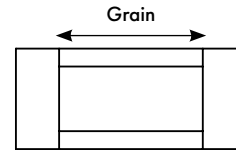
**328H**  
Minimum Width 7 1/4



**328H(3)**  
Minimum Width 8 3/4




**DF328**  
Minimum Width 7 1/4



**DF328(3-S)**  
Minimum Width 8 3/4

#### Frame Style




SR-30



SR-30G

#### Panel Profile



P-212

#### Outside Edge



E-104






DF-203



DF-204

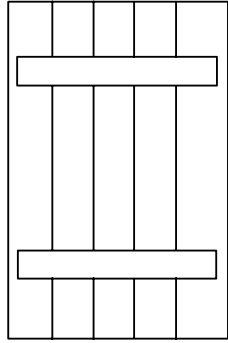


DF-205




203

Price Group 600  
5 x 5



204

Price Group 601  
5 x 5



205

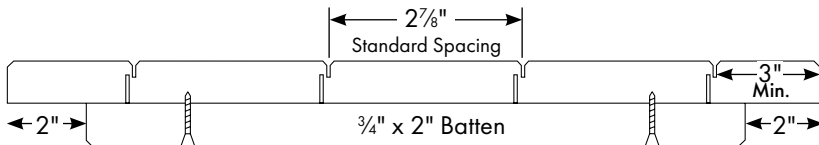
Price Group 602  
5 x 5

**Door Style Descriptions**

- #203 and #204 will be grooved every 2 7/8" on center. Each style has batten strips that are 3/4" thick x 2" wide.
- The battens will be placed 2" in from the edge and 4" from the top and bottom on style #203 and #205.
- Style #204 will have the battens on the front side of the door and placed 3/4" in from the edge and 3" from the top and bottom.
- Style #205 is a slab door with battens and a routed edge profile of your choice. There will be no grooves on the face or relief cuts on the back side.
- Grain direction on doors is vertical.

**Drawer Fronts**

- DF-203 and DF-204 will have vertical grain direction unless otherwise specified.
- DF-205 will have horizontal grain direction unless otherwise noted.
- Drawer fronts will not have battens



Battens will be placed as shown unless otherwise specified. Doors ordered without Battens or with Battens shipped loose will void warranty.

**Warranty**

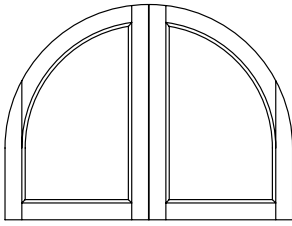
- Doors ordered without battens or with the battens shipped loose will void warranty
- These solid wood styles are not recommended for pair of door situations or where you have tight tolerances. Solid wood will expand and contract with humidity levels.
- Doors over 48" tall or 24" wide will not be warranted

Wood Species	600	601	602
Alder*	\$39.70	\$43.47	\$37.47
Alder Rustic	\$36.66	\$40.28	\$34.46
Ash White	\$36.21	\$39.85	\$34.02
Birch Red	\$50.58	\$54.24	\$48.42
Birch White	\$37.04	\$40.69	\$34.82
Cedar Knotty	\$41.14	\$44.80	\$38.97
Cherry*	\$43.94	\$47.56	\$41.75
Cherry Rustic	\$43.43	\$47.06	\$41.25
Cherry Value	\$35.38	\$39.03	\$33.20
Hickory-Calico*	\$36.21	\$39.86	\$34.03
Hickory-Heartwood*	\$39.83	\$43.45	\$37.64
Hickory Rustic	\$39.83	\$43.45	\$37.64
Mahogany-African	\$55.95	\$59.61	\$53.77
Maple Hard White-Value	\$33.32	\$37.00	\$31.16
Maple Hard White*	\$36.30	\$39.88	\$34.15
Maple Hard White Birdseye	\$60.07	\$63.71	\$57.86
Maple Hard White Rustic	\$38.03	\$41.66	\$35.83
Maple Soft	\$36.92	\$40.67	\$35.07
Oak Red*	\$35.11	\$38.77	\$32.97
Oak Red Quarter Sawn	\$47.73	\$51.38	\$45.54
Oak Red Rift	\$47.73	\$51.38	\$45.54
Oak Red Rustic	\$35.11	\$38.77	\$32.97
Oak White	\$39.17	\$42.91	\$36.90
Oak White Quarter Sawn	\$52.50	\$56.51	\$50.10
Oak White Rift	\$55.13	\$59.33	\$52.59
Paint Grade*	\$32.96	\$36.55	\$30.74
Pine White Clear	\$45.24	\$48.88	\$43.05
Pine White Knotty*	\$37.12	\$40.74	\$34.96
Poplar	\$36.93	\$40.58	\$34.73
Red Grandis	\$50.17	\$53.85	\$47.99
Walnut	\$61.72	\$65.55	\$59.43

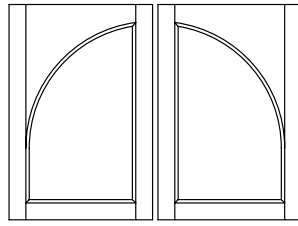
\* Available in 5/4 stock add 25%

**Outside Edge Options**


See page 19 for all options




**451L 451R**  
8 x 8 8 x 8  
Price Group 504



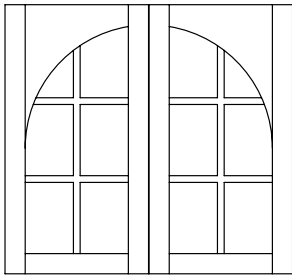
**450L 450R**  
8 x 8 8 x 8  
Price Group 503




**351L 351R**  
8 x 8 8 x 8  
Price Group 501



**350L 350R**  
8 x 8 8 x 8  
Price Group 500



**350LWG 350RWG**  
8 x 8 8 x 8  
Price Group 502



**350ALWG 350ARWG**  
8 x 8 8 x 8  
Price Group 502

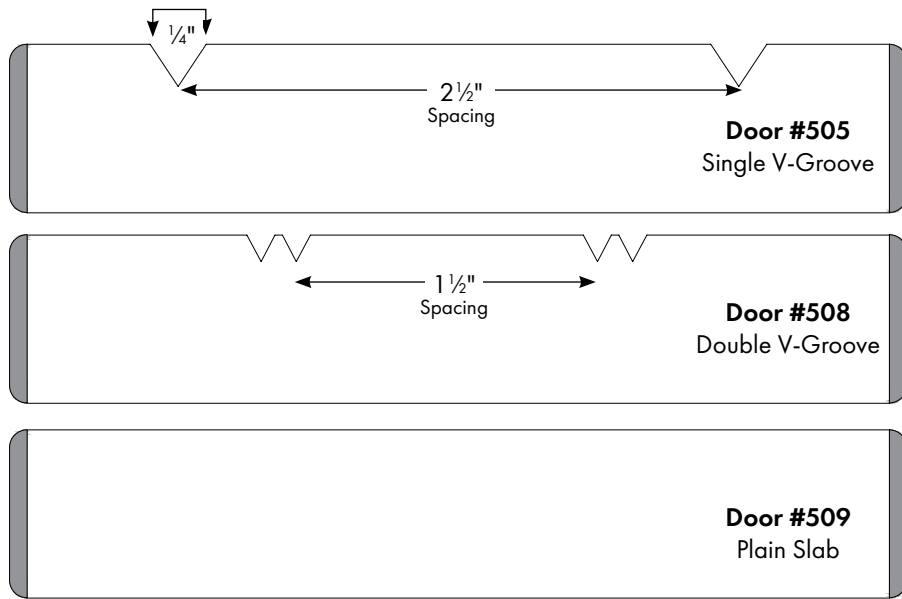
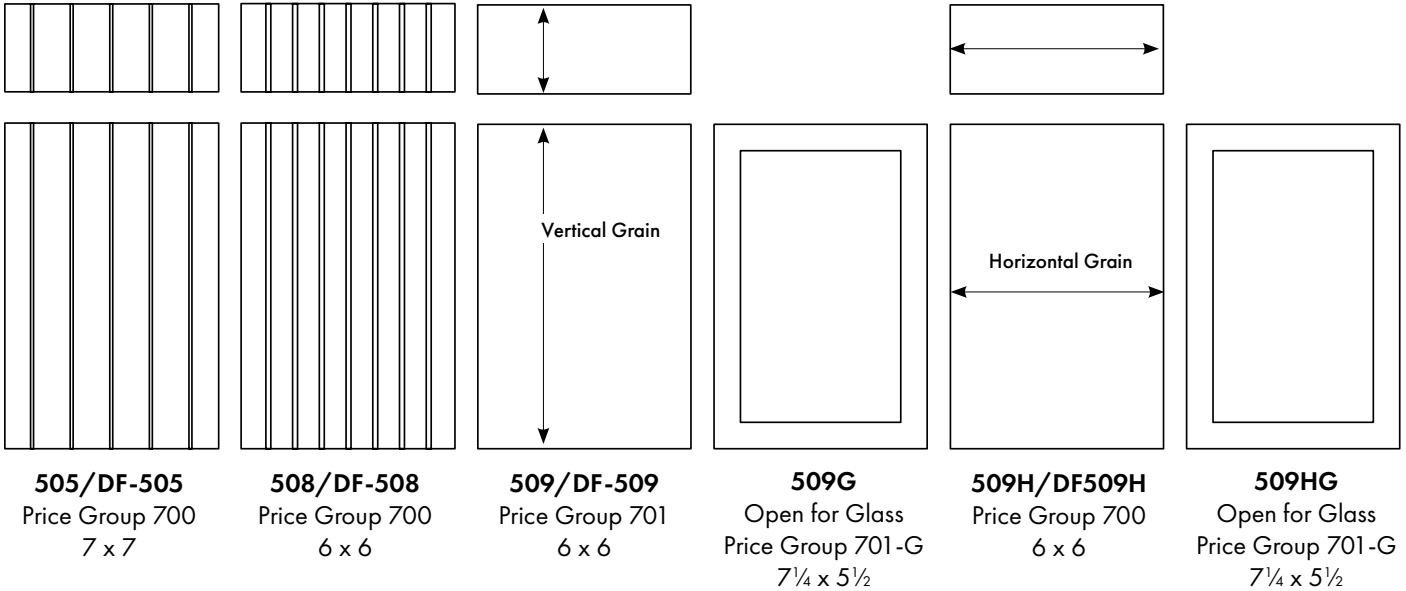
With Straight Mullions  
Add \$10.95 Per Lite

With Arched Mullions  
Add \$30.75 Per Lite

- Each radius is measured from the inside of the door.
- Templates are required for the 351/451 door styles.
- All outside edge profiles listed on page 19 are available on door styles 450, 350, and 350-WG.
- Only outside profiles E-101, E-103, E-104, E-105, E-106, E-110, E-114, E-115, E-117, E-118, E-121, E-123, E-124, E-126, E-131, and E-154 are available on door styles 451 and 351.
- Stile & Rail profiles available: SR-10, SR-15, SR-20, SR-25, SR-30, SR-35, SR-42, SR-65, SR-70, SR-77, and SR-86.
- The width cannot exceed the height of the door. Mullions may not line up evenly when widths and heights vary on a group of doors.
- Panel Profiles Available: P-201, P-202, P-203, P-204, P-207, P-209, P-210, P-211, P-217 and P-223.
- STYLE 350WG add \$30.00 per lite for Arched Mullions. (Available only on SR-10, SR-20, SR-30 and SR-35)
- Add \$10.95 per lite for Straight Mullions.

Wood Species	500	501	502	503	504
Alder*	\$85.96	\$94.43	\$74.51	\$68.02	\$76.01
Alder Rustic	\$81.56	\$89.74	\$70.47	\$63.70	\$71.46
Ash White	\$81.10	\$89.31	\$69.99	\$63.70	\$71.46
Birch Red	\$95.50	\$103.71	\$84.42	NA	NA
Birch White	\$81.96	\$90.13	\$70.83	\$63.42	\$71.20
Cedar Knotty	\$86.04	\$94.25	\$74.96	NA	NA
Cherry*	\$88.83	\$97.03	\$77.75	\$69.20	\$76.98
Cherry Rustic	\$88.32	\$96.53	\$77.25	NA	NA
Cherry Value	\$80.29	\$88.51	\$69.18	\$64.78	\$72.59
Hickory-Calico*	\$81.12	\$89.32	\$69.99	\$63.81	\$71.58
Hickory-Heartwood*	\$84.71	\$92.89	\$73.62	NA	NA
Hickory Rustic	\$84.71	\$92.89	\$73.62	\$68.02	\$76.01
Mahogany-African	\$100.86	\$109.04	\$89.72	NA	NA
Maple Hard White-Value	\$78.22	\$86.45	\$67.15	\$62.34	\$70.14
Maple Hard White*	\$80.30	\$88.34	\$69.42	\$64.40	\$72.04
Maple Hard White Birdseye	\$104.96	\$113.17	\$93.83	NA	NA
Maple Hard White Rustic	\$82.93	\$91.10	\$71.81	NA	NA
Maple Soft	\$82.73	\$91.10	\$71.42	\$66.14	\$74.09
Oak Red*	\$80.03	\$88.22	\$68.92	\$62.57	\$70.33
Oak Red Quarter Sawn	\$92.64	\$100.82	\$81.53	NA	NA
Oak Red Rift	\$92.64	\$100.82	\$81.53	\$70.10	\$77.88
Oak Red Rustic	\$80.03	\$88.22	\$68.92	NA	NA
Oak White	\$85.41	\$93.83	\$73.96	\$67.03	\$75.03
Oak White Quarter Sawn	\$101.90	\$110.90	\$89.69	NA	NA
Oak White Rift	\$107.01	\$116.42	\$94.18	\$80.97	\$89.95
Paint Grade*	\$77.83	\$86.03	\$66.73	\$61.43	\$69.23
Paint Grade HDF Panel*	\$75.41	\$83.61	NA	\$59.61	\$67.39
Paint Grade P204 HDF Panel	\$72.57	\$80.76	NA	\$56.17	NA
Pine White Clear	\$90.13	\$98.34	\$79.06	\$70.23	\$78.00
Pine White Knotty*	\$82.00	\$90.21	\$70.90	\$64.20	\$71.98
Poplar	\$81.84	\$90.03	\$70.71	NA	NA
Red Grandis	\$95.09	\$103.28	\$83.99	NA	NA
Walnut	\$108.86	\$117.47	\$97.24	\$83.25	\$91.43

\* Available in 5/4 stock add 25%



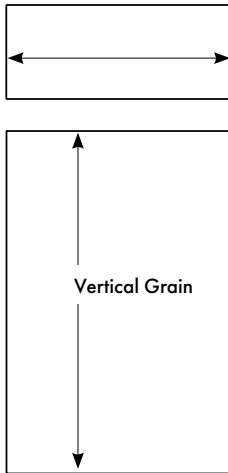
- All MDF Veneer style doors and drawer fronts will have a finished thickness of 3/4".
- Standard grain direction on drawer fronts is horizontal. Please specify if vertical grain is needed.
- All taped edges will use a 2mm thick real wood edge band tape.
- Stained edges available: Taped or E-103
- We will grain match pairs of doors and drawer fronts if clearly indicated on the order form and a drawing must be sent to support. A 20% up-charge will be applied.
- For V-grooved doors, please indicate single drawer over pair doors to ensure alignment of grooves and provide sketch.

	700	701	701-G
P/S Alder	\$28.51	\$24.43	\$44.80
P/S Cherry	\$29.77	\$25.66	\$46.06
P/S Calico Hickory	\$27.05	\$22.98	\$43.35
WPF Maple	\$26.65	\$22.55	\$42.94
P/S Oak Red	\$24.51	\$20.44	\$40.81
P/S Oak White	\$25.74	\$21.30	\$42.25
MDF Oak Qtr Red	\$25.38	\$21.29	\$41.67
MDF Oak Qtr White	\$28.57	\$24.08	\$46.48
MDF Oak Rift Red	\$27.21	\$23.12	\$43.49
MDF Oak Rift White	\$34.64	\$29.95	\$53.46
P/S Walnut	\$30.44	\$26.16	\$47.54

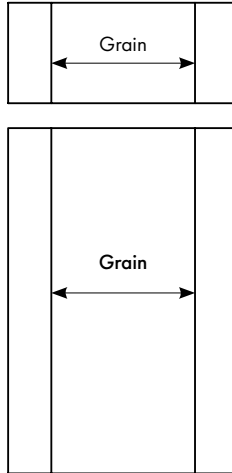


### Construction Process

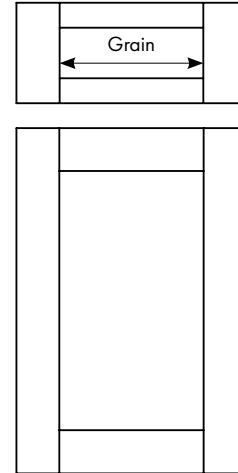
For our 5-piece door style, we start with a full sheet of material in the desired color and cut the stiles, rails and center panels for each job. After the stiles and rails are edge banded on the inside, we machine drill for dowels and then assemble on a rotary clamp. The center panel is a 3/8" MDF core with matching face and back. Our 3-piece doors are cut out of the 3/4" material of your choice and then machined to have several dowels before assembling on the rotary clamp. Our Slab style doors are cut and edge banded to provide the finished look.



**Door: 550**  
Min: 5 x 5  
**Door Front: DF550H**  
Min: 6 x 2 7/8



**Door: 551**  
Min: 8 3/4 x 4  
**Door Front: DF551**  
Min: 8 3/4 x 4



**Door: 552(3)**  
Min: 8 3/4 x 7  
**Door Front: DF552(3)S**  
Min: 8 3/4 x 4 1/2

- Doors will have a minimum 1 square foot charge
- Drawer fronts will have a minimum 1/2 square foot charge
- 550 Door is standard vertical grain with a horizontal grain drawer front. Please specify if opposite grain direction is needed
- 551 Door has 3" stiles and the center slab is horizontal grain. This cannot be modified
- 552(3) Door has 3" stiles and rails with a vertical grain center panel.
- DF552(3)S Drawer front has 3" stiles and 1 3/4" rails with horizontal grain center panel. Please specify if opposite grain direction is needed on the center panel.
- Glass doors available and will be ordered as a 552G
  - To figure the glass size, add 1/2" to opening size
  - Vinyl will be clear

### Stock Colors from Uniboard

Name	Code	Finish	Price Group
Chill	H56	Aura	1
Haze	H57	Aura	1

Additional Colors are available upon request. Please specify the manufacturer, their color number and the corresponding edge banding. Lead time may be extended depending on the availability and transit time to our manufacturing facility. Price group of special order material will be dependent on the price of the material ordered.

### Stock Colors from Egger

Name	Code	Finish	Price Group
Black	U999	ST19	2
Black Havana Pine	H3081	ST22	2
Grey-Beige Gladstone Oak	H3326	ST28	4
Grey-Beige Tossini Elm	H1210	ST33	4
Lava Grey Fleetwood	H3453	ST22	2
Natural Halifax Oak	H1180	ST37	4
Tobacco Halifax Oak	H1181	ST37	4
White Halifax Oak	H1176	ST37	4
White Premium	W1000	ST19	2

Doors/Drawer Front	550	551	552(3)
Group 1	\$11.31	\$19.38	\$21.84
Group 2	\$12.69	\$20.83	\$23.37
Group 3	\$14.09	\$22.28	\$24.85
Group 4	\$15.37	\$23.59	\$26.23
Group 5	\$16.88	\$24.97	\$27.22
Group 6	\$18.59	\$26.86	\$29.10
Group 7	\$20.46	\$28.08	\$30.33

S/F Price

### Full Sheet Stock

- Full sheet size is 48½" x 96½" for both 3/8" and 3/4" stock
- Core material is particle board
- Edges will not be edge banded

### Pre-Cut Plywood

- 1 square foot minimum pricing
- Can be edge banded if noted on order form for ¾" thick material only
  - Add \$15.00 per panel for edge banding, 1 or 3 sides
  - If needing all 4 edges banded, order as a 550 door
- Minimum sizes
  - Non-edge banded: 2½" x 2½"
  - Edge banded: 4" x 6" (vertical grain) and 6" x 4" (horizontal grain)

### Thin Veneer

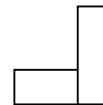
- Available in all colors
- Textures may vary compared to the panel stock which is considered acceptable
- Veneers are .020 thick with a phenolic backing
- Sheet Size: 48" x 96" (full) or 24" x 96" (half)

### Edgeband Rolls

- Available in all colors
- Uniboard:
  - 1 mm thick by 15/16" wide
  - 600' in length per roll
  - Price per roll is \$171.50
- Egger:
  - .8mm thick by 15/16" wide
  - 75 meters in length per roll
  - Price per roll is \$157.70

### L-Moulding

- Face width can be customized to your specification from 3" to 8" wide in 1/16" increments
- Mounting nailer is 3" wide and cannot be customized
- Sold in 8' lengths
- All long edges are edge banded




### Filler Overlays (edgebanded on all 4 sides )

- Order as 550H-OL or 550V-OL
- Minimum width of 2⅞"




- Constructed out of all HDF material, suitable for painting
- Doors available in 2 1/4" or 3" frames
  - All 1/4" center panels use code 615
  - All P-204 center panels use code 616
  - Drawer fronts to match will have P212 center panel
  - Drawer fronts available in 1 1/4" or 1 3/4" rail width
  - Drawer fronts with matching rail width, add a "H" behind code
  - Two panel high doors add "5" behind code.
- Minimum sizes
  - 2 1/4" Frame: 615: 7 1/4" x 5-1/2"      616: 7 1/4" x 7 1/4"
  - 3" Frame: 615: 8 3/4" x 7"      616: 8 3/4" x 8 3/4"
  - Drawer Front Height for 1 1/4" rail: 3"
- Glass doors use the 601G or 624G found on page 76
- Only available profiles shown below


Door	S/F Cost
615	\$18.86
616	\$21.01
615EP	\$24.81
616EP	\$31.14




615 (2 1/4)  
616 (2 1/4)



615(3)  
616(3)



DF615(2 1/4)S  
DF616(2 1/4)S



DF615(3)S  
DF616(3)S

**Stile/Rail Profile Options:**



SR-30HDF



SR-15HDF

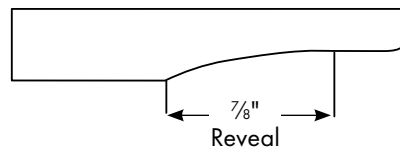


SR-20HDF


**Panel Options:**



1/4" Standard 1/4" MDF



P-204HDF

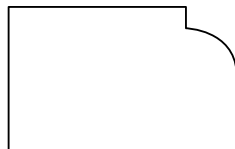


P-212HDF  
Smaller Version of P-204  
for drawer fronts only

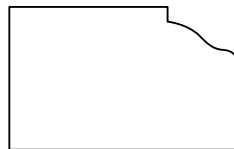
**Outside Edge Options**




E-104HDF



E-106HDF



E-110HDF



E-123HDF



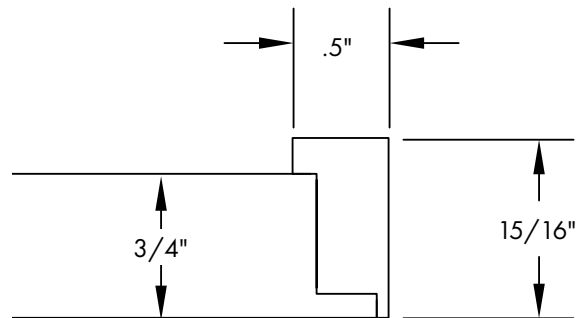
E-154HDF

**Construction:**

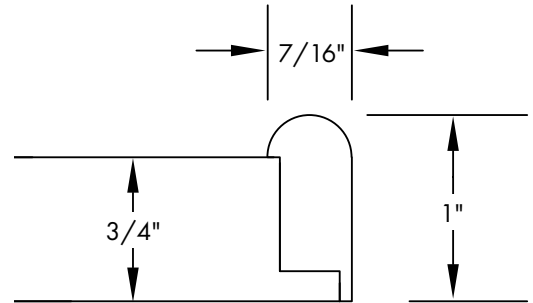
This "Modern Shaker" door is constructed with a piece of 3/4" thick veneered MDF core plywood and then wrapped with a solid wood moulding around the outside edge of the door. We miter the moulding in the corners of the door to avoid open end grain. Finished thickness with moulding is 15/16" or 1".

- Minimum size 4" x 4"
- Vertical grain is standard
- Door Moulding cannot be modified
- Glass door will be manufactured with a solid wood frame, veneered on the face and back and then wrapped with the moulding
- Finger pulls not available
- Veneered panel will stain darker than the solid wood edging
- With a painted finish, there could be a small gap where the moulding and the panel meet; which is considered acceptable.
- We will grain match pairs of doors drawer fronts if clearly indicated on the order form and a drawing must be sent to support. A 20% up-charge will be applied.

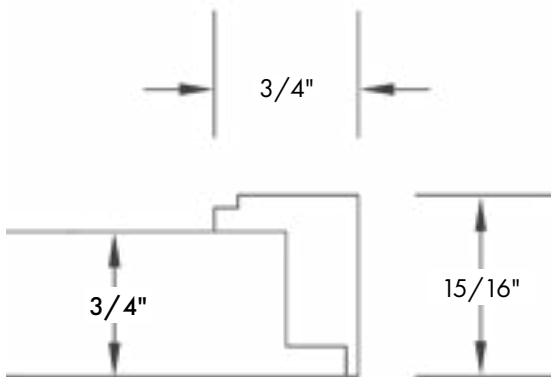
	514	514G
P/S Alder	\$35.58	\$55.94
P/S Cherry	\$37.28	\$57.65
P/S Hickory	\$32.31	\$52.66
WPF Maple	\$32.39	\$52.74
P/S Oak Red	\$29.52	\$49.89
P/S Oak White	\$37.12	\$58.02
MDF Oak Qtr Red	\$38.77	\$59.12
MDF Oak Qtr White	\$43.48	\$65.86
MDF Oak Rift Red	\$38.77	\$59.12
MDF Oak Rift White	\$50.10	\$73.59
P/S Walnut	\$43.75	\$65.13
HDF	\$24.92	\$45.27



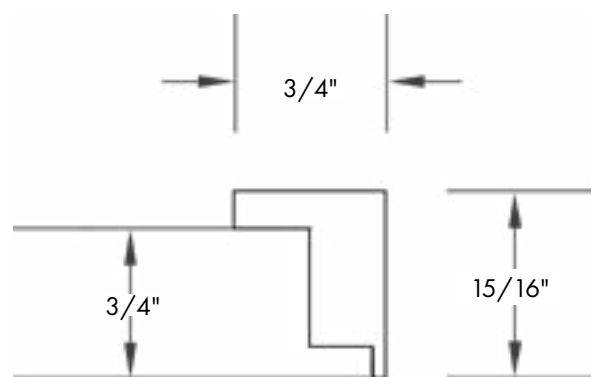
V-143




V-153




V-154



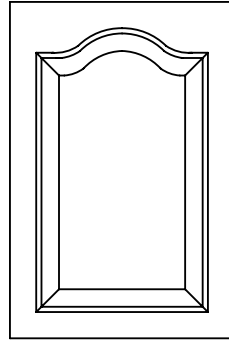
V-156



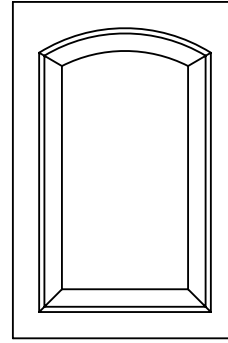
**509E**  
Price Group 4  
6 x 6



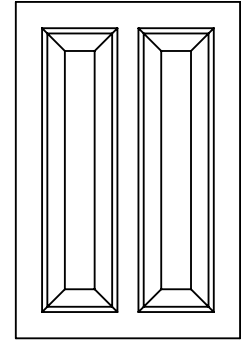
**601/601AM**  
Price Group 1  
7<sup>3</sup>/<sub>4</sub> x 7<sup>3</sup>/<sub>4</sub>



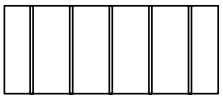
**602**  
Price Group 1  
7<sup>3</sup>/<sub>4</sub> x 11<sup>5</sup>/<sub>8</sub>



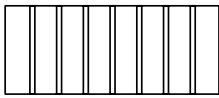
**603**  
Price Group 1  
8 x 10



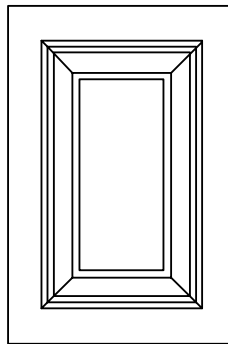
**609/609AM**  
Price Group 2  
13<sup>1</sup>/<sub>2</sub> x 7<sup>3</sup>/<sub>4</sub>



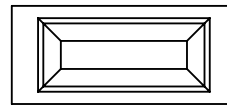
**505E**  
Price Group 4  
7 x 7



**508E**  
Price Group 4  
6 x 6

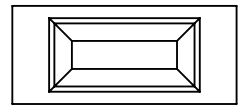


**624/624AM**  
Price Group 1  
9<sup>1</sup>/<sub>4</sub> x 9<sup>1</sup>/<sub>4</sub>  
3" wide frame



**DF-601**  
1<sup>1</sup>/<sub>4</sub>" T/B / 2<sup>1</sup>/<sub>4</sub>" Stiles  
Price Group 1 — 7<sup>3</sup>/<sub>4</sub> x 5<sup>3</sup>/<sub>4</sub>

**DF-601AM**  
Contact your Customer Service Representative



**DF624**  
1<sup>1</sup>/<sub>4</sub>" T/B / 3" Stiles  
Price Group 1 — 9<sup>1</sup>/<sub>4</sub> x 5<sup>3</sup>/<sub>4</sub>

**DF624AM**  
Contact your Customer Service Representative




**DF-600 Slab**  
Price Group 4 (With E-edge)  
5 x 4

**Ordering Information (See page 75 for pricing)**

- Our 1 piece HDF doors and drawer fronts will have nearly 90° inside corners.
- We recommend a mid-rail be specified on doors over 48" high.
- Wainscot panels are available, please submit drawings for pricing and availability.
- Door styles with the quarter circle arch (650 series) cannot have the width exceed the height.
- 650-WG mullions may not line up evenly when the widths and heights vary on a group of doors.

**Door & Drawer Front Pricing Information**

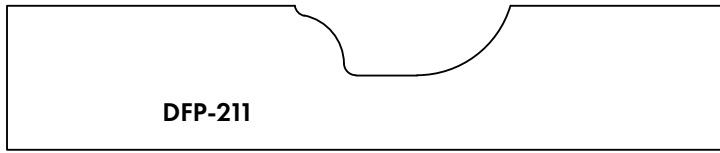
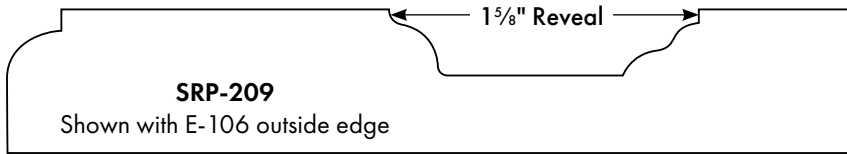
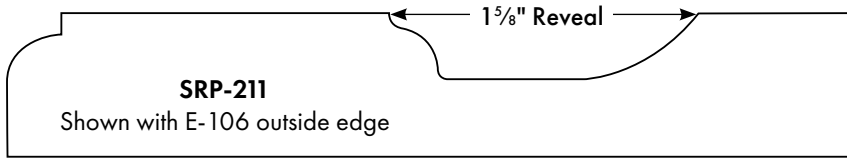
- Find the price group assigned below the sketch of the door or drawer front.
- Using the price table, find the cost per square foot based on the price group number assigned.
- Applied moulding must be added to the door cost per square foot based on the moulding style selected.
- There is a one square foot minimum charge on doors.
- There is a 1/2 square foot minimum charge on drawer fronts.



**650L**  
Price Group 2  
8 x 10

**650R**  
Price Group 2  
8 x 10

**Standard Panel Profiles Available on Doors and Drawer Fronts**




**One Piece HDF Doors & Drawer Fronts (Unfinished)**

Price Group	Price/Sq.Ft.
1	\$19.75
2	\$23.82
3	\$23.82
4	\$14.63
5	\$49.68

**Applied Moulding Options** include V-100, V-109, V-125, V-102 and SR-107. See pages 54-61 for pricing. **(Unfinished)**

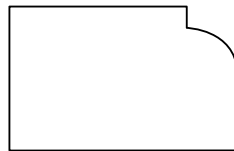
**Outside Edge Profiles Available on Doors and Drawer Fronts**



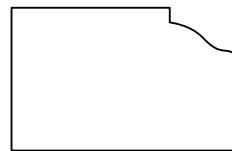
**E-104**  
Price Group 4




**E-105**  
Price Group 4



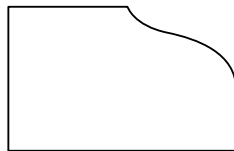
**E-106**  
Price Group 4



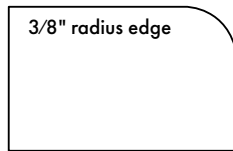
**E-110**  
Price Group 4



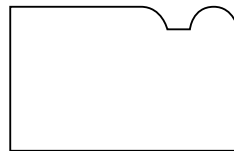
**E-114**  
Price Group 4




**E-118**  
Price Group 4



**E-121**  
Price Group 4



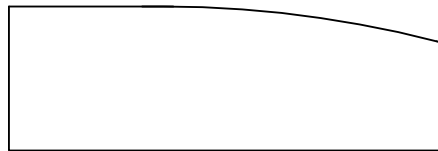
**E-122**  
Price Group 4  
(Drawer front only)



**E-123**  
Price Group 4



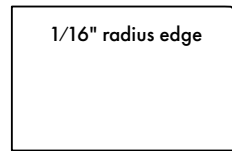
**E-124**  
Price Group 4



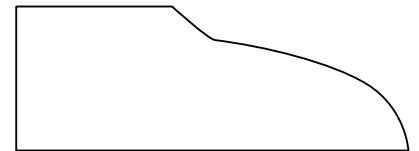
**E-129**  
Price Group 4  
Only available on 509E or DF600 style  
Minimum 4 1/2" x 4 1/2"




**E-131**  
Price Group 4




**E-154**  
Price Group 4



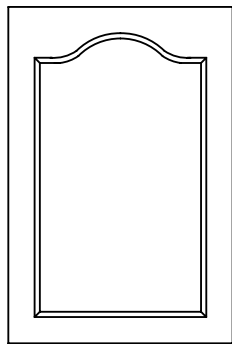
**DF-105**  
Price Group 4  
(Drawer front only)  
Minimum Height 4 1/2"



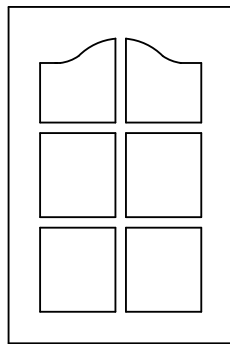
**601G**  
Price Group 3  
7<sup>3</sup>/<sub>4</sub> x 7<sup>3</sup>/<sub>4</sub>



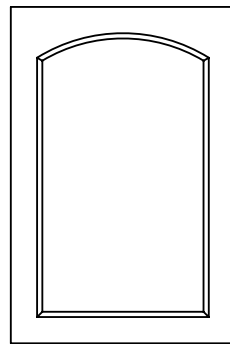
**601WG**  
Price Group 3  
7<sup>3</sup>/<sub>4</sub> x 7<sup>3</sup>/<sub>4</sub>



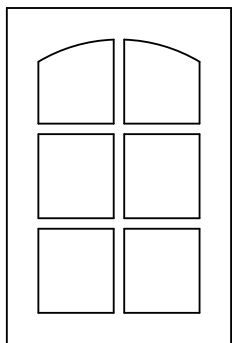
**602G**  
Price Group 3  
7<sup>3</sup>/<sub>4</sub> x 11<sup>5</sup>/<sub>8</sub>



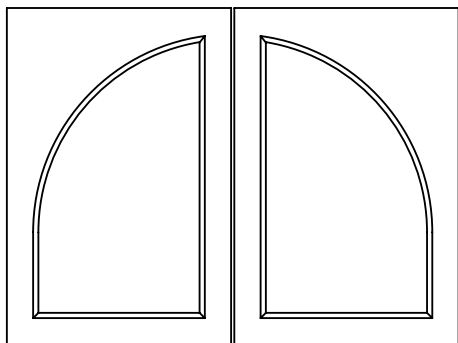
**602WG**  
Price Group 3  
7<sup>3</sup>/<sub>4</sub> x 11<sup>5</sup>/<sub>8</sub>



**603G**  
Price Group 3  
8 x 10




**603WG**  
Price Group 3  
8 x 10




**650LG**  
Price Group 3  
8 x 10

**650RG**  
Price Group 3  
8 x 10




**650LWG**  
Price Group 5  
8 x 10

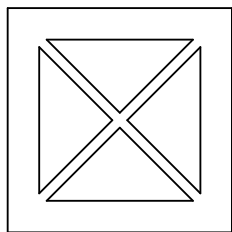
**650RWG**  
Price Group 5  
8 x 10




**690WG**  
Price Group 5  
14 x 14



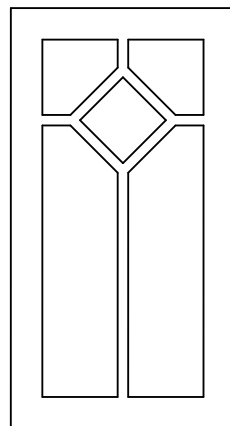
**691WG**  
Price Group 5  
14 x 18



**692WG**  
Price Group 5  
2 Pattern: 10 x 10  
3 Pattern: 10 x 15  
4 Pattern: 10 x 25



**693WG**  
Price Group 5  
14 x 14



**694WG**  
Price Group 5  
14 x 14


**Ordering Information (See page 75 for pricing)**

- Standard mullion width is 3/4"
- Mullion styles available: SR-20, SR-30, SR-80 or Cove
- Any outside edge shown on page 75 are available.
- Custom mullion layouts may be available. Please submit drawings for price quote.
- Design and layout of the radiused style mullions is determined by the width and height of each door. Therefore the look of the mullions may vary depending on the size of each door. Generally, the width should not exceed the height of the door for radius style mullions.
- Please contact your Customer Service Representative to ensure your door sizes will work.
- All minimums are based on a 2 1/4" frame width


To figure glass size, add 5/8" to the glass opening.  
Example: 15" x 24 7/8" door with 3" frame; glass size is 9 5/8" x 19 1/2"



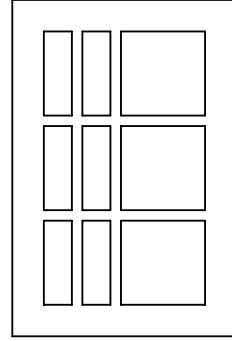
Note: The horizontal connecting mullions are 2" long on the 648WG and the 649WG. The vertical mullions on the 648WG will be evenly spaced and the 649WG will be connected with 2" long mullion on the top with the balance on the bottom.




**648WG**  
Price Group 5  
14 x 23¼



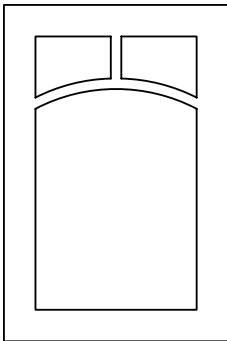
**649WG**  
Price Group 5  
14 x 23¼



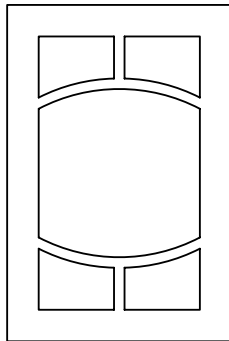
**645LWG**  
Price Group 5  
14½ x 14




**645RWG**  
Price Group 5  
14½ x 14



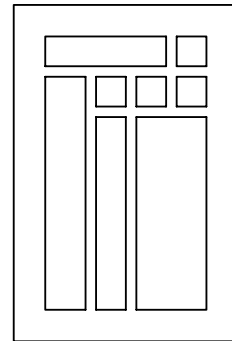
**646WG**  
Price Group 5  
8 x 10




**647WG**  
Price Group 5  
8 x 14



**644LWG**  
Price Group 5  
14½ x 14

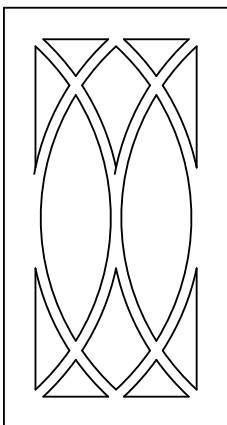


**644RWG**  
Price Group 5  
14½ x 14

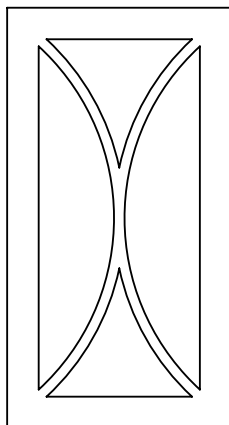


**698WG**  
Price Group 5  
Min Width: 14  
Min Height: 18

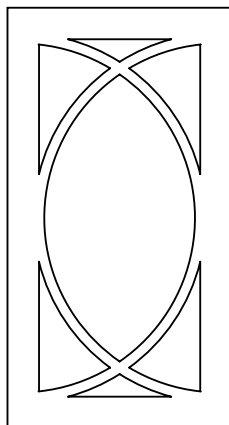
Note: The connecting vertical mullion will be 3" long on the 646WG and 647WG.



**696WG**  
Price Group 5  
Min Width: 14  
Min Height: 18

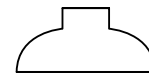


**697WG**  
Price Group 5  
Min Width: 14  
Min Height: 18




**695WG**  
Price Group 5  
Min Width: 14  
Min Height: 18

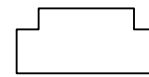
**Mullion Style Options Available**




SR-20



SR-30



SR-80

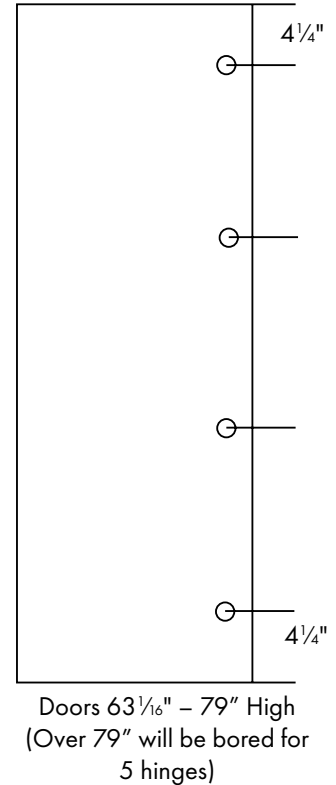
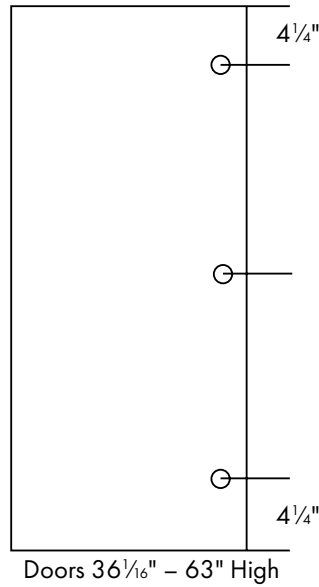
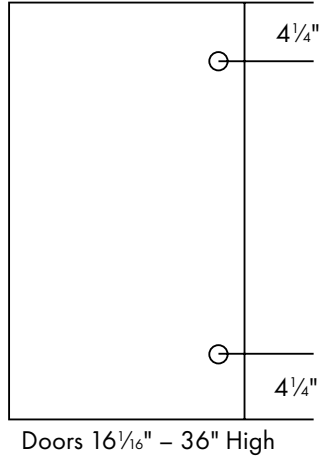
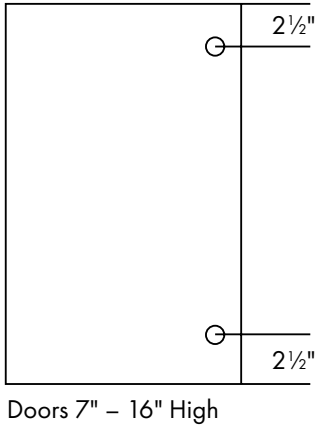


COVE

Each door style listed on pages 76 and 77 will have a \$55.00 NET design charge applied to each different size door. Multiple quantities of the same size door will have one design charge applied.

### Hinge Boring

Standard diameter of bore is 35mm wide. Standard boring locations are shown below. Please check the **Concealed Hinge Boring Chart** to determine which edges can be used with concealed hinges.



Cost: \$3.15 per hinge bore will be added to the cost of each door

\*Special Bore Placement: \$5.75 per hinge bore will be added to the cost of each door\*

**NOTE:** Actual hinge boring instructions are to be given as you face the front side of the door. These sketches show the hinge bore on the backside of the door and are actually "hinged left" for ordering purposes.

\*Special Bore Placement charges will apply for any hinge bore placement that is not consistent with the majority of bore placements on the order.

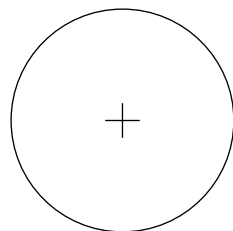
**NOTE:** French Miter doors with 3 hinges will not have the center hinged placed directly in the center due to the midrail placement.

### Hinge Boring Patterns

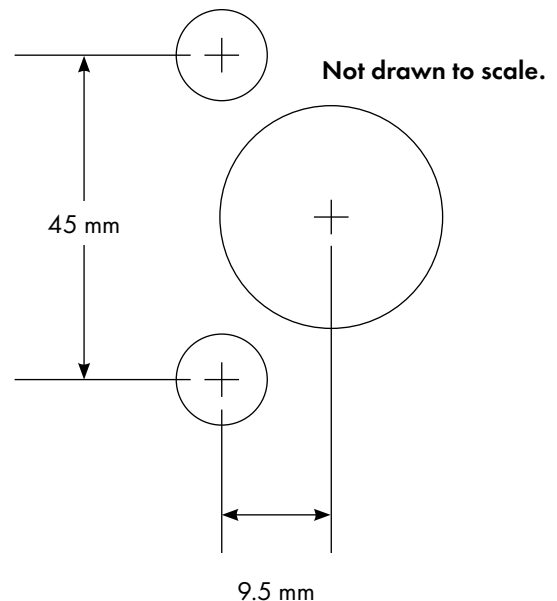
**HBP 100** One 35mm bore with two 8mm dowel holes per sketch (fits most Blum hinges).

**HBP 300** One 35mm bore, no dowel holes.

When ordering hinge boring, please specify which pattern you would like and the drilling distance in from the edge of the door. (See Concealed Hinge Boring Chart).



Hinge Bore Pattern #HBP 300



Hinge Bore Pattern #HBP 100

## Concealed Hinge Boring Chart

Distance in from the edge of the door:

Outside Edge		2.5mm $\frac{3}{32}$	3.2mm $\frac{1}{8}$	4mm $\frac{5}{32}$	4.8mm $\frac{3}{16}$
E-101	1/2" cup depth	Yes	Yes	Yes	Yes
	7/16" cup depth	Yes	Yes	Yes	Yes
E-102	1/2" cup depth	This edge is drilled at 9/32" only allowing for a 5/8" overlay			
	7/16" cup depth				
E-103	1/2" cup depth	No	No	No	No
	7/16" cup depth	No	No	No	No
E-104	1/2" cup depth	Yes	Yes	Yes	Yes
	7/16" cup depth	Yes	Yes	Yes	Yes
E-105	1/2" cup depth	Yes	Yes	Yes	Yes
	7/16" cup depth	Yes	Yes	Yes	Yes
E-106	1/2" cup depth	Yes	Yes	Yes	Yes
	7/16" cup depth	Yes	Yes	Yes	Yes
E-109	1/2" cup depth	No	No	No	No
	7/16" cup depth	Yes	Yes	Yes	Yes
E-110	1/2" cup depth	No	Yes	Yes	Yes
	7/16" cup depth	Yes	Yes	Yes	Yes
E-114	1/2" cup depth	Yes	Yes	Yes	Yes
	7/16" cup depth	Yes	Yes	Yes	Yes
E-115	1/2" cup depth	Yes	Yes	Yes	Yes
	7/16" cup depth	Yes	Yes	Yes	Yes
E-117	1/2" cup depth	No	No	Yes	Yes
	7/16" cup depth	No	Yes	Yes	Yes
E-118	1/2" cup depth	No	No	Yes	Yes
	7/16" cup depth	Yes	Yes	Yes	Yes
E-121	1/2" cup depth	Yes	Yes	Yes	Yes
	7/16" cup depth	Yes	Yes	Yes	Yes
E-122	1/2" cup depth	Yes	Yes	Yes	Yes
	7/16" cup depth	Yes	Yes	Yes	Yes
E-123	1/2" cup depth	Yes	Yes	Yes	Yes
	7/16" cup depth	Yes	Yes	Yes	Yes
E-124	1/2" cup depth	Yes	Yes	Yes	Yes
	7/16" cup depth	Yes	Yes	Yes	Yes
E-126	1/2" cup depth	No	Yes	Yes	Yes
	7/16" cup depth	Yes	Yes	Yes	Yes
E-127	1/2" cup depth	No	Yes	Yes	Yes
	7/16" cup depth	Yes	Yes	Yes	Yes
E-129	1/2" cup depth	Yes	Yes	Yes	Yes
	7/16" cup depth	Yes	Yes	Yes	Yes
E-130	1/2" cup depth	No	Yes	Yes	Yes
	7/16" cup depth	Yes	Yes	Yes	Yes
E-131	1/2" cup depth	Yes	Yes	Yes	Yes
	7/16" cup depth	Yes	Yes	Yes	Yes
E-152	1/2" cup depth	No	Yes	Yes	Yes
	7/16" cup depth	Yes	Yes	Yes	Yes
E-154	1/2" cup depth	Yes	Yes	Yes	Yes
	7/16" cup depth	Yes	Yes	Yes	Yes

Distance in from the edge of the door:

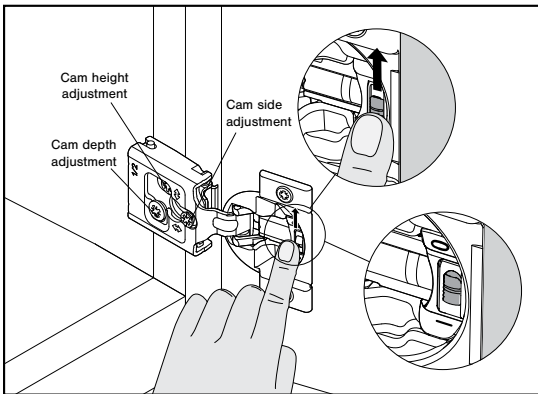
Outside Edge		2.5mm $\frac{3}{32}$	3.2mm $\frac{1}{8}$	4mm $\frac{5}{32}$	4.8mm $\frac{3}{16}$
MR-358	1/2" cup depth	Yes	Yes	Yes	Yes
	7/16" cup depth	Yes	Yes	Yes	Yes
MR-360	1/2" cup depth	Yes	Yes	Yes	Yes
	7/16" cup depth	Yes	Yes	Yes	Yes
MR-362	1/2" cup depth	Yes	Yes	Yes	Yes
	7/16" cup depth	Yes	Yes	Yes	Yes
MR-363	1/2" cup depth	Yes	Yes	Yes	Yes
	7/16" cup depth	Yes	Yes	Yes	Yes
MR-364	1/2" cup depth	Yes	Yes	Yes	Yes
	7/16" cup depth	Yes	Yes	Yes	Yes
MR-365	1/2" cup depth	Yes	Yes	Yes	Yes
	7/16" cup depth	Yes	Yes	Yes	Yes
MR-366	1/2" cup depth	Yes	Yes	Yes	Yes
	7/16" cup depth	Yes	Yes	Yes	Yes
MR-370	1/2" cup depth	Yes	Yes	Yes	Yes
	7/16" cup depth	Yes	Yes	Yes	Yes
MR-371	1/2" cup depth	No	Yes	Yes	Yes
	7/16" cup depth	Yes	Yes	Yes	Yes
MR-372	1/2" cup depth	Yes	Yes	Yes	Yes
	7/16" cup depth	Yes	Yes	Yes	Yes
MR-373	1/2" cup depth	Yes	Yes	Yes	Yes
	7/16" cup depth	Yes	Yes	Yes	Yes
MR-374	1/2" cup depth	Yes	Yes	Yes	Yes
	7/16" cup depth	Yes	Yes	Yes	Yes
MR-375	1/2" cup depth	Yes	Yes	Yes	Yes
	7/16" cup depth	Yes	Yes	Yes	Yes
MR-376	1/2" cup depth	Yes	Yes	Yes	Yes
	7/16" cup depth	Yes	Yes	Yes	Yes
MR-382	1/2" cup depth	Yes	Yes	Yes	Yes
	7/16" cup depth	Yes	Yes	Yes	Yes
MR-395	1/2" cup depth	Yes	Yes	Yes	Yes
	7/16" cup depth	Yes	Yes	Yes	Yes
MR-397	1/2" cup depth	Yes	Yes	Yes	Yes
	7/16" cup depth	Yes	Yes	Yes	Yes
M-302	1/2" cup depth	Yes	Yes	Yes	Yes
	7/16" cup depth	Yes	Yes	Yes	Yes
M-303	1/2" cup depth	Yes	Yes	Yes	Yes
	7/16" cup depth	Yes	Yes	Yes	Yes
M-304	1/2" cup depth	Yes	Yes	Yes	Yes
	7/16" cup depth	Yes	Yes	Yes	Yes
M-305	1/2" cup depth	Yes	Yes	Yes	Yes
	7/16" cup depth	Yes	Yes	Yes	Yes
M-306	1/2" cup depth	Yes	Yes	Yes	Yes
	7/16" cup depth	Yes	Yes	Yes	Yes



**Blumotion Compact Clip 30C2 & 31C3 (Screw On Hinge)**

Drill Pattern: HBP300, 1/2" Deep, 3.2mm from Edge

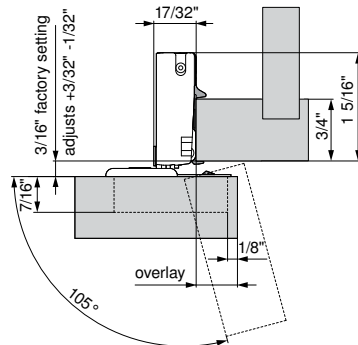
VCD Part Number	Overlay		Blum Hinge Part Number	Cost Per Pair
BCC12	Partial Overlay	1/2"	30C255BS08	\$11.65
BCC58	Partial Overlay	5/8"	30C255BS10	\$11.32
BCC34	Partial Overlay	3/4"	30C255BS12	\$11.32
BCC114	Full Overlay	1-1/4"	31C355BS20	\$11.65
BC-ARC	Angle Restriction Clip		38C315B3.1	\$2.00



**Features:**

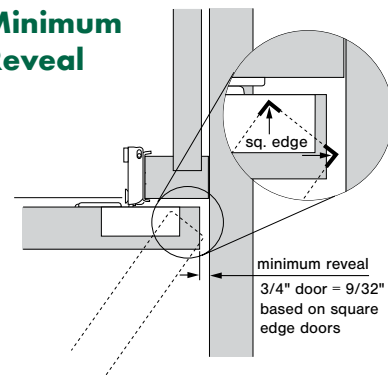
- Utilizes Blum's CLIP technology
- BLUMOTION integrated into the hinge cup
- Deactivation switch for small/light doors
- Overload safety feature
- Three-dimensional cam adjustment with directional arrows for easy and precise adjustability
- Pre-mounted wood screw for time-saving and precise installation

**Dimensions**

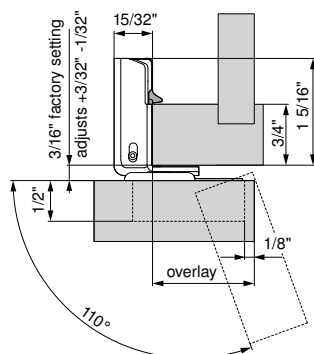


**BLUMOTION Compact Clip Partial Overlay 30C2**

**Minimum Reveal**

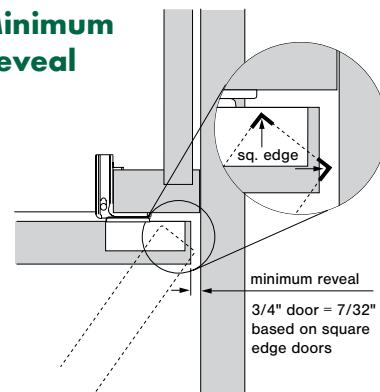


**Dimensions**



**BLUMOTION Compact Clip Full Overlay 31C3**

**Minimum Reveal**

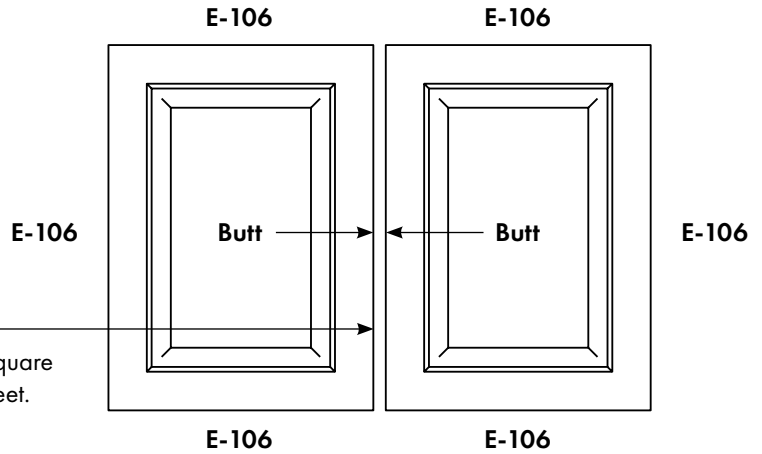


**Butt Doors (For Cope & Stick Doors Only)**

Butt doors can be ordered on any door style with an outside edge profile. Typically this is used when a pair of doors needs to have one long edge square where they butt together. Please specify Butt left or Butt right on all arched doors. (See sketch.)

**Cost: \$3.60 Per Door**

**Example**  
Edges will be square where doors meet.



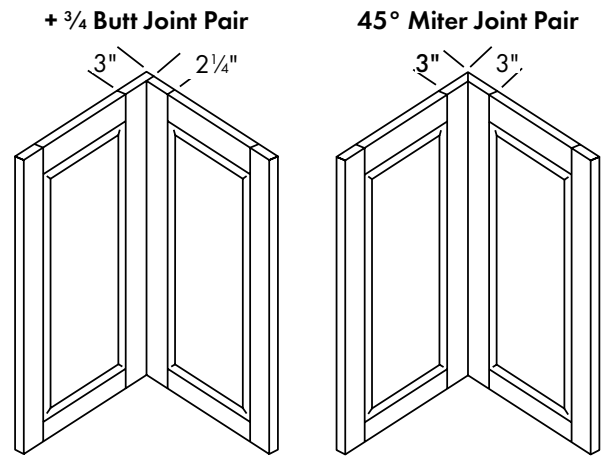
**Lazy Susan Doors or Corner Doors (For Cope & Stick Doors Only)**

One option for these types of doors is to use a 45° mitered corner joint. Each door will have one 3" stile that when mitered together gives the appearance of 2¼" stiles to match the rest of the door. This style will allow you to use a piano hinge or a pie cut hinge. (See sketch.) **Order exact door size needed and note 45° Miter Joint Pair.**

Another option is to order one door with one 3" stile on the butt side and a 2¼" stile on the other door. This will give the illusion of both stiles being 2¼" wide. Standard hinges can be used on these doors. (See sketch.) **Order exact door size needed and note + ¾ Butt Joint Pair.**

**Cost: 45° Miter – \$11.75 each door includes 3" stile and 45° Miter Butt Joint – \$8.40 includes 3" stile and butt edge**

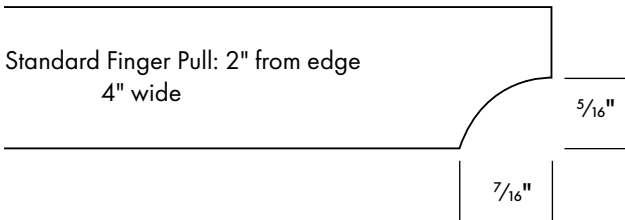
Please note, Miter doors cannot have a butt edge



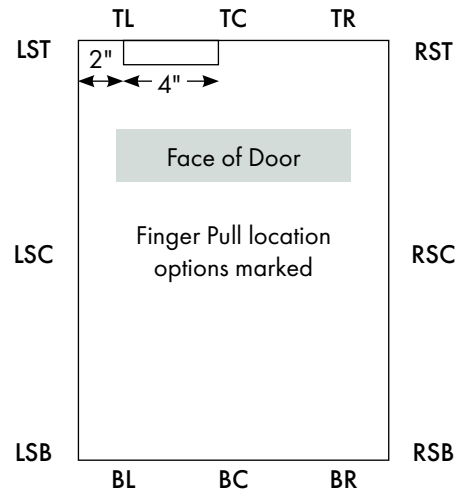
**Routed Finger Pull**

Finger pulls can be routed on the backsides of doors and drawer fronts. The location must be clearly marked. Please use the abbreviations listed to indicated where you would like the finger pull placed.

**Cost: \$6.00 Per Door**




Finger pulls will only work with the following outside edge profiles: E-101, E-104, E-105, E-106, E-110, E-114, E-115, E-117, E-118, E-121, E-122, E-123, E-124, E-126, E-127, E-129, E-130, E-131, E-152 and E-154.

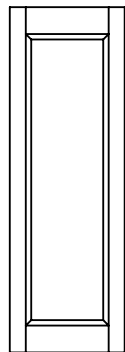
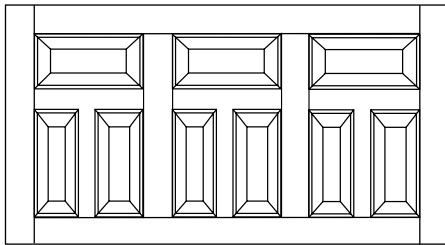
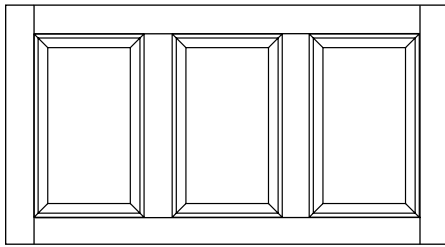


**Radius Corners**

You can add a radius to the outside edge of doors and drawer fronts. The following edges E-104, E-105, E-106, E-118, E-121, E-123, E-124, and E-126 are available with a ¼", ½", or 1" radius.

**Cost: \$13.00 Per Door**



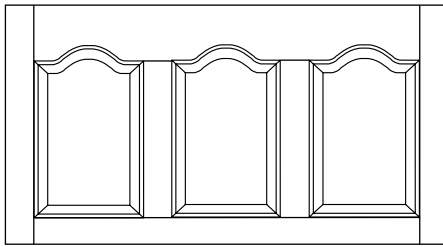


**Square Panel**

- Only available in Cope and Stick Raised Panel or Flat Panel
- Sketch must be sent for manufacturing
- State overall width, overall height, quantity of panels, rail widths, stile widths and any other necessary information
- Midrail minimum width of 1 7/8"; length of 2 3/4"
- Price includes custom frame sizes
- We will guarantee the face side of each panel to be free from defect based on wood grade selected. Backside is typically not guaranteed
- Price per square foot
- Columns have a standard 1 1/2" Stiles. Only available with P-212 or 1/4" center panel. Minimum width of 4 3/4"


	Raised Panel	1/4" Flat Panel
Wood Species	Square	Square
Alder*	\$41.98	\$31.12
Alder Rustic	\$38.69	\$27.73
Ash White	\$38.24	\$27.73
Birch Red	\$52.64	NA
Birch White	\$39.06	\$27.48
Cedar Knotty	\$43.16	NA
Cherry*	\$45.98	\$33.28
Cherry Rustic	\$45.45	NA
Cherry Value	\$37.44	\$28.87
Hickory-Calico*	\$38.26	\$27.87
Hickory-Heartwood*	\$41.81	NA
Hickory Rustic	\$41.81	\$31.12
Mahogany-African	\$57.99	NA
Maple Hard White-Value	\$35.38	\$26.40
Maple Hard White*	\$38.19	\$29.08
Maple Hard White Birdseye	\$62.10	NA
Maple Hard White Rustic	\$40.06	NA
Maple Soft	\$39.13	\$29.56
Oak Red*	\$37.16	\$26.62
Oak Red Quarter Sawn	\$49.76	\$34.15
Oak Red Rift	\$49.76	\$34.15
Oak Red Rustic	\$37.16	NA
Oak White	\$41.41	\$30.18
Oak White Quarter Sawn	\$54.72	\$37.55
Oak White Rift	\$57.47	\$39.43
Paint Grade*	\$34.98	\$25.49
Paint Grade HDF Panel*	\$32.56	\$23.66
Paint Grade P204 HDF Panel	\$29.71	NA
Pine White Clear	\$47.27	\$34.28
Pine White Knotty*	\$39.16	NA
Poplar	\$38.95	NA
Red Grandis	\$52.22	\$39.64
Walnut	\$63.84	\$45.53

\*Available in 5/4 stock add 25%



**Arched Multi**

- Only available in Cope and Stick Raised Panel or Flat Panel
- Sketch must be sent for manufacturing
- State overall width, overall height, quantity of panels, rail widths, stile widths and any other necessary information
- Midrail minimum width of 1 7/8"; length of 2 3/4"
- Price includes custom frame sizes
- We will guarantee the face side of each panel to be free from defect based on wood grade selected. Backside is typically not guaranteed
- Price per square foot



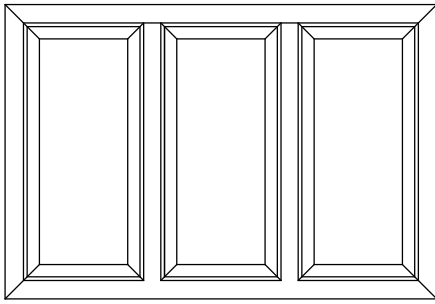
**Arched Radius**

- Only available in Cope and Stick Raised Panel or Flat Panel
- Sketch must be sent for manufacturing
- State overall width, overall height, quantity of panels, rail widths, stile widths, radius and any other necessary information
- Midrail minimum width of 1 7/8"; length of 2 3/4"
- Price includes custom frame sizes
- We will guarantee the face side of each panel to be free from defect based on wood grade selected. Backside is typically not guaranteed
- Price per square foot
- Add \$190.00 per arch for the radius bottom rail
- Additional design options available on the website under "Place an Order" - "Arched Valance Order Form"
- **Must specify all stile and rail sizes as well as the rise**

Wood Species	Raised Panel	1/4" Flat Panel
	Arched	Arched
Alder*	\$44.39	\$33.51
Alder Rustic	\$41.03	\$30.06
Ash White	\$40.59	\$30.06
Birch Red	\$55.01	NA
Birch White	\$41.42	\$29.84
Cedar Knotty	\$45.53	NA
Cherry*	\$48.34	\$35.62
Cherry Rustic	\$47.83	NA
Cherry Value	\$39.77	\$31.21
Hickory-Calico*	\$40.59	\$30.20
Hickory-Heartwood*	\$44.21	NA
Hickory Rustic	\$44.21	\$33.51
Mahogany-African	\$60.29	NA
Maple Hard White-Value	\$37.72	\$28.76
Maple Hard White*	\$40.48	\$31.35
Maple Hard White Birdseye	\$64.43	NA
Maple Hard White Rustic	\$42.41	NA
Maple Soft	\$41.52	\$31.96
Oak Red*	\$39.49	\$28.95
Oak Red Quarter Sawn	\$52.11	\$36.50
Oak Red Rift	\$52.11	\$36.50
Oak Red Rustic	\$39.49	NA
Oak White	\$43.86	\$32.55
Oak White Quarter Sawn	\$57.32	\$40.16
Oak White Rift	\$60.19	\$42.17
Paint Grade*	\$37.30	\$27.85
Paint Grade HDF Panel*	\$34.88	\$26.01
Paint Grade P204 HDF Panel	\$32.03	NA
Pine White Clear	\$49.63	\$36.62
Pine White Knotty*	\$41.50	NA
Poplar	\$41.32	NA
Red Grandis	\$54.55	\$41.99
Walnut	\$66.35	\$47.98

\* Available in 5/4 stock add 25%





### Mitered Panel

- Available in any mitered door style
- Sketch must be sent for manufacturing
- Please state panel quantity and spacing
- All midrails are 2½" wide with the exception of MR-50, MR-388, MR-397 and MR-912, which are 3"
- We will guarantee the face side of each panel to be free from defect based on wood grade selected. Backside is typically not guaranteed
- All outside frame pieces must be the same width
- Price includes multiple panels
- Price per square foot

Wood Species	Raised Panel			1/4" Flat Panel		
	2-1/4"	2-1/2"	2-3/4" - 3"	2-1/4"	2-1/2"	2-3/4" - 3"
Alder*	\$43.69	\$44.48	\$47.04	\$35.51	\$37.75	\$40.04
Alder Rustic	\$40.46	\$41.29	\$43.85	\$33.06	\$35.29	\$37.94
Ash White	\$41.36	\$42.21	\$45.22	\$33.06	\$35.29	\$37.94
Birch Red	\$56.74	\$57.58	\$60.73	NA	NA	NA
Birch White	\$42.19	\$42.99	\$46.06	\$32.79	\$35.07	\$37.72
Cedar Knotty	\$48.01	\$48.83	\$51.93	NA	NA	NA
Cherry*	\$49.00	\$49.80	\$52.92	\$38.36	\$40.61	\$43.35
Cherry Rustic	\$46.70	\$47.53	\$50.62	NA	NA	NA
Cherry Value	\$41.37	\$42.21	\$45.23	\$34.10	\$36.36	\$39.02
Hickory-Calico*	\$42.19	\$42.99	\$46.06	\$33.14	\$35.40	\$38.06
Hickory-Heartwood*	\$44.90	\$45.73	\$48.82	NA	NA	NA
Hickory Rustic	\$44.90	\$45.73	\$48.82	\$35.51	\$37.75	\$40.04
Mahogany-African	\$60.80	\$61.63	\$64.85	NA	NA	NA
Maple Hard White-Value	\$38.52	\$39.37	\$42.36	\$31.76	\$34.01	\$36.65
Maple Hard White*	\$42.19	\$42.99	\$46.06	\$35.00	\$37.25	\$39.91
Maple Hard White Birdseye	\$64.85	\$65.70	\$68.94	NA	NA	NA
Maple Hard White Rustic	\$44.44	\$45.28	\$48.36	NA	NA	NA
Maple Soft	\$41.37	\$42.21	\$45.23	\$34.16	\$36.40	\$39.07
Oak Red*	\$40.29	\$41.11	\$44.16	\$32.00	\$34.24	\$36.86
Oak Red Quarter Sawn	\$52.69	\$53.51	\$56.70	\$39.20	\$41.47	\$44.22
Oak Red Rift	\$52.69	\$53.51	\$56.70	\$39.20	\$41.47	\$44.22
Oak Red Rustic	\$41.37	\$42.21	\$45.23	NA	NA	NA
Oak White	\$44.00	\$44.84	\$47.92	\$34.38	\$36.63	\$39.30
Oak White Quarter Sawn	\$57.98	\$58.86	\$62.37	\$43.13	\$45.61	\$48.64
Oak White Rift	\$60.86	\$61.80	\$65.47	\$45.27	\$47.90	\$51.05
Paint Grade*	\$38.12	\$38.95	\$41.94	\$31.25	\$33.50	\$36.12
Paint Grade HDF Panel*	\$35.70	\$36.54	\$39.53	\$29.43	\$31.66	\$34.29
Paint Grade P204 HDF Panel	\$32.86	\$33.69	\$36.68	NA	NA	NA
Pine White Clear	\$52.93	\$53.74	\$56.88	\$39.30	\$41.55	\$44.29
Pine White Knotty*	\$42.26	\$43.05	\$46.12	NA	NA	NA
Poplar	\$43.13	\$43.94	\$47.00	NA	NA	NA
Red Grandis	\$55.12	\$55.97	\$59.13	\$45.19	\$45.98	\$49.04
Walnut	\$71.45	\$72.34	\$75.79	\$50.45	\$52.83	\$55.78

\* Available in 5/4 stock add 25%

## Finish Process

The natural beauty of real wood is brought out during the finishing process. The stain color you select combined with the grade of the wood species will affect the overall look of the finished product. Each wood species has characteristics that make it unique from all others. Unless otherwise specified, your order will be made using our Standard Grade which will be uniform in color but may have a few small pin knots, mineral streaks, etc. visible in the profiled areas on the face side. Standard Grade will be color and grain matched per door and works well for light to medium color stains. Premium Grade is appropriate when a superior color and grain match is required for use with a natural or very light stain color. Very few of the natural characteristics found in Standard Grade will be allowed in Premium Grade. Value Grade material is not available in a painted finish. For more specific information on wood grades and finish recommendations please refer to pages 138 and 139.

- All stained products are hand-wiped unless otherwise noted and top-coated using a catalyzed conversion varnish with UV inhibitor added to protect against discoloration.
- We offer two Gloss Finishes: Satin (30 sheen) or Matte (15 sheen). See price chart on page 88 and 89 for availability on stained or painted finishes.
- All Custom Stain or Paint Colors will have a \$150 net set-up charge and will be priced by the square foot. (Price per sq. ft. may vary depending on approved sample.)
- Please Note: Due to the nature of wood, there will be a certain degree of color and grain variation between the color sample and the finished product. These variations are considered natural characteristics of wood and are standard throughout the industry.
- We do not recommend painting a solid wood door due to the natural movement that occurs with the environmental conditions of the room which can cause cracking in the paint particularly at the joints. We will automatically use an HDF panel on doors we are painting.
- We recommend a post-catalyzed, solvent based enamel primer when using our paint. To purchase primer, See page 87.
- If a non-standard color combination is needed, a \$27 net fee (plus shipping) will be applied for the color sample block. This is only available on Alder, Cherry, Hickory, Maple, Paint Grade, Red Oak, Rift White Oak, Walnut. A door will need to be produced if a different material is selected.

## Stained Finish

All of our stains are formulated for spray application. We offer 26 hand-wiped stain colors, as well as custom stain matching capabilities. Real wood products will vary in color and graining so, as an industry standard, it is considered acceptable to have a certain degree of variation between a color sample and the actual finished product.

## Painted Finish

All of our paints are formulated for spray application. We offer 28 standard paint colors as well as custom paint matching capabilities. We will automatically use an HDF center panel on all our painted finishes. As solid wood expands and contracts with humidity conditions, a painted solid wood door will eventually crack at the joints as a result of expansion and contraction. If you specify that a solid wood or 1/4" veneered center panel be used, it will be produced with the understanding that the product will not be under warranty. We do offer a 1-piece HDF style raised panel door and drawer front for painting which will be guaranteed against cracking.

## Custom Matched Finishes

We can custom match almost any stain or paint color to a sample you provide. The stain sample you provide should be on the wood species required for the match. If we are matching a paint color, we may be able to reference the color from the manufacturer's color name and identification number. If not, we will require that you provide us with an actual painted sample in order for us to formulate the color. The color sample will generally be shipped to you within 5 business days. You must advise your customer service representative when the color has been approved or if adjustments are needed. Failure to communicate this information to your customer service representative may result in the delay of the completion of your project on time. We will not start production on a job that is custom color matched until the sample block ships out of our facility.

We will note on the back of the color block if the color is a spray-on stain. Please be advised that profiles that are 3/16" or less in width or deeper than 1/8" may have the "picture frame" look and will be considered acceptable. We highly advise to match the color before selecting profiles and starting the order for production.

## Custom Color Set-up Charge \$150 Net

In addition to this one time set-up charge, a cost per square foot will apply. This fee will be billed when the color block ships out of our facility. See the pre-finish price chart for custom stain and custom paint charge per sq.ft. This charge may vary depending on the final approved color sample.

## Glaze

Available in Brown and Black. After stain or paint is applied, the glaze is applied to the entire surface on the face side of the item and then either wiped off or brushed by hand to change the overall look of the stain or paint color underneath. Although we have a standard application process for glazing, it is a process that is done by hand and is somewhat artistic. Therefore, each glazed piece will have a unique look. We strongly recommend that a sample door is ordered in the door style and profiles that will be used for the project.

## Hand Wiped Glaze

Available on Stained or Painted products. Add \$8.51 per sq.ft. to the stain cost. The glaze will be sprayed on and wiped off with a soft cloth leaving behind traces of glaze in the corners of profiled areas on the face only. Using more detailed profiles will allow for more of the glazing to remain after being wiped. Not all hand wiped glazes are available on all stain and paint colors, so please check the pre-finish price table to see if the stain/glaze combination you want is a standard combination for us. We will require that a sample door be ordered for all non-standard finish combinations for approval.

## Brushed Glaze

Available as a standard finish on painted products only. Add \$9.49 per sq.ft. to the stain cost. The glaze will be sprayed on and brushed leaving a subtle, even coat of glaze on the face of the item, including profiled areas. Not all brushed glazes are available on all paint colors, so please check the pre-finish price table to see if the paint/brushed glaze combination you want is a standard combination for us. We will require that a sample door be ordered for all non-standard finish combinations for approval.

## Vintage Finish

Available on stained products. Add \$10.95 per sq.ft. to the stain cost. The item is first stained using your specified color then the face side is covered entirely with a black stain and rubbed off randomly to reveal the stained surface beneath. We require that a sample door be ordered with each job for customer approval.

### Primed Only

Available in white or 50/50. Add \$8.04 per square foot. We use a post catalyzed acid cure primer system. Primer will be applied once on the face and back of the product with no scuff sanding after application. When you receive the product, you will have to scuff sand the primer using 400 grit sandpaper and allow no more than 24 hours after sanding to apply top coats to have a mechanical bond. We will only prime doors that have a HDF center panel. VCD is not responsible for any incompatibility issues between our primer and your topcoat.

### Distressing

Available on Solid Wood products only. Customized distressing can be added to simulate an aged antique appearance that will be unique to each piece. There are several levels of distressing available to create the customized look you desire and you may select any combination of those listed below. **We recommend that a MATTE sheen be used for products that use distressing and we require that a sample door be ordered with each job for customer approval.**

### Distressing Options

Option #	Description	Cost Per Sq. Ft.
1 – Nicks & Dents	Technique of striking the entire wood surface randomly with a series of sharp tools to create the effect of wear over time.	\$1.34
2 – Corner Wear	Sanding technique used to soften the corners of door frames and panels	\$0.98
3 – Worm Holes	Random placement of small round divots in wood creating the effect of insect penetrations which occur naturally in wood.	\$0.98
4 – Simulated Cracks	Hand-made slits following the direction of the grain randomly cut into the wood toward outer panel edges and frames. Simulated cracks appear on some but not all pieces with some parts having more than one in various lengths for a natural look.	\$2.06
5 – Rasping	This technique will randomly place marks on the raised profiles and outside edge profiles to simulate severe wear.	\$2.63
6 – Heirloom	The profiles on the fronts of doors and drawer fronts are rubbed through to expose the raw wood underneath simulating natural wear that would occur over time.	\$7.52

Paint and Stain for Purchase	Gallon	Quart	Pint
GROUP 2	\$132.94	\$44.29	\$22.16
GROUP 3	\$165.97	\$55.31	\$27.64
GROUP 4	\$244.84	\$81.64	\$40.83
GROUP 5	\$168.14	\$56.05	\$28.03
GROUP 6	\$210.18	\$70.06	\$35.04
Primer	\$132.94	\$44.29	\$22.16

\* Atlantic Blue, Cobblestone, Indigo, Nightfall and Stonegate are not available for purchase

\* Our paint is formulated for spray application only

Standard Color  
Touch up markers: \$14.00 each  
  
Putty sticks: \$8.00 each  
  
Note: these items are non-stock

Custom Color  
Touch up markers: \$18.00 Net each

All Glazes	Gallon	Quart	Pint
Brown or Black	\$148.87	\$49.64	\$24.82

**Stain Colors: Satin Sheen**

Stain Color	Price group for purchase by pint, quart or gallon	Hard Maple			Cherry			Alder	Oak	Hickory	Walnut
		Stained Only	Stained with Brown Glaze	Stained with Black Glaze	Stained Only	Stained with Brown Glaze	Stained with Black Glaze	Stained Only	Stained Only	Stained Only	Stained Only
Acorn	3	\$12.80						\$12.80	\$12.80		
Autumn Wheat	2	\$11.66	\$20.18	\$20.18	\$11.66	\$20.18		\$11.66	\$11.66	\$11.66	\$11.66
Beechwood	3									\$12.80	
Brandy	4				\$14.76		\$23.28		\$14.76	\$14.76	
Brownstone	4										\$14.76
Carmel	2	\$11.66						\$11.66	\$11.66	\$11.66	
Cascade	4	\$14.76			\$14.76				\$14.76		
Charcoal	4								\$14.76		
Chestnut	2				\$11.66			\$11.66	\$11.66		
Classic Grey	3	\$12.80									
Dark Pecan*	3	\$12.80			\$12.80			\$12.80	\$12.80	\$12.80	\$12.80
Driftwood	3	\$12.80							\$12.80	\$12.80	
Emerald	3	\$12.80								\$12.80	
Harvest	3	\$12.80		\$21.31				\$12.80			
Honey Maple	2	\$11.66						\$11.66			
Java*	4	\$14.76									
Lava Stone	2	\$11.66							\$11.66		
Natural	—	\$10.87	\$19.39		\$10.87			\$10.87	\$10.87	\$10.87	\$10.87
Oceanside	3	\$12.80								\$12.80	
Riverwood	3	\$12.80			\$12.80				\$12.80	\$12.80	
Rocky Road	2				\$11.66				\$11.66		
Slate	4	\$14.76							\$14.76	\$14.76	
Spicewood	2	\$11.66									
Wild Cherry	2				\$11.66						
Woodstock	2	\$11.66			\$11.66			\$11.66			
Custom Stain++	4	\$14.76	\$23.28	\$23.28	\$14.76	\$23.28	\$23.28	\$14.76	\$14.76	\$14.76	\$14.76

++Custom Stain or Paint charges may vary pending receipt and approval of color sample.

\*Available with Satin Finish ONLY

Standard colors will change over time. Please send a sample for accurate matching. VCD will not cover mailing charges to send sample for matching.

**Rift Cut White Oak  
Stain Colors: Matte Sheen \* \***

Stain Color	Stain Purchase Group	Rift White Oak
Acorn	3	\$12.80
Autumn Wheat	2	\$11.66
Cascade	4	\$14.76
Driftwood	3	\$12.80
Emerald	3	\$12.80
Lava Stone	2	\$11.66
Linen***	4	\$14.76
Natural	-	\$10.87
Oceanside	3	\$12.80
River Rock	4	\$14.76
Riverwood	3	\$12.80
Rocky Road	2	\$11.66
Slate	4	\$14.76
Woodstock	2	\$11.66
Custom Stain	4	\$14.76

\*\*Matte Sheen must be specified on the order form

\*\*\* Linen will vary in color from stave to stave and this is considered acceptable.

All pricing is per square foot. 1 square foot minimum on doors. 1/2 square foot minimum on drawer fronts.

Paint Color	Price group for purchase by pint, quart or gallon	Painted Only	Painted & Glazed			
			Brown (Wiped)	Brown (Brushed)	Black (Wiped)	Black (Brushed)
Alabaster	5	\$19.58				
Almond	5	\$19.58				
Atlantic Blue	—	\$25.06				
Cobblestone	—	\$23.50			\$32.03	\$32.99
Country White	5	\$19.58				
Desert Sand	5	\$19.58				
Ebony**	5	\$19.58				
Eggshell	5	\$19.58	\$28.10	\$29.07	\$28.10	\$29.07
Evergreen	5	\$19.58				
Fieldstone	5	\$19.58			\$28.10	\$29.07
Frost	5	\$19.58				
Graphite	6	\$25.06				
Harbor Blue	5	\$19.58				
Harbor Grey	5	\$19.58				
Hearthstone	5	\$19.58			\$28.10	\$29.07
Indigo	—	\$23.50				
Ivory	5	\$19.58				
Meadow	5	\$19.58				
Mushroom	5	\$23.50				
Nightfall	—	\$25.06				
Olive	5	\$19.58				
Rainforest	5	\$19.58				
Snow White	5	\$19.58	\$28.10	\$29.07		
Stonegate	—	\$25.06				
Stormy Blue	6	\$25.06				
White Sky	5	\$19.58				
Winter White	5	\$19.58				
Woodland Grey	5	\$23.50				
Custom Paint++	6	\$25.06	\$33.57	\$34.55	\$33.57	\$34.55

++Custom Stain or Paint charges may vary pending receipt and approval of color sample.  
 \*\*Available with Matte Finish ONLY

Standard colors will change over time. Please send a sample for accurate matching.  
 VCD will not cover mailing charges to send sample for matching.

All pricing is per square foot. 1 square foot minimum on doors. 1/2 square foot minimum on drawer fronts.

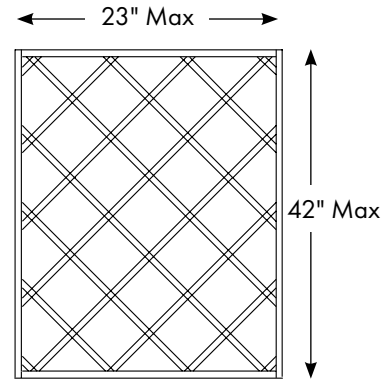
**Wine Rack Lattice (2-Piece) (Priced each)**

Wine Rack Lattice is in stock in Red Oak, Hard Maple, Cherry, Alder or Hickory. The lattice itself is 3/4" x 7/16" thick and the frame is also 7/16" thick. Price each include the 2-piece (front and back) framed wine rack. If size needed exceeds 23" x 42" you must call for a custom quote. Prefinish costs will be figured by the square foot. Use the costs listed on pages 88 and 89 for the finish color of your choice. Overall size manufactured and shown on the quote/acknowledgment includes the frame around the outside. Interior wine lattice is profiled, not square.

**Minimum Size is 7 1/2" x 7 1/2"**

**Maximum Size is 23" x 42"**

**Openings are 3 3/4" x 3 3/4"**

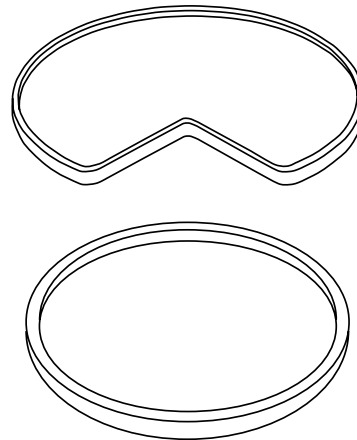


Red Oak	Hard Maple	Cherry	Alder	Hickory
\$162.69	\$175.87	\$207.36	\$187.74	\$132.20

**Lazy Susans by Rev-A-Shelf®**

Made of Maple using a 5/8" thick high-density multi-ply tray and 1" high solid wood rim that's protected with a UV-cured clear coat finish. Pre-assembled with swivel bearing and stop included. Each tray is sold separately, not in pairs.


Size	Description	Price/Each
28"	Kidney shaped with swivel and stop	\$143.49
32"	Kidney shaped with swivel and stop	\$165.60
28"	Full circle with swivel and stop	\$148.55



**Solid Wood Bread Board**

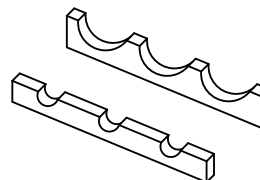
Each bread board is 23 1/2" deep with one solid Oak end and one solid Maple end.

16" Wide	24" Wide
\$38.99	\$52.73



**Wine Bottle Shelf (2-Piece Set)**

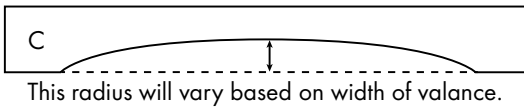
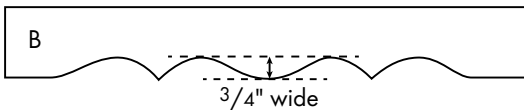
Wine Bottle Shelf is custom made to your specified width and will be finished and shipped in two pieces. The front piece is 1 1/2" tall, the back piece is 2 1/4" tall and the thickness of both pieces is 3/4". The number of bottle spaces will be dependent on the width. Minimum width is 5 1/2". For pricing, See page 96. Pricing is based off of the 6" Wide Fluted Rail.



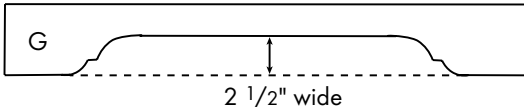
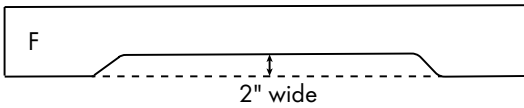
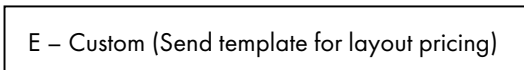
**Valances**

All valances will have E-104 on one long edge as standard unless otherwise specified. **Add \$6.50 each for any other edge.**

Arched or scalloped edges can be routed by hand using only these profiles: E-101, E-105, E-106 E-110, E-114, E-115, E-117, E-118, E-121, E-123, E-124, E-126, E-127, E-131 or E-154. **Add \$20.00 per valance.**

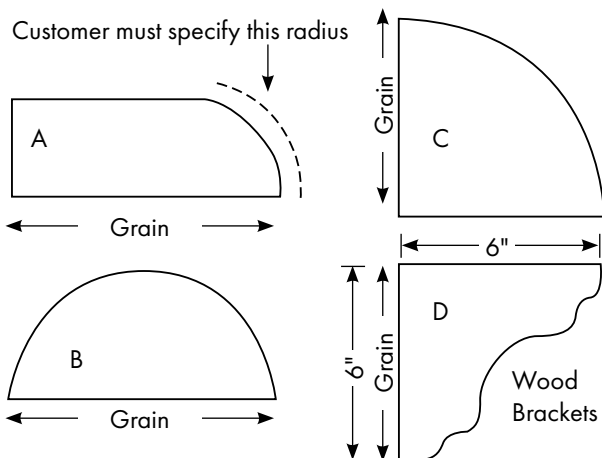


D minimum height is 5"



**Shelves and Brackets**

All shelves are shown as a top view. All shelves will have square edges (E-104) as standard unless otherwise specified. **Add \$6.50 each for any other edge.**



**Valance & Shelf Pricing Per Square Foot**

Note: Prefinish cost is charged per square foot as listed per color on pages 88 and 89. All valances have a 4" minimum height unless otherwise specified.

Valance Style	A	B/C/F/G	D
Shelf or Bracket Style	—	A/B/C/D	—
Wood Species			
Alder*	\$25.32	\$31.25	\$50.66
Alder Rustic	\$24.35	\$30.33	\$48.79
Ash White	\$24.14	\$30.13	\$48.34
Birch Red	\$30.82	\$37.14	\$62.74
Birch White	\$24.54	\$30.51	\$49.15
Cedar Knotty	\$26.41	\$32.54	\$53.25
Cherry*	\$27.73	\$33.90	\$56.06
Cherry Rustic	\$27.51	\$33.63	\$55.54
Cherry Value	\$23.79	\$29.71	\$47.51
Hickory-Calico*	\$24.16	\$30.13	\$48.35
Hickory-Heartwood*	\$25.83	\$30.98	NA
Hickory Rustic	\$25.83	\$31.86	\$51.91
Mahogany-African	\$33.30	\$39.72	\$68.05
Maple Hard White-Value	\$22.84	\$28.71	\$45.45
Maple Hard White*	\$24.54	\$30.51	\$49.15
Maple Hard White Birdseye	\$35.21	\$41.74	\$72.15
Maple Hard White Rustic	\$24.99	\$31.01	\$50.09
Maple Soft	\$24.16	\$30.13	\$48.35
Oak Red*	\$23.65	\$29.57	\$47.23
Oak Red Quarter Sawn	\$29.48	\$35.71	\$59.82
Oak Red Rift	\$29.48	\$35.71	\$59.82
Oak Red Rustic	\$23.65	\$29.57	\$47.23
Oak White	\$24.99	\$31.01	\$50.09
Oak White Quarter Sawn	\$32.44	\$39.28	\$65.81
Oak White Rift	\$34.06	\$41.26	\$69.09
Paint Grade*	\$22.63	\$28.51	\$45.05
Paint Grade P204 HDF Panel	NA	NA	NA
Paint Grade HDF Panel*	NA	NA	NA
Pine White Clear	\$28.36	\$34.54	\$57.35
Pine White Knotty*	\$24.56	\$30.58	\$49.25
Poplar	\$24.51	\$30.45	\$49.02
Red Grandis	\$30.63	\$36.95	\$62.29
Walnut	\$36.36	\$43.19	\$74.44

\* Available in 5/4 stock add 25%.

### Appliance Frame

This frame only door will be manufactured without a center panel groove; most commonly used for appliance panel doors like a wine cooler. Mitered doors will be mitered at the corners and the French Mitered doors will be blind mortise and tenon.

Door Styles: will be manufactured as either a mitered door or a French mitered door. Cope & stick style will be made as a French mitered door.

### Profiles Available

- Cope/Stick Style: SR-10, SR-15, SR-20, SR-30, SR-31, SR-35, SR-40, SR-45, SR-80
  - Example: FM10G with FM-10NPR in place of the SR-10
- Mitered Style: All available except: MR-25, MR-65, MR-70, MR-77, MR-86
- French Mitered Style: All available except for FM-100

### Outside Edge Profiles

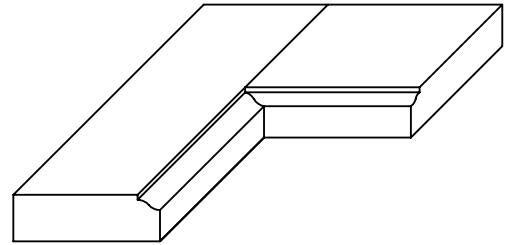
- Mitered doors can be found on page 33.
- French mitered doors can be found on page 52.

### Pricing

- Mitered: use the glass door price found on page 47
- French Mitered: use the glass door price found on page 53
- Finish: square foot cost found on pages 88 and 89

### Ordering

- Order the inside frame as "NPR" or "No Panel Route"





Please reference our Website for an interactive order form for face frames. With this form, we are able to figure your door, drawer front and drawer box sizes. This form must be emailed to your customer service rep, we cannot take this form in any other method. We recommend using E-128 as your outside door edge profile for all inset doors. Our face frames will not have a groove on the backside for panel application.

**Assembly Charges:**

**Plain**

Single opening: \$13.30  
 Each additional opening: \$5.45

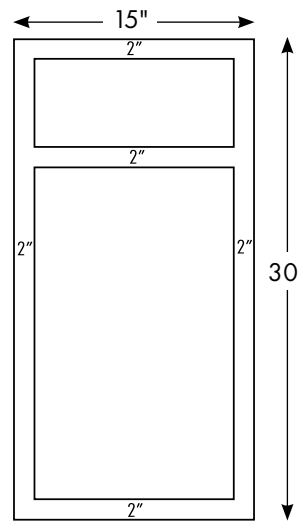
**Beaded**

Single Opening: \$19.80  
 Each additional opening: \$9.70

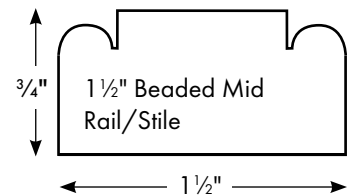
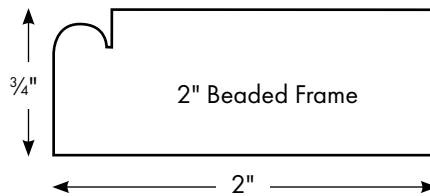
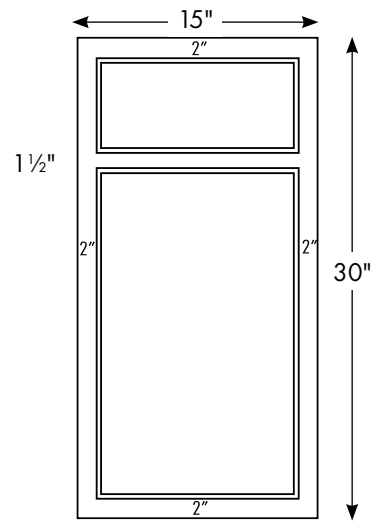
**Additional Charges**

- Material: each width is priced per foot rounded up to next whole foot
- Prefinish: See pages 88 and 89. Face frames are priced by the square footage of the material rounded to next whole foot
- Fitting: We can fit the doors/drawer fronts in the frames on a skid for \$5.45 each opening

**Plain Face Frame**



**Beaded Face Frame**



Minimum for 2-Sided Bead



**Unfinished Material Cost Per Foot**

Wood Species	1-1/2" & Under	2"	2-1/2"	3"	3-1/2"	4"	4-1/2"	5"	5-1/2"	6"	7"	8"
Alder*	\$3.87	\$4.56	\$5.25	\$5.93	\$6.61	\$7.30	\$8.01	\$8.68	\$9.36	\$11.53	\$13.15	\$14.75
Ash White	\$5.13	\$5.67	\$6.21	\$6.74	\$7.27	\$7.83	\$8.37	\$8.90	\$9.46	\$11.45	\$12.77	\$14.10
Birch Red	\$7.10	\$8.30	\$9.51	\$10.73	\$11.90	\$13.10	\$14.30	\$15.50	\$16.71	\$19.36	\$22.02	\$24.66
Birch White	\$3.32	\$3.95	\$4.58	\$5.20	\$5.83	\$6.45	\$7.09	\$7.71	\$8.35	\$10.43	\$11.94	\$13.42
Cedar Knotty	\$5.27	\$5.87	\$6.44	\$7.04	\$7.63	\$8.22	\$8.80	\$9.38	\$10.00	\$12.05	\$13.45	\$14.87
Cherry*	\$4.07	\$4.95	\$5.81	\$6.67	\$7.55	\$8.42	\$9.30	\$10.17	\$11.04	\$13.37	\$15.37	\$17.35
Cherry Value	\$3.63	\$4.36	\$5.11	\$5.85	\$6.59	\$7.33	\$8.06	\$8.81	\$9.55	\$11.55	\$13.24	\$14.93
Hickory-Calico*	\$3.14	\$3.59	\$4.02	\$4.47	\$4.91	\$5.34	\$5.80	\$6.23	\$6.67	\$8.59	\$9.71	\$10.84
Hickory-Heartwood*	\$5.13	\$5.67	\$6.21	\$6.74	\$7.27	\$7.83	\$8.37	\$8.90	\$9.46	\$11.45	\$12.77	\$14.10
Mahogany-African	\$6.53	\$7.52	\$8.52	\$9.54	\$10.52	\$11.55	\$12.56	\$13.55	\$14.57	\$17.03	\$19.28	\$21.55
Maple Hard White-Value	\$3.01	\$3.53	\$4.07	\$4.59	\$5.13	\$5.67	\$6.20	\$6.73	\$7.26	\$9.05	\$10.31	\$11.59
Maple Hard White*	\$3.32	\$3.95	\$4.58	\$5.20	\$5.83	\$6.45	\$7.09	\$7.71	\$8.35	\$10.43	\$11.94	\$13.42
Maple Hard White Birdseye	\$6.36	\$7.33	\$8.28	\$9.22	\$10.20	\$11.15	\$12.11	\$13.05	\$14.03	\$16.44	\$18.59	\$20.75
Maple Soft	\$4.98	\$5.48	\$5.96	\$6.43	\$6.96	\$7.45	\$7.92	\$8.42	\$8.90	\$10.86	\$12.10	\$13.32
Oak Red*	\$3.04	\$3.58	\$4.09	\$4.61	\$5.15	\$5.68	\$6.21	\$6.74	\$7.26	\$9.25	\$10.57	\$11.87
Oak Red Quarter Sawn	\$5.93	\$6.74	\$7.55	\$8.36	\$9.16	\$10.00	\$10.79	\$11.59	\$12.39	\$14.68	\$16.54	\$18.41
Oak Red Rift	\$5.70	\$6.44	\$7.17	\$7.92	\$8.66	\$9.38	\$10.12	\$10.86	\$11.59	\$13.79	\$15.51	\$17.23
Oak White	\$5.19	\$5.75	\$6.33	\$6.89	\$7.47	\$8.03	\$8.59	\$9.15	\$9.71	\$11.74	\$13.12	\$14.49
Oak White Quarter Sawn	\$7.17	\$8.28	\$9.36	\$10.50	\$11.57	\$12.70	\$13.80	\$14.90	\$16.02	\$18.73	\$21.22	\$23.69
Oak White Rift	\$7.46	\$8.59	\$9.71	\$10.83	\$11.96	\$13.12	\$14.23	\$15.36	\$16.50	\$19.34	\$21.91	\$24.41
Paint Grade*	\$2.59	\$2.99	\$3.37	\$3.76	\$4.11	\$4.52	\$4.90	\$5.27	\$5.66	\$7.51	\$8.50	\$9.53
Pine White Clear	\$5.27	\$5.87	\$6.44	\$7.04	\$7.63	\$8.22	\$8.80	\$9.38	\$10.00	\$12.05	\$13.45	\$14.87
Poplar	\$4.85	\$5.27	\$5.72	\$6.17	\$6.60	\$7.04	\$7.49	\$7.92	\$8.37	\$10.27	\$11.41	\$12.56
Red Grandis	\$5.56	\$6.25	\$6.95	\$7.63	\$8.31	\$9.01	\$9.69	\$10.38	\$11.05	\$13.22	\$14.82	\$16.45
Walnut	\$6.69	\$7.69	\$8.70	\$9.70	\$10.73	\$10.50	\$12.70	\$13.71	\$14.71	\$17.26	\$19.53	\$21.79

\*5/4" face frame stock is available.

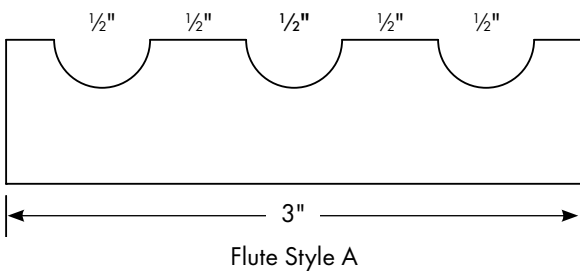
**Standard Fluted Rails** are 3/4" thick. The flutes are 1/2" wide with 1/2" spacing between them. The sketch below shows the standard spacing used on a 3" wide fluted rail. When ordering flutes, please specify how many flutes and the distance to start and stop the flute from the top and bottom for each rail. Flutes are also available using 1/4", 3/8", 5/8", or 3/4" widths and can be spaced evenly to accommodate narrower and wider rail widths. Please submit drawings for customized flutes or spacing. Fluted rails are priced by the lineal foot based on width. All flutes will be rounded up to the next whole inch for pricing.

**Integrated Rosettes** are also available to be placed on one end or both ends of the fluted rails. The size and number of rings for the rosette will be determined by the overall width of the rail. It will be centered in the area between the top edge of the rail and where the flutes begin unless otherwise specified. **Add \$33.00 per rosette to the cost of the fluted rail.**

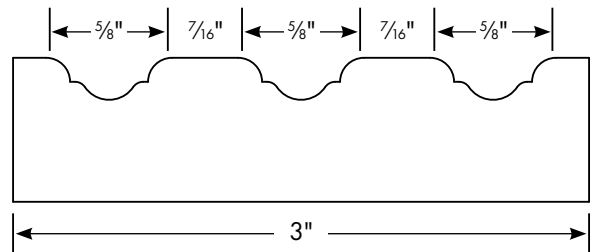


Integral Rosette Option  
\$33.00 Each

**Standard 1/2" Flute Spacing**



Flute Style A

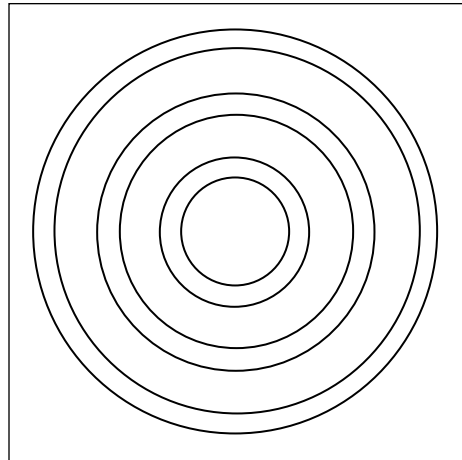


Flute Style B

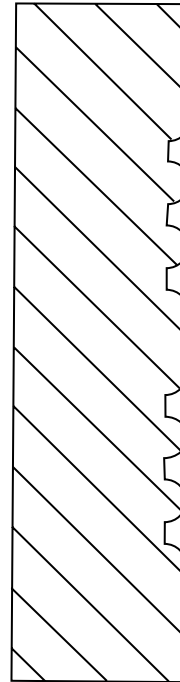
Custom spacing available when specified.

**Rosette Blocks** are available in a 3/4" or 1" finished thickness and will be made to your specified size. The number of rings on the rosette will be based on the overall size of the block ordered. Pricing for Rosette Blocks is figured by the square foot with a 1/2 square foot minimum for pricing. Minimum Size: 3" x 3". Prefinish costs for rosette blocks will be figured by the square foot with 1/2 square foot minimum. See pages 88 and 89 for finish costs.

**Rosette Block**



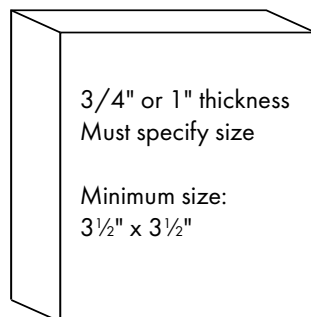
Must specify size. Overall size will determine how many rings there will be.



3/4" or 1"

**Plinth Blocks** are available in a 3/4" or 1" finished thickness and will be made to your specified size. Pricing for Plinth Blocks is figured by the square foot with a 1/2 square foot minimum for pricing. The price per square foot includes a routed edge detail using one of the outside edge profiles if desired listed below. Prefinish costs for plinth blocks will be figured by the square foot with 1/2 square foot minimum. See pages 88 and 89 for finish costs.

**Plinth Block**



Price includes any of these routed outside edges:

- |       |       |       |       |
|-------|-------|-------|-------|
| E-101 | E-114 | E-121 | E-127 |
| E-105 | E-115 | E-123 | E-131 |
| E-106 | E-117 | E-124 | E-154 |
| E-110 | E-118 | E-126 |       |

Fluted Rail Pricing – Unfinished Cost Per Foot

Width in Inches	2"	3"	4"	5"	6"	7"	8"
Alder***	\$11.80	\$13.19	\$14.57	\$15.91	\$18.78	\$20.38	\$22.02
Ash White	\$12.92	\$13.97	\$15.08	\$16.18	\$18.70	\$20.03	\$21.36
Birch Red	\$15.52	\$17.94	\$20.36	\$22.76	\$26.64	\$29.28	\$31.95
Birch White	\$11.22	\$12.46	\$13.71	\$14.96	\$17.71	\$19.20	\$20.68
Cherry***	\$12.20	\$13.93	\$15.72	\$17.41	\$20.63	\$22.61	\$24.58
Cherry Value	\$11.60	\$13.08	\$14.58	\$16.04	\$18.80	\$20.49	\$22.17
Hickory-Calico***	\$10.84	\$11.71	\$12.62	\$13.49	\$15.85	\$16.96	\$18.12
Hickory-Heartwood***	\$12.92	\$13.97	\$15.08	\$16.18	\$18.70	\$20.03	\$21.36
Mahogany-African	\$14.79	\$16.79	\$18.80	\$20.81	\$24.29	\$26.53	\$28.79
Maple Hard White-Value	\$10.79	\$11.85	\$12.92	\$13.96	\$16.30	\$17.60	\$18.83
Maple Hard White***	\$11.22	\$12.46	\$13.71	\$14.96	\$17.71	\$19.20	\$20.68
Maple Hard White Birdseye	\$14.58	\$16.45	\$18.41	\$20.33	\$23.69	\$25.85	\$28.01
Maple Soft	\$12.73	\$13.69	\$14.95	\$15.72	\$18.13	\$19.33	\$20.57
Oak Red***	\$10.82	\$11.89	\$12.93	\$13.97	\$16.49	\$17.83	\$19.16
Oak Red Quarter Sawn	\$13.97	\$15.64	\$17.23	\$18.84	\$21.93	\$23.80	\$25.63
Oak Red Rift	\$13.70	\$15.20	\$16.67	\$18.13	\$21.05	\$22.76	\$24.51
Oak White	\$13.02	\$14.14	\$15.30	\$16.40	\$19.00	\$20.36	\$21.76
Oak White Quarter Sawn	\$16.27	\$18.47	\$20.68	\$22.89	\$26.71	\$29.17	\$31.67
Oak White Rift	\$16.96	\$19.24	\$21.48	\$23.76	\$27.71	\$30.24	\$32.80
Paint Grade***	\$10.23	\$11.00	\$11.77	\$12.56	\$14.77	\$15.78	\$16.78
Pine White Clear	\$13.12	\$14.30	\$15.45	\$16.68	\$19.29	\$20.72	\$22.12
Poplar	\$12.56	\$13.41	\$14.31	\$15.21	\$17.54	\$18.66	\$19.78
Red Grandis	\$13.52	\$14.87	\$16.26	\$17.64	\$20.47	\$22.08	\$23.69
Walnut	\$15.30	\$17.28	\$18.12	\$21.34	\$24.87	\$27.13	\$29.42

Fluted Rail Pricing – Stain or Paint Cost Per Foot

Group	2"	3"	4"	5"	6"	7"	8"
1	\$1.08	\$1.44	\$2.02	\$2.60	\$3.19	\$3.77	\$4.36
2	\$1.15	\$1.53	\$2.17	\$2.79	\$3.42	\$4.06	\$4.67
3	\$1.31	\$1.71	\$2.40	\$3.07	\$3.77	\$4.46	\$5.12
4	\$1.47	\$1.97	\$2.75	\$3.53	\$4.34	\$5.12	\$5.91
5	\$1.45	\$1.95	\$2.75	\$3.53	\$4.31	\$5.10	\$5.88
6	\$1.81	\$2.40	\$3.35	\$4.31	\$5.27	\$6.23	\$7.17

Fluted Rail Pricing – Specialty Finishing Cost Per Foot

Group	2"	3"	4"	5"	6"	7"	8"
Glazed (Wiped)	\$0.90	\$1.17	\$1.67	\$2.12	\$2.60	\$3.08	\$3.54
Glazed (Brushed)	\$0.99	\$1.33	\$1.85	\$2.39	\$2.90	\$3.43	\$3.96
Vintage Finish	\$1.12	\$1.49	\$2.12	\$2.74	\$3.34	\$3.95	\$4.56
Glazed (Wiped with Rub Thru)	\$3.43	\$3.72	\$4.20	\$4.67	\$5.14	\$5.63	\$6.09
Glazed (Brushed with Rub-Thru)	\$3.52	\$3.86	\$4.42	\$4.94	\$5.45	\$5.97	\$6.53

Fluted Rail Stain & Paint Price Group

Finish Color	Price Group
Acorn	3
Alabaster	5
Almond	5
Atlantic Blue	6
Autumn Wheat	2
Beechwood	3
Brandy	4
Carmel	2
Cascade	4
Charcoal	4
Chestnut	2
Classic Grey	3
Cobblestone	6
Country White	5
Dark Pecan*	3
Desert Sand	5
Driftwood	3
Ebony**	5
Eggshell	5
Emerald	3
Evergreen	5
Fieldstone	5
Frost	5
Graphite	6
Harbor Blue	5
Harbor Grey	5
Harvest	3
Hearthstone	5
Honey Maple	2
Indigo	6
Ivory	5
Java*	4
Lava Stone	2
Linen	4
Meadow	5
Mushroom	6
Natural	1
Nightfall	6
Oceanside	3
Olive	5
Rainforest	5
River Rock	4
Riverwood	3
Rocky Road	2
Slate	4
Snow White	5
Spicewood	2
Stonegate	6
Stormy Blue	6
White Sky	5
Wild Cherry	2
Winter White	5
Woodland Grey	6
Woodstock	2
Custom Paint Match++	6
Custom Stain Match++	4

Rosettes & Plinths Unfinished cost per square foot 1/2 square foot minimum pricing

Wood Species	Cost/ Sq. Ft.
Alder***	\$43.38
Ash White	\$41.03
Birch Red	\$55.43
Birch White	\$41.87
Cedar Knotty	\$45.98
Cherry***	\$48.79
Hickory-Calico***	\$41.03
Hickory-Heartwood***	\$44.67
Mahogany-African	\$60.75
Maple Hard White***	\$41.87
Maple Hard White Birdseye	\$64.85
Maple Soft	\$41.03
Oak Red***	\$39.92
Oak Red Quarter Sawn	\$52.55
Oak Red Rift	\$52.55
Oak White	\$42.84
Oak White Quarter Sawn	\$57.81
Oak White Rift	\$60.69
Paint Grade***	\$37.73
Pine White Clear	\$50.06
Poplar	\$41.74
Red Grandis	\$55.03
Walnut	\$66.83

\*\*\*5/4 material available. Add 25%.

Finishing Note For Rosettes And Plinth Blocks

All finishing costs for rosettes and plinth blocks are listed on pages 88 and 89 . Each piece will be charged by the square foot with a 1/2 square minimum. They are NOT to be priced using the tables for fluted rails.

++Custom stain or paint charges may vary pending receipt and approval of color sample.

\*\* Available in Matte Finish only

\* Available in Satin Finish only

**Product Information**

**Veneers**

**Wood on Wood Veneer:** 2-ply with A-Grade Face laminated to a sturdy wood veneer backer of the same or similar wood species. Approx Thickness: 1/32"

**Dura Back Veneer:** A-Grade Wood Face with a resin back similar to plastic laminate. Approx Thickness: 3/64"

**2-Ply Paintable Veneer:** Ivory on Ivory surface makes an excellent painted product. Approx Thickness: 1/32"

**PSA Wood on Wood Veneer:** 2-ply with A-Grade Face with 3M™ peel and stick adhesive back. Approx Thickness: 3/64"

**PSA 20 mil Veneer:** A-Grade Face with paper back and 3M™ peel and stick adhesive. Approx Thickness: 3/64"

**PSA 2-Ply Paintable Veneer:** Ivory on Ivory surface makes an excellent painted product with peel and stick adhesive back. Approx Thickness: 1/32"

**Application Instructions** can be found on our website [www.valleycustomdoor.com](http://www.valleycustomdoor.com).

**Plywood**

**1/8" MDF Core:** A-Grade Wood Veneer Face and A-4 back. Suitable for finishing on face side only.

**1/4" MDF Core:** A-Grade Wood Veneer Face and A-4 back. Suitable for finishing on face side only.

**1/2" Veneer Core:** A-Grade Wood Veneer Face and A-2 back. Suitable for finishing on 2 sides.

**5/8" Veneer Core:** A-Grade Wood Veneer Face and A-1 back. Suitable for finishing on 2 sides.

**3/4" MDF Core:** A-Grade Wood Veneer Face and A-1 back. Suitable for finishing on 2 sides.

**3/4" Veneer Core:** A-Grade Wood Veneer Face and A-1 back. Suitable for finishing on 2 sides.

- Veneered products will stain darker than solid wood products

**Prefinishing Upcharges Per Square Foot**

**Stained Finishes**

Stain Color	Finish 1 Side per Sq. Ft.	Finish 2 Sides per Sq. Ft.
Acorn	\$5.00	\$10.00
Autumn Wheat	\$4.56	\$9.12
Beechwood	\$5.00	\$10.00
Brandy	\$5.75	\$11.51
Brownstone	\$5.75	\$11.51
Carmel	\$4.56	\$9.12
Cascade	\$5.75	\$11.51
Charcoal	\$5.75	\$11.51
Chestnut	\$4.56	\$9.12
Classic Grey	\$5.00	\$10.00
Dark Pecan*	\$5.00	\$10.00
Driftwood	\$5.00	\$10.00
Emerald	\$5.00	\$10.00
Harvest	\$5.00	\$10.00
Honey Maple	\$4.56	\$9.12
Java*	\$5.75	\$11.51
Lava Stone	\$4.56	\$9.12
Linen	\$5.75	\$11.51
Natural	\$4.22	\$8.45
Oceanside	\$5.00	\$10.00
River Rock	\$5.75	\$11.51
Riverwood	\$5.00	\$10.00
Rocky Road	\$4.56	\$9.12
Slate	\$5.75	\$11.51
Spicewood	\$4.56	\$9.12
Wild Cherry	\$4.56	\$9.12
Woodstock	\$4.56	\$9.12
Custom Stain++	\$5.75	\$11.51

**Painted Finishes**

Paint Color	Finish 1 Side per Sq. Ft.	Finish 2 Sides per Sq. Ft.
Alabaster	\$6.65	\$13.30
Almond	\$6.65	\$13.30
Atlantic Blue	\$8.52	\$17.03
Cobblestone	\$8.01	\$16.01
Country White	\$6.65	\$13.30
Desert Sand	\$6.65	\$13.30
Ebony**	\$6.65	\$13.30
Eggshell	\$6.65	\$13.30
Evergreen	\$6.65	\$13.30
Fieldstone	\$6.65	\$13.30
Frost	\$6.65	\$13.30
Graphite	\$8.52	\$17.03
Harbor Blue	\$6.65	\$13.30
Harbor Grey	\$6.65	\$13.30
Hearthstone	\$6.65	\$13.30
Indigo	\$8.01	\$16.01
Ivory	\$6.65	\$13.30
Meadow	\$6.65	\$13.30
Mushroom	\$8.01	\$16.01
Nightfall	\$8.52	\$17.03
Olive	\$6.65	\$13.30
Rainforest	\$6.65	\$13.30
Snow White	\$6.65	\$13.30
Stonegate	\$8.52	\$17.03
Stormy Blue	\$8.52	\$17.03
White Sky	\$6.65	\$13.30
Winter White	\$6.65	\$13.30
Woodland Grey	\$8.01	\$16.01
Custom Paint++	\$8.52	\$17.03

**Glaze and Specialty Finishes**

Description	Finish 1 Side per Sq. Ft.
Wiped Glaze	\$3.62
Brushed Glaze	\$3.99
Heirloom Only	\$4.61
Heirloom with Wiped Glaze	\$8.17
Heirloom with Brushed Glaze	\$8.65
Vintage Finish	\$4.61

++Custom stain or paint charges may vary pending receipt and approval of color sample.

\*\* Available in Matte Finish only

\* Available in Satin Finish only

All shaded items are in stock

Unfinished Veneer Non-Adhesive

		Wood on Wood		Dura Back		2-Ply Paintable	
		24" x 96"	48" x 96"	24" x 96"	48" x 96"	24" x 96"	48" x 96"
Alder	P/S	\$137.34	\$252.12	\$136.74	\$259.85	NA	NA
Ash White	P/S	\$153.40	\$331.03	\$186.57	\$359.45	NA	NA
Birch (U/W)	R	\$111.50	\$247.25	\$142.72	\$271.78	NA	NA
Cherry	P/S	\$173.49	\$324.42	\$157.50	\$301.33	NA	NA
Hickory	P/S	\$119.16	\$262.54	\$147.23	\$280.83	NA	NA
Maple Hard White	WPF	\$122.28	\$221.97	\$130.57	\$247.48	NA	NA
Oak Red	P/S	\$101.77	\$180.94	\$109.41	\$205.16	NA	NA
Oak Red Qtr		\$166.65	\$310.70	\$206.64	\$399.63	NA	NA
Oak Red Rift		\$166.65	\$310.70	\$206.64	\$399.63	NA	NA
Oak White	P/S	\$146.98	\$318.19	\$184.00	\$354.36	NA	NA
Oak White Qtr		\$183.30	\$341.77	\$227.31	\$439.58	NA	NA
Oak White Rift		\$183.30	\$341.77	\$227.31	\$439.58	NA	NA
Paintable		NA	NA	NA	NA	\$82.67	\$142.75
Pine Clear	P/S	\$165.31	\$354.85	\$205.11	\$396.57	NA	NA
Pine Knotty	P/S	\$146.02	\$316.26	\$182.91	\$352.17	NA	NA
Walnut	P/S	\$143.79	\$311.78	\$186.56	\$359.45	NA	NA

Unfinished Veneer Pressure Sensitive

		P/S Wood on Wood		P/S 20 Mil		P/S 2-Ply Paintable	
		24" x 96"	48" x 96"	24" x 96"	48" x 96"	24" x 96"	48" x 96"
Alder	P/S	\$196.35	\$379.04	\$180.61	\$347.55	NA	NA
Ash White	P/S	\$221.69	\$391.89	\$221.69	\$429.72	NA	NA
Birch (U/W)	R	\$182.89	\$327.36	\$182.89	\$352.14	NA	NA
Cherry	P/S	\$232.49	\$451.34	\$221.99	\$430.33	NA	NA
Hickory	P/S	\$178.15	\$342.64	\$195.51	\$377.38	NA	NA
Maple Hard White	WPF	\$181.27	\$348.88	\$169.95	\$326.25	NA	NA
Oak Red	P/S	\$160.75	\$307.86	\$149.99	\$286.32	NA	NA
Oak Red Qtr		\$235.48	\$457.31	\$241.72	\$469.78	NA	NA
Oak Red Rift		\$235.48	\$457.31	\$241.72	\$469.78	NA	NA
Oak White	P/S	\$205.97	\$398.28	\$220.23	\$426.81	NA	NA
Oak White Qtr		\$259.03	\$503.03	\$265.89	\$516.77	NA	NA
Oak White Rift		\$259.03	\$503.03	\$265.89	\$516.77	NA	NA
Paintable		NA	NA	NA	NA	\$157.51	\$302.77
Pine Clear	P/S	\$234.71	\$455.78	\$239.85	\$466.05	NA	NA
Pine Knotty	P/S	\$190.53	\$367.38	\$212.85	\$412.04	NA	NA
Walnut	P/S	\$202.78	\$391.92	\$221.69	\$429.72	NA	NA

PS = Plain Sliced

R = Rotary

WPF = Whole Piece Face

## Unfinished Plywood

		1/8" MDF		1/4" MDF		1/4" Cross Grain	1/2" MDF		1/2" VC	
		Standard Grain		Standard Grain		Cross Grain	Standard Grain		Standard Grain	
		48" x 96"	Pre-Cut (sq. ft.)	48" x 96"	Pre-Cut (sq. ft.)	96" x 48"	48" x 96"	Pre-Cut (sq. ft.)	48" x 96"	Pre-Cut (sq. ft.)
Alder	P/S	\$168.45	\$7.12	\$242.61	\$10.14	\$166.47	non-stock	non-stock	\$389.90	\$16.19
Ash White	P/S	non-stock	non-stock	\$168.45	\$7.12	non-stock	non-stock	non-stock	non-stock	non-stock
Birch	R	non-stock	non-stock	\$139.29	\$5.94	non-stock	non-stock	non-stock	non-stock	non-stock
Cherry	P/S	\$215.91	\$9.05	\$188.22	\$7.93	\$225.80	non-stock	non-stock	\$360.24	\$14.99
Hickory	Plank	non-stock	non-stock	\$183.27	\$7.72	\$174.39	non-stock	non-stock	\$348.87	\$14.51
Maple Hard White	WPF	\$155.59	\$6.60	\$161.54	\$6.84	\$189.21	non-stock	non-stock	\$327.62	\$13.67
MDF/HDF	-	\$53.66	\$2.46	\$69.58	\$3.11	non-stock	\$136.70	\$5.91	\$173.38	\$7.40
Oak Red	P/S	\$157.58	\$6.69	\$154.62	\$6.57	\$181.32	non-stock	non-stock	\$270.28	\$11.33
Oak White	P/S	non-stock	non-stock	\$193.17	\$8.12	non-stock	non-stock	non-stock	non-stock	non-stock
Pine Clear	P/S	non-stock	non-stock	non-stock	non-stock	non-stock	non-stock	non-stock	non-stock	non-stock
Qtr Sawn Red	-	non-stock	non-stock	\$226.58	\$9.49	non-stock	non-stock	non-stock	non-stock	non-stock
Qtr Sawn White	-	non-stock	non-stock	\$163.55	\$6.96	non-stock	non-stock	non-stock	non-stock	non-stock
Rift Red Oak	-	non-stock	non-stock	\$199.10	\$8.37	non-stock	non-stock	non-stock	non-stock	non-stock
Rift White Oak	-	non-stock	non-stock	\$208.13	\$8.77	non-stock	non-stock	non-stock	non-stock	non-stock
Walnut	P/S	non-stock	non-stock	\$220.25	\$8.13	non-stock	non-stock	non-stock	\$403.25	\$16.73

		5/8" HDF		5/8" VC		3/4" HDF		3/4" VC	
		Standard Grain		Standard Grain		Standard Grain		Standard Grain	
		48" x 96"	Pre-Cut (sq. ft.)	48" x 96"	Pre-Cut (sq. ft.)	48" x 96"	Pre-Cut (sq. ft.)	48" x 96"	Pre-Cut (sq. ft.)
Alder	P/S	non-stock	non-stock	\$359.26	\$14.95	\$290.05	\$12.14	\$404.74	\$16.80
Ash White	P/S	non-stock	non-stock	non-stock	non-stock	non-stock	non-stock	non-stock	non-stock
Birch	R	non-stock	non-stock	non-stock	non-stock	\$194.64	\$8.26	non-stock	non-stock
Cherry	P/S	non-stock	non-stock	\$369.65	\$15.37	\$300.92	\$12.58	\$414.62	\$17.20
Hickory	Plank	non-stock	non-stock	non-stock	non-stock	\$305.38	\$12.76	\$418.08	\$17.34
Maple Hard White	WPF	non-stock	non-stock	\$347.88	\$14.48	\$267.80	\$11.23	\$348.87	\$14.51
MDF/HDF	-	\$148.57	\$6.39	\$201.97	\$8.56	\$168.35	\$7.19	\$221.74	\$9.36
Oak Red	P/S	non-stock	non-stock	\$277.21	\$11.61	\$237.16	\$10.00	\$320.70	\$13.37
Oak White	P/S	non-stock	non-stock	non-stock	non-stock	\$282.63	\$11.84	non-stock	non-stock
Pine Clear	P/S	non-stock	non-stock	non-stock	non-stock	non-stock	non-stock	non-stock	non-stock
Qtr Sawn Red	-	non-stock	non-stock	non-stock	non-stock	\$219.85	\$9.29	non-stock	non-stock
Qtr Sawn White	-	non-stock	non-stock	non-stock	non-stock	\$294.59	\$12.36	non-stock	non-stock
Rift Red Oak	-	non-stock	non-stock	non-stock	non-stock	\$318.72	\$13.30	non-stock	non-stock
Rift White Oak	-	non-stock	non-stock	non-stock	non-stock	\$385.39	\$16.05	non-stock	non-stock
Walnut	P/S	non-stock	non-stock	non-stock	non-stock	\$328.61	\$13.70	\$445.27	\$18.45

**PS = Plain Sliced**

**R = Rotary**


**WPF = Whole Piece Face**

**Plank = Plank Match**

**Full sheets of plywood must ship via common carrier.**

- Can be ordered in any width from 1/2" to 6"
- Will be finished on face and two long edges
- See below for material pricing
- See page 102 for finish costs based on the "FIN" number and the "GLZ" number listed for each width.
- 93" guaranteed to be free of defect.

Side Profile View




Unfinished 1/4" Solid – Price Per 8' Length – Priced in increments of 1/2" but can be cut to your specified width

Wood Species	1"	2"	2.5"	3"	3.5"	4"	4.5"	5"	5.5"	6"
Finish/Glaze	FIN02/ GLZ02	FIN03/ GLZ03	FIN03/ GLZ03	FIN04/ GLZ04	FIN04/ GLZ04	FIN05/ GLZ05	FIN05/ GLZ05	FIN06/ GLZ06	FIN06/ GLZ06	FIN07/ GLZ07
Alder	\$20.54	\$25.49	\$28.23	\$30.97	\$33.71	\$36.48	\$41.97	\$47.44	\$50.21	\$55.68
Ash White	\$32.47	\$36.66	\$38.84	\$40.98	\$43.14	\$45.31	\$49.63	\$53.96	\$56.11	\$60.47
Birch Red	\$39.83	\$47.25	\$52.02	\$56.84	\$61.62	\$66.43	\$76.03	\$85.64	\$90.42	\$100.04
Birch White	\$17.85	\$21.63	\$24.14	\$26.66	\$29.15	\$31.65	\$36.67	\$41.69	\$44.22	\$49.25
Cherry	\$20.57	\$25.54	\$29.02	\$32.54	\$36.01	\$39.49	\$46.48	\$53.45	\$56.93	\$63.86
Cherry Value	\$18.84	\$23.08	\$26.02	\$28.98	\$31.97	\$34.95	\$40.85	\$46.76	\$49.76	\$55.66
Hickory-Calico	\$17.81	\$21.58	\$23.37	\$25.09	\$26.88	\$28.63	\$32.18	\$35.71	\$37.51	\$41.01
Hickory-Heartwood	\$32.47	\$36.66	\$38.84	\$40.98	\$43.14	\$45.31	\$49.63	\$53.96	\$56.11	\$60.47
Mahogany-African	\$37.66	\$44.13	\$48.11	\$52.15	\$56.17	\$60.18	\$68.22	\$76.28	\$80.26	\$88.29
Maple Hard White-Value	\$16.50	\$19.74	\$21.85	\$24.02	\$26.12	\$28.26	\$32.55	\$36.79	\$38.93	\$43.19
Maple Hard White	\$17.85	\$21.63	\$24.14	\$26.66	\$29.15	\$31.65	\$36.67	\$41.69	\$44.22	\$49.25
Maple Hard White Birdseye	\$37.10	\$43.35	\$47.15	\$50.97	\$54.79	\$58.61	\$66.25	\$73.91	\$77.74	\$85.37
Maple Soft	\$31.91	\$35.88	\$37.86	\$39.82	\$41.78	\$43.77	\$47.69	\$51.53	\$53.57	\$57.51
Oak Red	\$16.74	\$20.06	\$22.20	\$24.30	\$26.40	\$28.52	\$32.75	\$37.02	\$39.12	\$43.36
Oak Red Quarter Sawn	\$35.47	\$40.97	\$44.23	\$47.44	\$50.69	\$53.93	\$60.41	\$66.84	\$70.11	\$76.57
Oak Red Rift	\$34.64	\$39.79	\$42.73	\$45.68	\$48.61	\$51.57	\$57.46	\$63.33	\$66.29	\$72.19
Oak White	\$32.69	\$37.08	\$39.32	\$41.60	\$43.85	\$46.10	\$50.59	\$55.11	\$57.41	\$61.91
Oak White Quarter Sawn	\$41.41	\$48.54	\$52.93	\$57.36	\$61.79	\$66.20	\$75.03	\$83.90	\$88.28	\$97.12
Oak White Rift	\$43.17	\$50.49	\$55.02	\$59.53	\$64.09	\$68.62	\$77.67	\$86.70	\$91.27	\$100.31
Paint Grade	\$16.16	\$18.93	\$20.56	\$22.20	\$23.82	\$25.47	\$28.72	\$32.02	\$33.63	\$36.90
Pine White Clear	\$33.00	\$37.47	\$39.82	\$42.16	\$44.51	\$46.89	\$51.58	\$56.31	\$58.68	\$63.36
Poplar	\$31.33	\$35.11	\$36.89	\$38.64	\$40.41	\$42.19	\$45.72	\$49.28	\$51.02	\$54.58
Red Grandis	\$34.09	\$39.02	\$41.76	\$44.51	\$47.26	\$50.00	\$55.52	\$60.99	\$63.74	\$69.25
Walnut	\$38.95	\$45.52	\$49.49	\$53.51	\$57.54	\$61.56	\$69.57	\$77.61	\$81.62	\$89.64



- Can be ordered in any width from 1/2" to 7"
- Will be finished on face and two long edges
- If you need all sides finished, it must be ordered and priced like a drawer front. See page 27 for pricing
- Can have an optional edge profile on the long edges, must specify which profile and which edge(s). See page 19 for optional edges.
- If two different edge profiles are selected, add \$10 list cost each
- See below for material pricing
- See page 102 for finish costs based on the "FIN" number and the "GLZ" number listed for each width.
- 93" guaranteed to be free of defect.
- Any width over 5" may have glue joints

Side Profile View



Unfinished 3/4" Solid – Price Per 8' Length – Priced in increments of 1/2" but can be cut to your specified width

Wood Species	1"	1.5"	2"	2.5"	3"	3.5"	4"	4.5"	5"	5.5"	6"	7"
Finish/Glaze	FIN02/ GLZ02	FIN02/ GLZ02	FIN03/ GLZ03	FIN03/ GLZ03	FIN04/ GLZ04	FIN04/ GLZ04	FIN05/ GLZ05	FIN05/ GLZ05	FIN06/ GLZ06	FIN06/ GLZ06	FIN07/ GLZ07	FIN08/ GLZ08
Alder*	\$25.49	\$30.97	\$36.48	\$41.97	\$47.44	\$52.96	\$56.74	\$63.94	\$69.42	\$74.94	\$92.17	\$105.09
Alder Rustic	\$24.97	\$30.36	\$35.73	\$41.12	\$46.51	\$51.88	\$56.79	\$62.66	\$68.04	\$73.43	\$90.33	\$103.00
Ash White	\$36.66	\$40.98	\$45.31	\$49.63	\$53.96	\$58.26	\$60.77	\$66.91	\$71.22	\$75.55	\$91.62	\$102.22
Birch Red	\$47.25	\$56.84	\$66.43	\$76.03	\$85.64	\$95.24	\$101.79	\$114.43	\$124.04	\$133.63	\$155.00	\$176.12
Birch White	\$21.63	\$26.66	\$31.65	\$36.67	\$41.69	\$46.70	\$50.21	\$56.74	\$61.78	\$66.77	\$83.54	\$95.50
Cedar Knotty	\$37.47	\$42.16	\$46.89	\$51.58	\$56.31	\$61.00	\$63.82	\$70.42	\$75.16	\$79.86	\$96.31	\$107.66
Cherry*	\$25.54	\$32.54	\$39.49	\$46.48	\$53.45	\$60.41	\$65.39	\$74.34	\$81.29	\$88.27	\$107.01	\$122.91
Cherry Rustic	\$25.03	\$31.86	\$38.73	\$45.54	\$52.37	\$59.21	\$65.42	\$72.86	\$79.70	\$86.53	\$104.86	\$120.42
Cherry Value	\$23.08	\$28.98	\$34.95	\$40.85	\$46.76	\$52.68	\$56.93	\$64.54	\$70.47	\$76.40	\$92.30	\$105.81
Hickory-Calico*	\$21.58	\$25.09	\$28.63	\$32.18	\$35.71	\$39.25	\$41.55	\$46.33	\$49.88	\$53.44	\$68.68	\$77.74
Hickory-Heartwood*	\$36.66	\$40.98	\$45.31	\$49.63	\$53.96	\$58.26	\$60.77	\$66.91	\$71.22	\$75.55	\$91.62	\$102.22
Hickory Rustic	\$21.14	\$24.59	\$28.07	\$31.54	\$35.02	\$38.48	\$41.60	\$45.40	\$48.87	\$52.33	\$67.30	\$76.14
Mahogany-African	\$44.13	\$52.15	\$60.18	\$68.22	\$76.28	\$84.31	\$89.63	\$100.36	\$108.41	\$116.45	\$136.20	\$154.23
Maple Hard White-Value	\$19.74	\$24.02	\$28.26	\$32.55	\$36.79	\$41.06	\$43.99	\$49.57	\$53.86	\$58.10	\$72.35	\$82.53
Maple Hard White*	\$21.63	\$26.66	\$31.65	\$36.67	\$41.69	\$46.70	\$50.21	\$56.74	\$61.78	\$66.77	\$83.54	\$95.50
Maple Hard White Birdseye	\$43.35	\$50.97	\$58.61	\$66.25	\$73.91	\$81.56	\$86.58	\$96.84	\$104.49	\$112.14	\$131.48	\$148.78
Maple Soft	\$35.88	\$39.82	\$43.77	\$47.69	\$51.53	\$55.54	\$57.73	\$63.38	\$67.32	\$71.23	\$86.93	\$96.75
Oak Red*	\$20.06	\$24.30	\$28.52	\$32.75	\$37.02	\$41.23	\$44.16	\$49.74	\$53.94	\$58.17	\$74.13	\$84.54
Oak Red Quarter Sawn	\$40.97	\$47.44	\$53.93	\$60.41	\$66.84	\$73.33	\$77.47	\$86.26	\$92.76	\$99.22	\$117.45	\$132.32
Oak Red Rift	\$39.79	\$45.68	\$51.57	\$57.46	\$63.33	\$69.24	\$72.90	\$81.01	\$86.90	\$92.77	\$110.38	\$124.11
Oak White	\$37.08	\$41.60	\$46.10	\$50.59	\$55.11	\$59.65	\$62.29	\$68.67	\$73.20	\$77.72	\$93.99	\$104.95
Oak White Quarter Sawn	\$48.54	\$57.36	\$66.20	\$75.03	\$83.90	\$92.74	\$98.59	\$110.38	\$119.26	\$128.10	\$149.83	\$169.66
Oak White Rift	\$50.49	\$59.53	\$68.62	\$77.67	\$86.70	\$95.79	\$101.78	\$113.88	\$122.93	\$132.01	\$154.62	\$174.98
Oak White Rustic	\$42.64	\$47.84	\$53.03	\$58.19	\$63.38	\$68.60	\$71.62	\$78.99	\$84.18	\$89.38	\$108.07	\$120.72
Paint Grade*	\$18.93	\$22.20	\$25.47	\$28.72	\$32.02	\$35.26	\$37.39	\$41.79	\$45.08	\$48.35	\$64.14	\$72.78
Pine White Clear	\$37.47	\$42.16	\$46.89	\$51.58	\$56.31	\$61.00	\$63.82	\$70.42	\$75.16	\$79.86	\$96.31	\$107.66
Poplar	\$35.11	\$38.64	\$42.19	\$45.72	\$49.28	\$52.82	\$54.71	\$59.87	\$63.42	\$66.94	\$82.22	\$91.28
Red Grandis	\$39.02	\$44.51	\$50.00	\$55.52	\$60.99	\$66.49	\$69.88	\$77.46	\$82.98	\$88.47	\$105.72	\$118.64
Walnut	\$45.52	\$53.51	\$61.56	\$69.57	\$77.61	\$85.64	\$93.66	\$101.67	\$109.69	\$117.74	\$138.08	\$156.21

\* Available in 5/4 Solid Stock

Master Finish Pricing for 1/4" and 3/4" Solid Stock and All Moulding

Stain Color	Group
Acorn	3
Autumn Wheat	2
Beechwood	3
Brandy	4
Brownstone	4
Carmel	2
Cascade	4
Charcoal	4
Chestnut	2
Classic Grey	3
Dark Pecan*	3
Driftwood	3
Emerald	3
Harvest	3
Honey Maple	2
Java*	4
Lava Stone	2
Linen	4
Natural	1
Oceanside	3
River Rock	4
Riverwood	3
Rocky Road	2
Slate	4
Spicewood	2
Wild Cherry	2
Woodstock	2
Custom Stain++	4
Paint Color	
Alabaster	5
Almond	5
Atlantic Blue	6
Cobblestone	6
Country White	5
Desert Sand	5
Ebony**	5
Eggshell	5
Evergreen	5
Fieldstone	5
Frost	5
Graphite	6
Harbor Blue	5
Harbor Grey	5
Hearthstone	5
Indigo	6
Ivory	5
Meadow	5
Mushroom	6
Nightfall	6
Olive	5
Rainforest	5
Snow White	5
Stonegate	6
Stormy Blue	6
White Sky	5
Winter White	5
Woodland Grey	6
Custom Paint++	6

Finish Cost Per 8' Length

Based on finish color group (stained or painted)

Reference FIN# for price column listed

Group	FIN01	FIN02	FIN03	FIN04	FIN05	FIN06	FIN07	FIN08
1	\$6.98	\$8.70	\$11.57	\$16.24	\$20.90	\$25.54	\$30.18	\$34.80
2	\$7.48	\$9.35	\$12.56	\$17.46	\$22.43	\$27.35	\$32.39	\$37.35
3	\$8.22	\$10.26	\$13.77	\$19.16	\$24.64	\$30.13	\$35.59	\$41.03
4	\$9.46	\$11.80	\$15.72	\$22.06	\$28.36	\$34.63	\$40.97	\$47.28
5	\$9.38	\$11.74	\$15.63	\$21.93	\$28.16	\$34.43	\$40.71	\$46.99
6	\$11.49	\$14.35	\$19.06	\$26.78	\$34.46	\$42.14	\$49.79	\$57.44

Glazing & Speciality Finish Cost Per 8' Length

Reference GLZ# for price column listed

Group	GLZ01	GLZ02	GLZ03	GLZ04	GLZ05	GLZ06	GLZ07	GLZ08
Glazed (Wiped)	\$5.70	\$7.12	\$9.47	\$13.29	\$17.10	\$20.89	\$24.69	\$28.50
Glazed (Brushed)	\$6.34	\$7.92	\$10.50	\$14.77	\$19.00	\$23.23	\$27.45	\$31.71
Vintage Finish	\$7.27	\$9.12	\$12.11	\$17.04	\$21.88	\$26.74	\$31.63	\$36.47
Glazed (Wiped w/Rub Thru)	\$26.01	\$27.44	\$29.79	\$33.63	\$37.39	\$41.21	\$45.02	\$48.83
Glazed (Brushed w/Rub-Thru)	\$26.66	\$28.23	\$30.84	\$35.11	\$39.31	\$43.53	\$47.79	\$51.99

MLD# is used to determine the Unfinished Moulding Cost by Wood Type per 8' length

FIN# is used to determine the Stain or Paint Cost by Finish Color/Group Number per 8' length

GLZ# is used to determine the Glazing or Specialty Finish Cost by Type per 8' length

Moulding Pricing Example

(1) 8' piece of V-30 Crown in Maple Hard White; prefinished in Autumn Wheat with a Wiped Glaze:

V-30 Moulding:	(MLD11)	\$44.22
Autumn Wheat (GRP2):	(FIN04)	\$17.46
Wiped Glaze:	(GLZ04)	\$13.29

**\$74.97 Total List per 8' Length**

1/4" Solid Pricing Example

(1) 8' piece of 2.5" wide Maple Hard White; prefinished in Autumn Wheat with a Wiped Glaze:

2.5" width:	(See page 100 for price table)	\$24.14
Autumn Wheat (GRP2):	(FIN03)	\$12.40
Wiped Glaze:	(GLZ03)	\$9.48

**\$46.02 Total List per 8' Length**

++Custom stain or paint charges may vary pending receipt and approval of color sample.

\*\* Available in Matte Finish only

\* Available in Satin Finish only

Unfinished Pricing Per 8' Length

	MLD01	MLD02	MLD03	MLD04	MLD05	MLD06	MLD07	MLD08	MLD09	MLD10	MLD11	MLD12	MLD13
Alder	\$20.54	\$25.49	\$28.23	\$30.97	\$33.71	\$36.48	\$39.22	\$41.97	\$44.71	\$47.44	\$50.21	\$52.96	\$55.68
Ash White	\$32.47	\$36.66	\$38.84	\$40.98	\$43.14	\$45.31	\$47.47	\$49.63	\$51.80	\$53.96	\$56.11	\$58.26	\$60.47
Birch Red	\$39.83	\$47.25	\$52.02	\$56.84	\$61.62	\$66.43	\$71.22	\$76.03	\$80.84	\$85.64	\$90.42	\$95.24	\$100.04
Birch White	\$17.85	\$21.63	\$24.14	\$26.66	\$29.15	\$31.65	\$34.16	\$36.67	\$39.19	\$41.69	\$44.22	\$46.70	\$49.25
Cedar Knotty	\$33.00	\$37.47	\$39.82	\$42.16	\$44.51	\$46.89	\$49.27	\$51.58	\$53.95	\$56.31	\$58.68	\$61.00	\$63.36
Cherry	\$20.57	\$25.54	\$29.02	\$32.54	\$36.01	\$39.49	\$42.96	\$46.48	\$49.94	\$53.45	\$56.93	\$60.41	\$63.86
Cherry Value	\$18.84	\$23.08	\$26.02	\$28.98	\$31.97	\$34.95	\$37.87	\$40.85	\$43.81	\$46.76	\$49.76	\$52.68	\$55.66
Hickory-Calico	\$17.81	\$21.58	\$23.37	\$25.09	\$26.88	\$28.63	\$30.43	\$32.18	\$33.97	\$35.71	\$37.51	\$39.25	\$41.01
Hickory-Heartwood	\$32.47	\$36.66	\$38.84	\$40.98	\$43.14	\$45.31	\$47.47	\$49.63	\$51.80	\$53.96	\$56.11	\$58.26	\$60.47
Mahogany-African	\$37.66	\$44.13	\$48.11	\$52.15	\$56.17	\$60.18	\$64.21	\$68.22	\$72.24	\$76.28	\$80.26	\$84.31	\$88.29
Maple Hard White-Value	\$16.50	\$19.74	\$21.85	\$24.02	\$26.12	\$28.26	\$30.42	\$32.55	\$34.66	\$36.79	\$38.93	\$41.06	\$43.19
Maple Hard White	\$17.85	\$21.63	\$24.14	\$26.66	\$29.15	\$31.65	\$34.16	\$36.67	\$39.19	\$41.69	\$44.22	\$46.70	\$49.25
Maple Hard White Birdseye	\$37.10	\$43.35	\$47.15	\$50.97	\$54.79	\$58.61	\$62.43	\$66.25	\$70.10	\$73.91	\$77.74	\$81.56	\$85.37
Maple Soft	\$31.91	\$35.88	\$37.86	\$39.82	\$41.78	\$43.77	\$45.71	\$47.69	\$49.63	\$51.53	\$53.57	\$55.54	\$57.51
Oak Red	\$16.74	\$20.06	\$22.20	\$24.30	\$26.40	\$28.52	\$30.65	\$32.75	\$34.89	\$37.02	\$39.12	\$41.23	\$43.36
Oak Red Quarter Sawn	\$35.47	\$40.97	\$44.23	\$47.44	\$50.69	\$53.93	\$57.15	\$60.41	\$63.67	\$66.84	\$70.11	\$73.33	\$76.57
Oak Red Rift	\$34.64	\$39.79	\$42.73	\$45.68	\$48.61	\$51.57	\$54.51	\$57.46	\$60.41	\$63.33	\$66.29	\$69.24	\$72.19
Oak White	\$32.69	\$37.08	\$39.32	\$41.60	\$43.85	\$46.10	\$48.37	\$50.59	\$52.86	\$55.11	\$57.41	\$59.65	\$61.91
Oak White Quarter Sawn	\$41.41	\$48.54	\$52.93	\$57.36	\$61.79	\$66.20	\$70.64	\$75.03	\$79.46	\$83.90	\$88.28	\$92.74	\$97.12
Oak White Rift	\$43.17	\$50.49	\$55.02	\$59.53	\$64.09	\$68.62	\$73.12	\$77.67	\$82.19	\$86.70	\$91.27	\$95.79	\$100.31
Paint Grade	\$16.16	\$18.93	\$20.56	\$22.20	\$23.82	\$25.47	\$27.08	\$28.72	\$30.37	\$32.02	\$33.63	\$35.26	\$36.90
Pine White Clear	\$33.00	\$37.47	\$39.82	\$42.16	\$44.51	\$46.89	\$49.27	\$51.58	\$53.95	\$56.31	\$58.68	\$61.00	\$63.36
Poplar	\$31.33	\$35.11	\$36.89	\$38.64	\$40.41	\$42.19	\$43.96	\$45.72	\$47.49	\$49.28	\$51.02	\$52.82	\$54.58
Red Grandis	\$34.09	\$39.02	\$41.76	\$44.51	\$47.26	\$50.00	\$52.76	\$55.52	\$58.25	\$60.99	\$63.74	\$66.49	\$69.25
Walnut	\$38.95	\$45.52	\$49.49	\$53.51	\$57.54	\$61.56	\$65.57	\$69.57	\$73.59	\$77.61	\$81.62	\$85.64	\$89.64

Unfinished Pricing Per 8' Length


	MLD14	MLD15	MLD16	MLD17	MLD18	MLD19	MLD20	MLD21	MLD22	MLD23	MLD24	MLD25	MLD26
Alder	\$58.44	\$61.18	\$63.94	\$66.68	\$69.42	\$72.19	\$74.94	\$77.70	\$92.17	\$95.38	\$98.62	\$101.88	\$105.09
Ash White	\$62.60	\$64.75	\$66.91	\$69.07	\$71.22	\$86.30	\$75.55	\$77.74	\$91.62	\$94.26	\$96.92	\$99.55	\$102.22
Birch Red	\$104.85	\$109.63	\$114.43	\$119.21	\$124.04	\$128.84	\$133.63	\$138.42	\$155.00	\$160.28	\$165.58	\$170.87	\$176.12
Birch White	\$51.74	\$54.24	\$56.74	\$59.25	\$61.78	\$64.25	\$66.77	\$69.27	\$83.54	\$86.53	\$89.53	\$92.52	\$95.50
Cedar Knotty	\$65.73	\$68.07	\$70.42	\$72.80	\$75.16	\$77.48	\$79.86	\$82.20	\$96.31	\$99.17	\$101.97	\$104.85	\$107.66
Cherry	\$67.35	\$70.85	\$74.34	\$77.83	\$81.29	\$84.81	\$88.27	\$91.77	\$107.01	\$110.96	\$114.94	\$118.91	\$122.91
Cherry Value	\$58.62	\$61.58	\$64.54	\$67.54	\$70.47	\$73.44	\$76.40	\$79.37	\$92.30	\$95.68	\$99.03	\$102.42	\$105.81
Hickory-Calico	\$42.80	\$44.58	\$46.33	\$48.08	\$49.88	\$51.64	\$53.44	\$55.19	\$68.68	\$70.94	\$73.20	\$75.46	\$77.74
Hickory-Heartwood	\$62.60	\$64.75	\$66.91	\$69.07	\$71.22	\$73.40	\$75.55	\$77.74	\$91.62	\$94.26	\$96.92	\$99.55	\$102.22
Mahogany-African	\$92.32	\$96.35	\$100.36	\$104.39	\$108.41	\$112.41	\$116.45	\$120.45	\$136.20	\$140.72	\$145.25	\$149.74	\$154.23
Maple Hard White-Value	\$45.31	\$47.44	\$49.57	\$51.74	\$53.86	\$55.99	\$58.10	\$60.23	\$72.35	\$74.89	\$77.44	\$80.00	\$82.53
Maple Hard White	\$51.74	\$54.24	\$56.74	\$59.25	\$61.78	\$64.25	\$66.77	\$69.27	\$83.54	\$86.53	\$89.53	\$92.52	\$95.50
Maple Hard White Birdseye	\$89.18	\$93.02	\$96.84	\$100.65	\$104.49	\$108.31	\$112.14	\$115.96	\$131.53	\$135.82	\$140.14	\$144.44	\$148.78
Maple Soft	\$59.47	\$61.44	\$63.38	\$65.34	\$67.32	\$69.30	\$71.23	\$73.22	\$86.93	\$89.39	\$91.83	\$94.27	\$96.75
Oak Red	\$45.49	\$47.56	\$49.74	\$51.84	\$53.94	\$56.06	\$58.17	\$60.27	\$74.13	\$76.76	\$79.34	\$81.97	\$84.54
Oak Red Quarter Sawn	\$79.82	\$83.05	\$86.26	\$89.45	\$92.76	\$95.97	\$99.22	\$102.45	\$117.45	\$121.16	\$124.88	\$128.61	\$132.32
Oak Red Rift	\$75.09	\$78.07	\$81.01	\$83.96	\$86.90	\$89.83	\$92.77	\$95.72	\$110.38	\$113.83	\$117.25	\$120.70	\$124.11
Oak White	\$64.16	\$66.41	\$68.67	\$70.94	\$73.20	\$75.44	\$77.72	\$79.98	\$93.99	\$96.71	\$99.43	\$102.20	\$104.95
Oak White Quarter Sawn	\$101.55	\$106.00	\$110.38	\$114.83	\$119.26	\$123.66	\$128.10	\$132.50	\$149.83	\$154.80	\$159.76	\$164.70	\$169.66
Oak White Rift	\$104.85	\$109.33	\$113.88	\$118.41	\$122.93	\$127.48	\$132.01	\$136.53	\$154.62	\$159.72	\$164.79	\$169.88	\$174.98
Paint Grade	\$38.52	\$40.19	\$41.79	\$43.43	\$45.08	\$46.70	\$48.35	\$49.95	\$64.14	\$66.31	\$68.45	\$70.62	\$72.78
Pine White Clear	\$65.73	\$68.07	\$70.42	\$72.80	\$75.16	\$77.48	\$79.86	\$82.20	\$96.31	\$99.17	\$101.97	\$104.85	\$107.66
Poplar	\$56.34	\$58.10	\$59.87	\$61.63	\$63.42	\$65.18	\$66.94	\$68.70	\$82.22	\$84.49	\$86.73	\$89.01	\$91.28
Red Grandis	\$71.98	\$74.73	\$77.46	\$80.22	\$82.98	\$85.71	\$88.47	\$91.22	\$105.72	\$108.94	\$112.16	\$115.41	\$118.64
Walnut	\$93.66	\$97.70	\$101.67	\$105.70	\$109.69	\$113.73	\$117.74	\$121.76	\$138.08	\$142.61	\$147.15	\$151.68	\$156.21

Find the MLD number listed under each moulding sketch to determine the unfinished price per 8' length.

(See page 102 for all finishing costs based on the FIN and GLZ number listed under each moulding sketch.)

**93" guaranteed to be free of defect. 10/12' lengths available upon request; must ship on a common carrier. Additional charges will apply for over length**

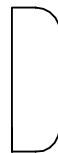
Trim Moulding



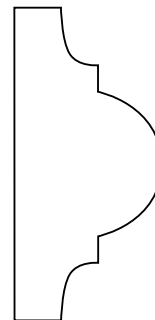
**V-21**  
1 1/8" Scribe  
MLD03  
FIN01  
GLZ01



**V-22**  
3/4" Scribe  
MLD01  
FIN01  
GLZ01



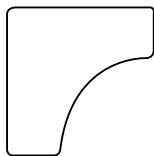
**V-23**  
3/4" Double Scribe  
MLD01  
FIN01  
GLZ01



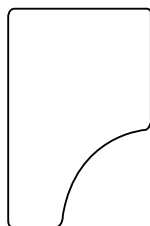
**V-67**  
1 5/8" x 3/4" Moulding  
MLD06  
FIN02  
GLZ02



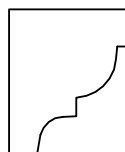
**V-51**  
3" Scibe  
MLD05  
FIN02  
GLZ02



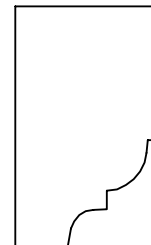
**V-20**  
3/4" Cove  
MLD02  
FIN01  
GLZ01



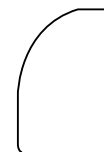
**V-19**  
1 1/8" Cove  
MLD03  
FIN02  
GLZ02



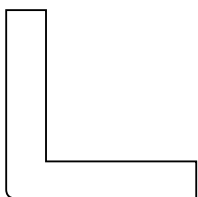
**V-15**  
3/4" Moulding  
MLD02  
FIN01  
GLZ01



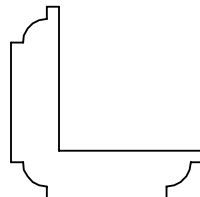
**V-8**  
1 1/4" Moulding  
MLD03  
FIN02  
GLZ02



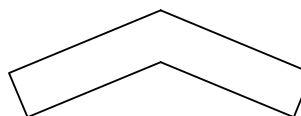
**V-10**  
3/4" Shoe  
MLD02  
FIN01  
GLZ01



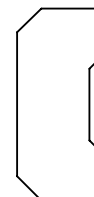
**V-34**  
1" Outside Corner  
MLD12  
FIN03  
GLZ03



**V-88**  
1" Outside Corner  
MLD17  
FIN04  
GLZ04



**V-37**  
135° Outside Corner  
MLD13  
FIN03  
GLZ03

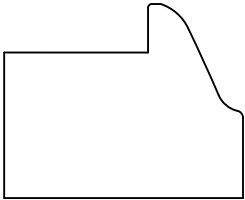


**V-52**  
1" Split Cabinet  
MLD04  
FIN02  
GLZ02

93" guaranteed to be free of defect.

10/12' lengths available upon request; must ship on a common carrier. Additional charges will apply for over length

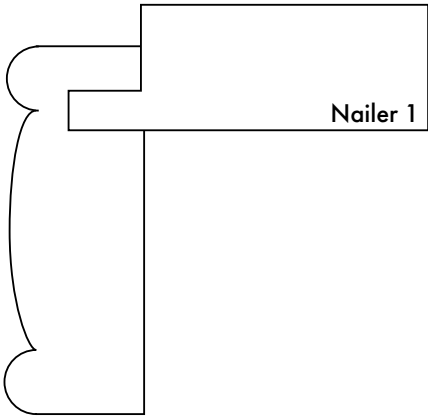
Trim Moulding



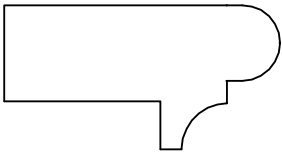
**V-157**  
1 1/4" Under Cabinet  
MLD13  
FIN03  
GLZ03



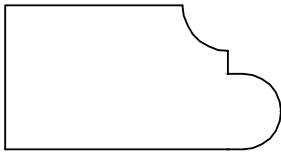
**V-12**  
2 3/8" Chair Rail  
MLD08  
FIN03  
GLZ03



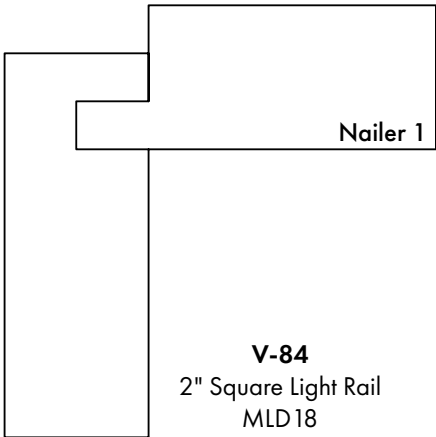
**V-62**  
2" Light Rail  
MLD18  
FIN04  
GLZ04



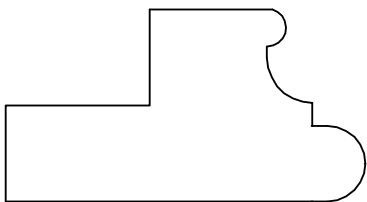
**V-63**  
1 7/8" Wainscot Cap  
MLD07  
FIN02  
GLZ02



**V-76**  
1 7/8" Under Cabinet Moulding  
MLD07  
FIN02  
GLZ02



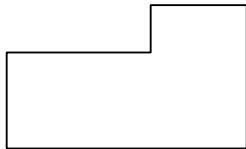
**V-84**  
2" Square Light Rail  
MLD18  
FIN04  
GLZ04



**V-26**  
1 7/8" Wide x 1" Thick Under Cabinet Moulding  
MLD13  
FIN03  
GLZ03



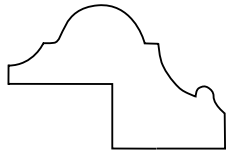
**V-48**  
1 1/8" Under Cabinet  
MLD03  
FIN02  
GLZ02



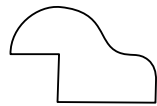
**V-49**  
1 1/4" Under Cabinet  
MLD07  
FIN02  
GLZ02

93" guaranteed to be free of defect.  
10/12' lengths available upon request; must ship on a common carrier. Additional charges will apply for over length

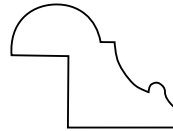
Applied Moulding



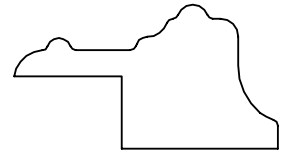
**V-100**  
1 1/8" Door Moulding  
MLD07  
FIN02  
GLZ02




**V-105**  
3/4" Door Moulding  
MLD06  
FIN01  
GLZ01



**V-109**  
7/8" Door Moulding  
MLD06  
FIN02  
GLZ02



**V-126**  
1 3/8" Door Moulding  
MLD08  
FIN02  
GLZ02



**V-114**  
3/8" Door Moulding  
MLD02  
FIN01  
GLZ01



**V-116**  
1/4" x 1/2" Door Moulding  
MLD02  
FIN01  
GLZ01



**V-125**  
3/4" Door Moulding  
MLD06  
FIN01  
GLZ01



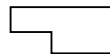
**V-127**  
5/8" Door Moulding  
MLD05  
FIN01  
GLZ01



**V-102**  
5/8" Door Moulding  
MLD02  
FIN01  
GLZ01



**SR-107**  
3/4" Door Moulding  
MLD02  
FIN01  
GLZ01



**V-108**  
5/8" Wood Retainer Strip  
MLD02  
FIN01  
GLZ01



**V-106**  
3/8" Door Rope Moulding  
FIN01  
GLZ01

Applied Moulding  
Unfinished Pricing Per 8' Length

Can only be sold in 8' lengths

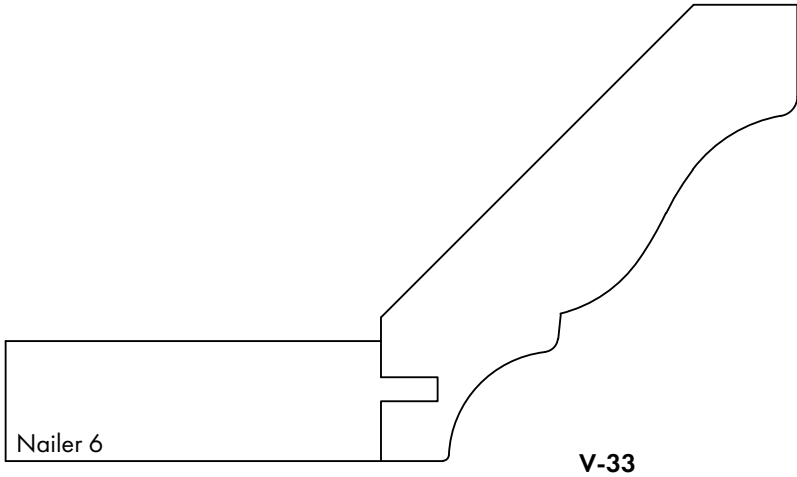
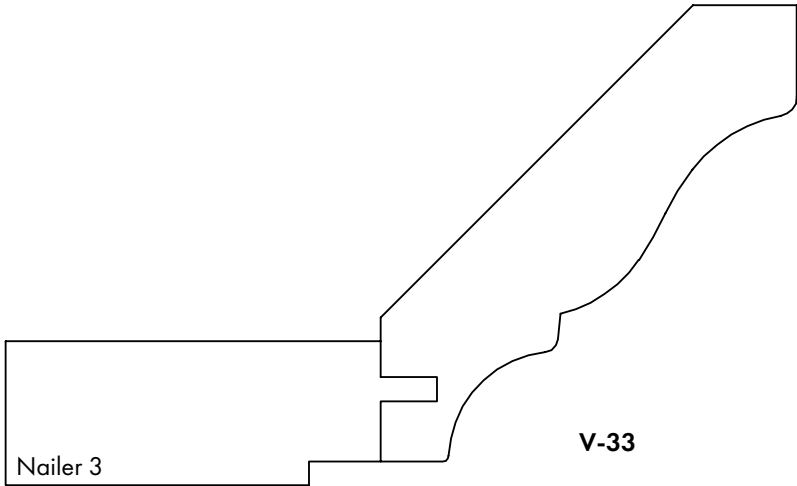
	V-106
Alder	\$29.25
Cherry	\$29.25
Maple Hard White	\$29.16
Oak Red	\$23.15
Paint Grade	\$29.16

**Nailer Options**

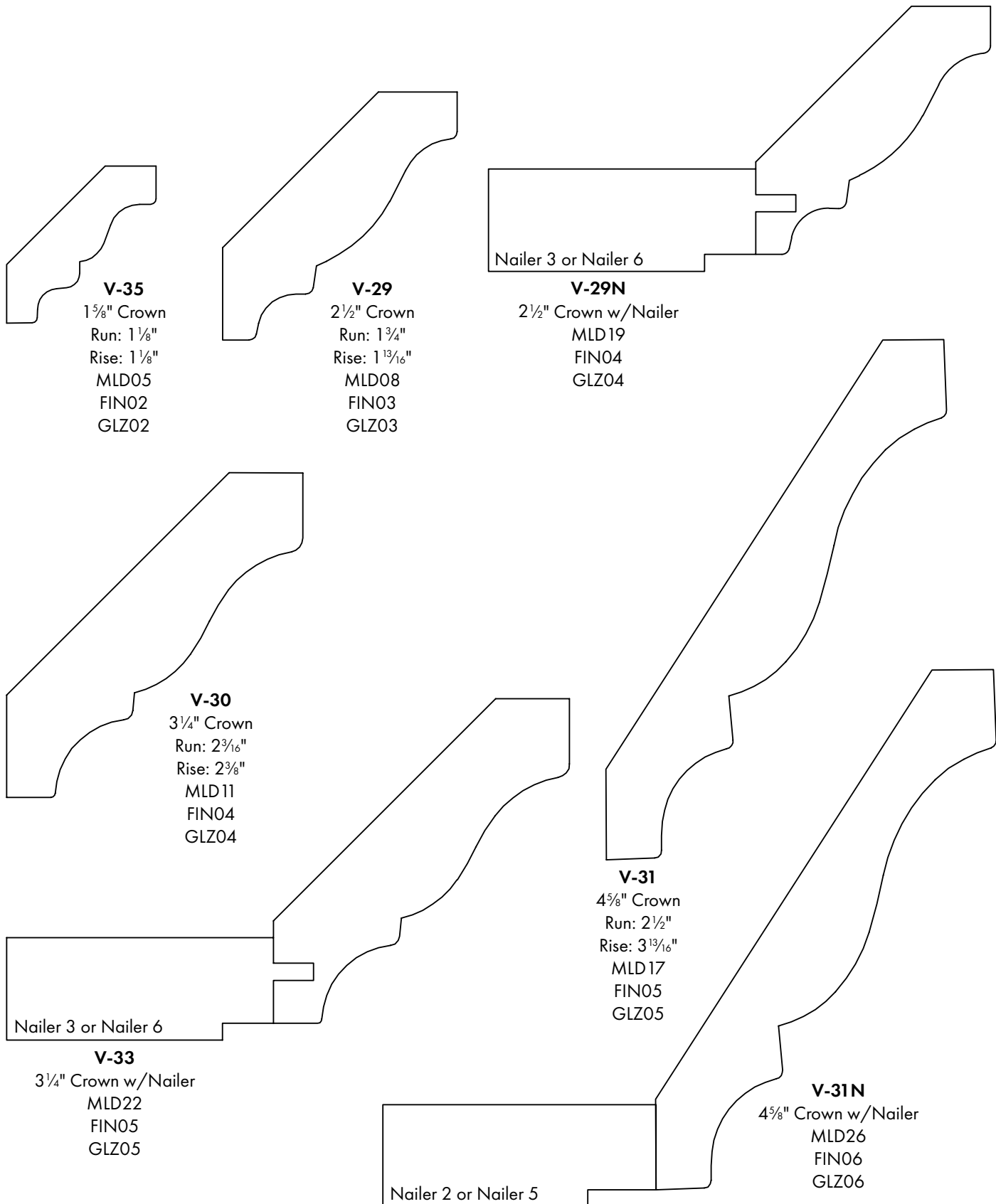
All crown nailers will now have a second option for mounting to a faceless cabinet. Our standard nailers will be either Nailer 2 or 3 depending on the moulding selected. You must specify if you would like the optional nailer.

**Nailer 2 and 3: has indent for a framed cabinet**

**Nailer 5 and 6: flat for a faceless cabinet**



Crown Moulding



**V-35**

1 5/8" Crown  
Run: 1 1/8"  
Rise: 1 1/8"  
MLD05  
FIN02  
GLZ02

**V-29**

2 1/2" Crown  
Run: 1 3/4"  
Rise: 1 13/16"  
MLD08  
FIN03  
GLZ03

**V-29N**

2 1/2" Crown w/Nailer  
MLD19  
FIN04  
GLZ04

**V-30**

3 1/4" Crown  
Run: 2 3/16"  
Rise: 2 3/8"  
MLD11  
FIN04  
GLZ04

**V-31**

4 5/8" Crown  
Run: 2 1/2"  
Rise: 3 13/16"  
MLD17  
FIN05  
GLZ05

**V-33**

3 1/4" Crown w/Nailer  
MLD22  
FIN05  
GLZ05

**V-31N**

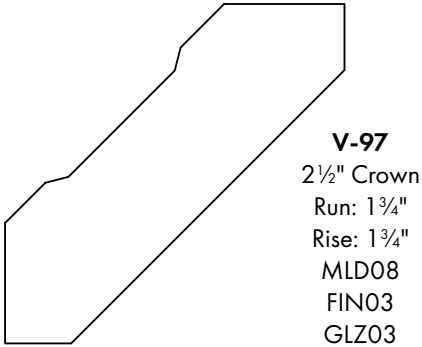
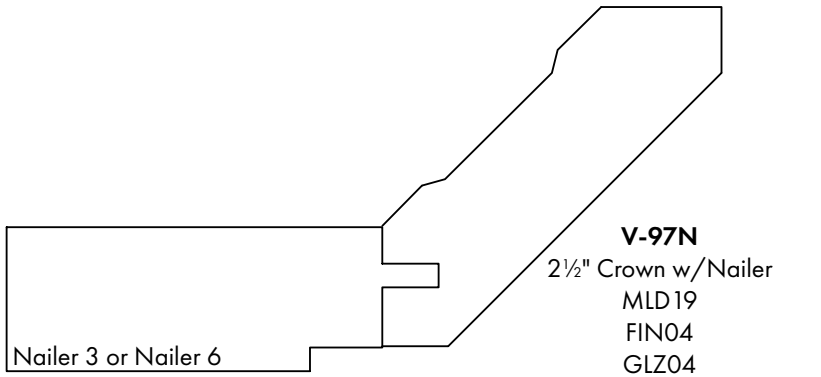
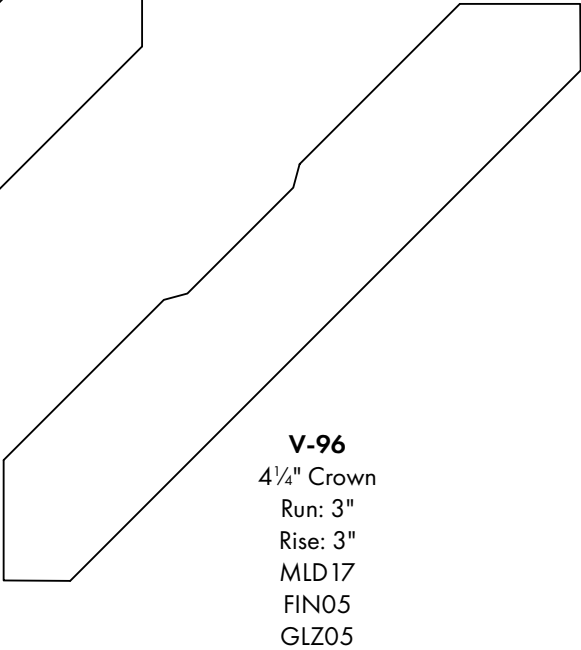
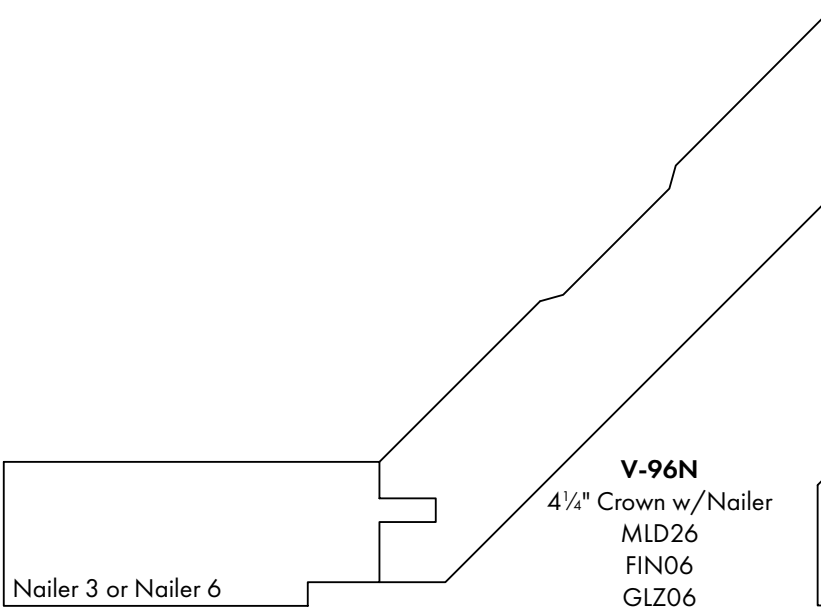
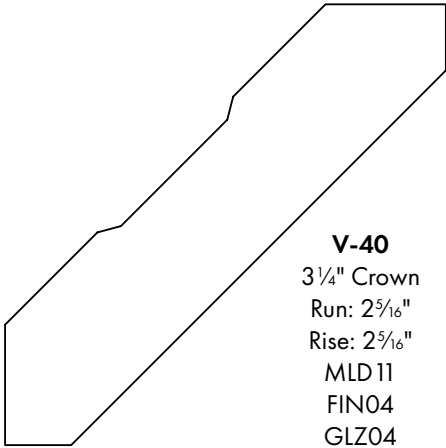
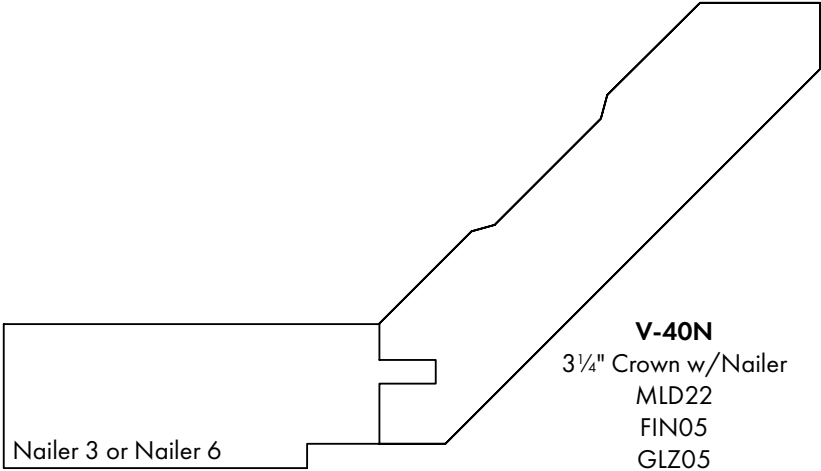
4 5/8" Crown w/Nailer  
MLD26  
FIN06  
GLZ06

93" guaranteed to be free of defect.

10/12' lengths available upon request; must ship on a common carrier. Additional charges will apply for over length

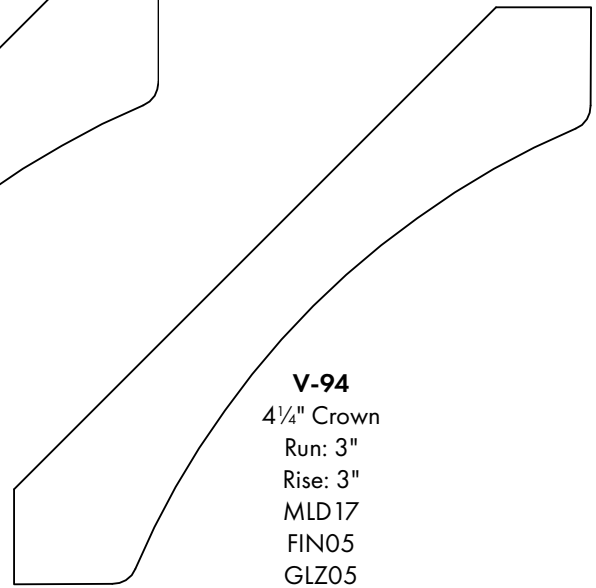
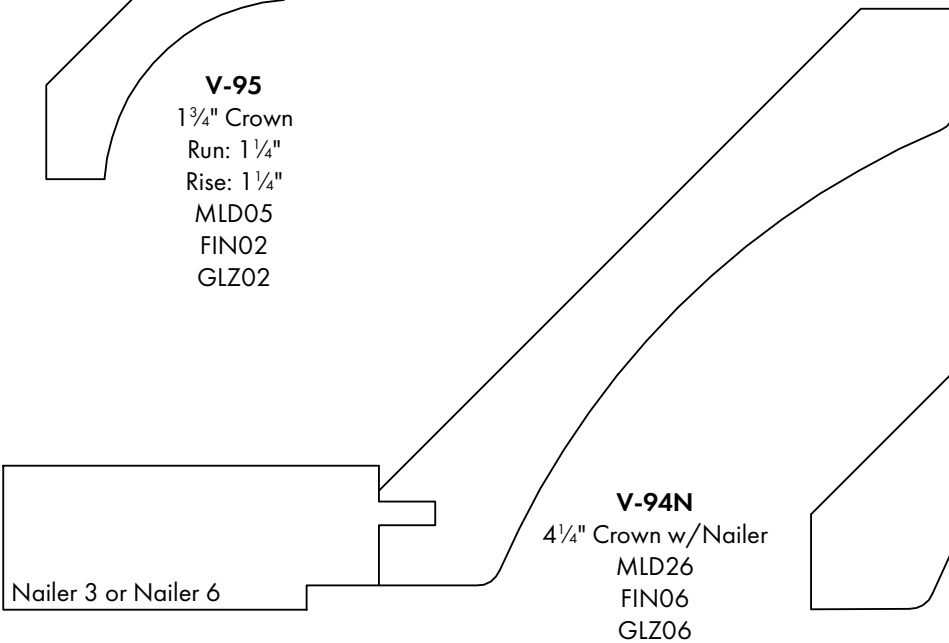
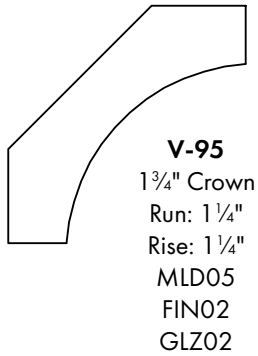
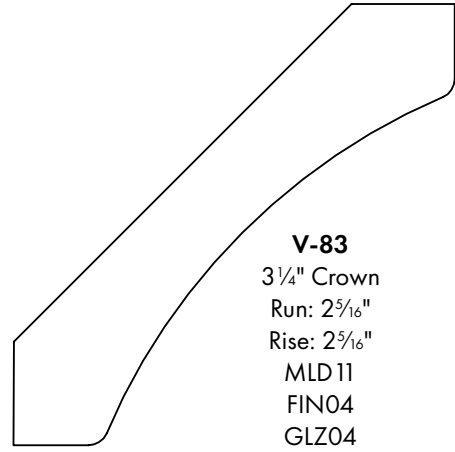
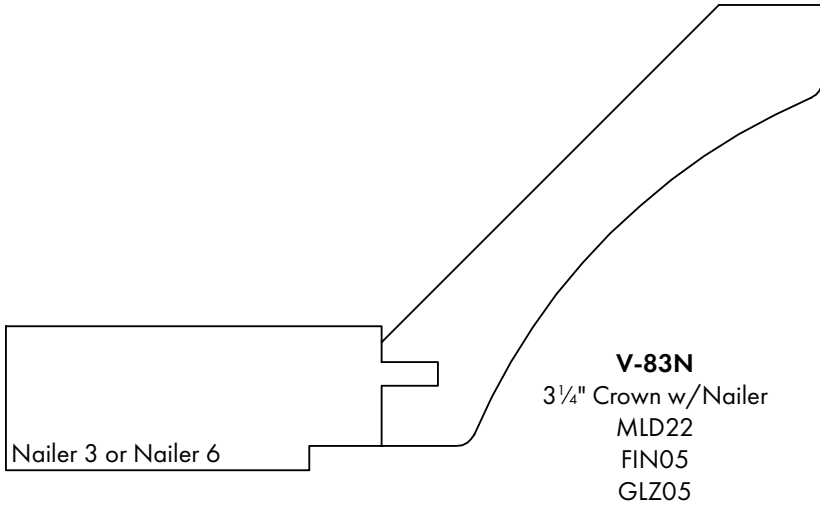


Crown Moulding



93" guaranteed to be free of defect.  
10/12' lengths available upon request; must ship on a common carrier. Additional charges will apply for over length

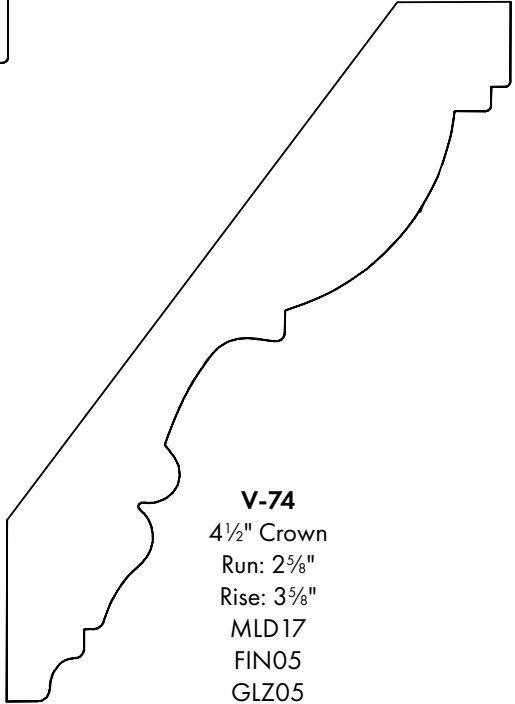
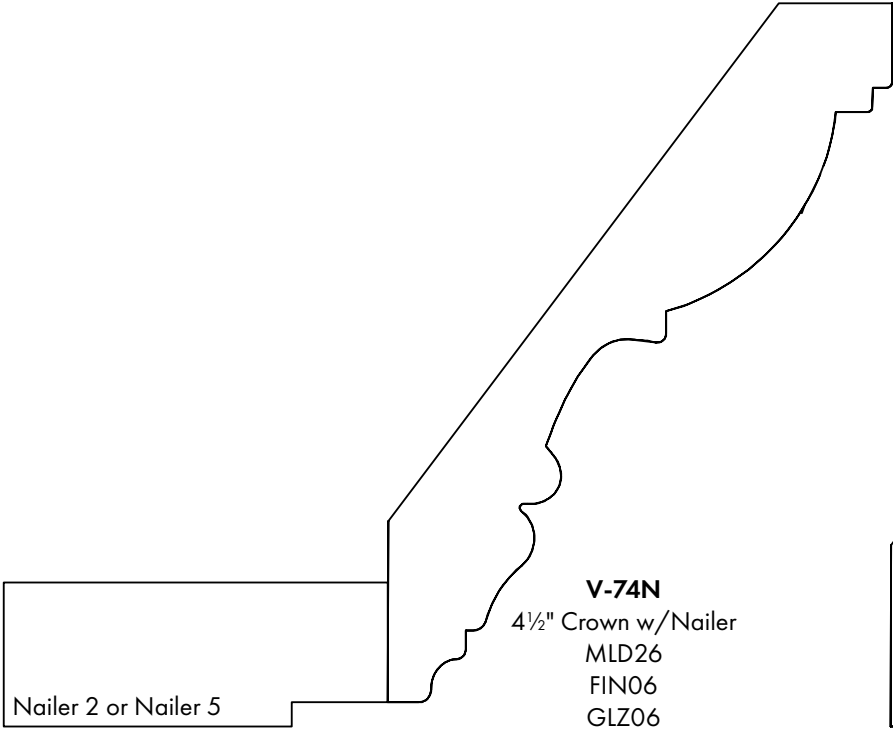
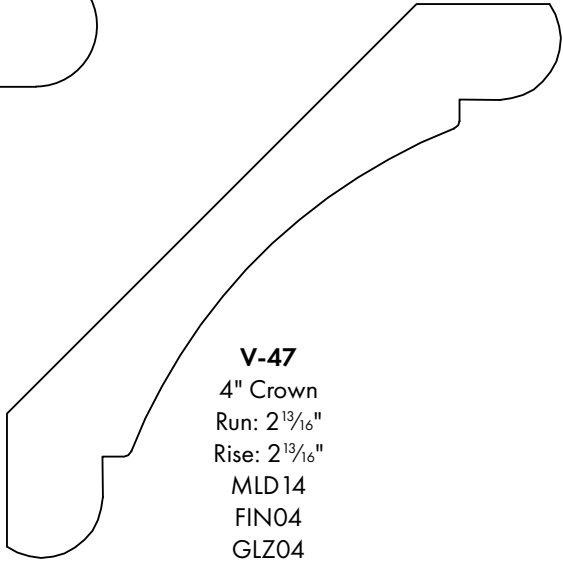
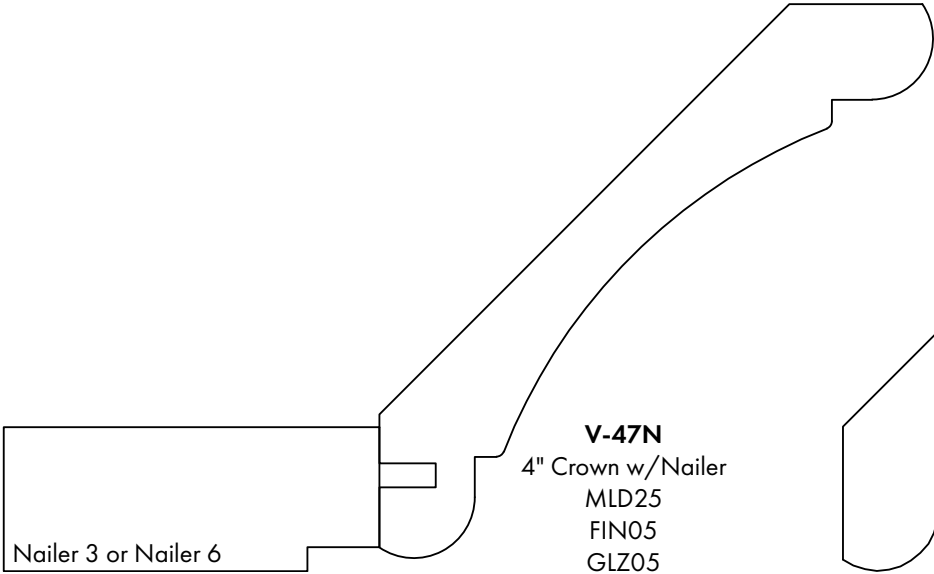
Crown Moulding



93" guaranteed to be free of defect.

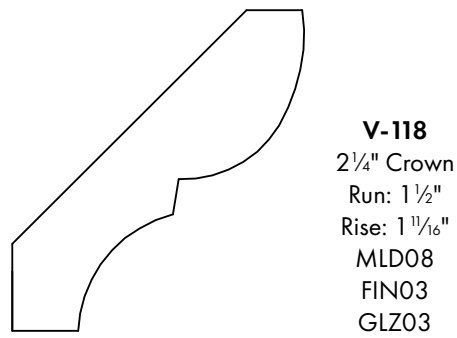
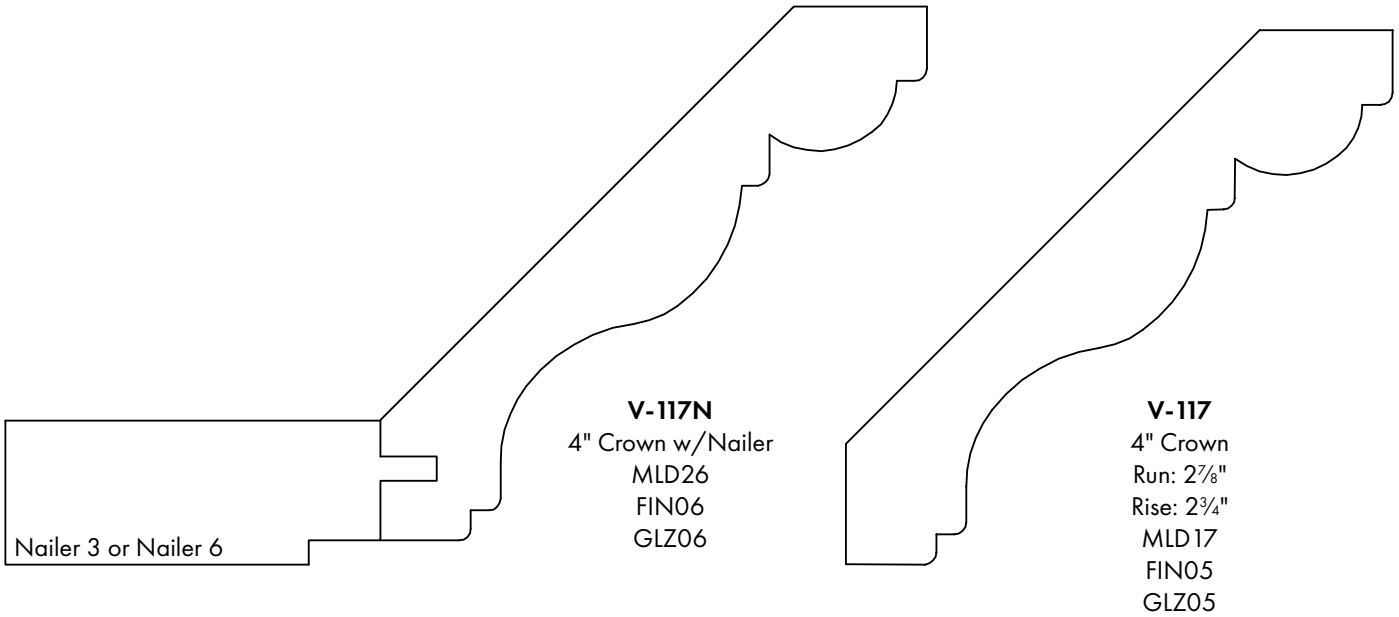
10/12' lengths available upon request; must ship on a common carrier. Additional charges will apply for over length

Crown Moulding



93" guaranteed to be free of defect.  
10/12' lengths available upon request; must ship on a common carrier. Additional charges will apply for over length

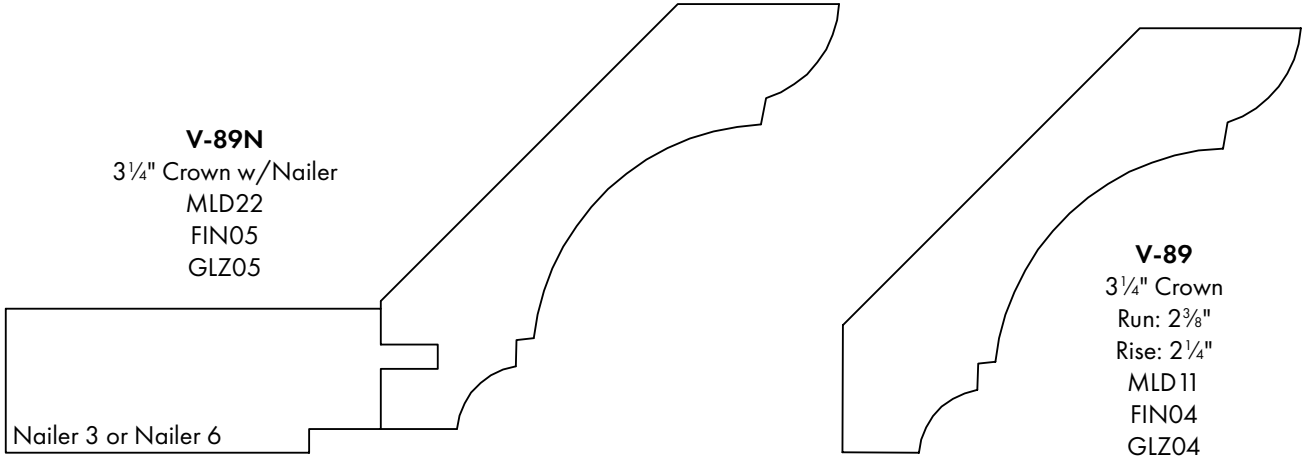
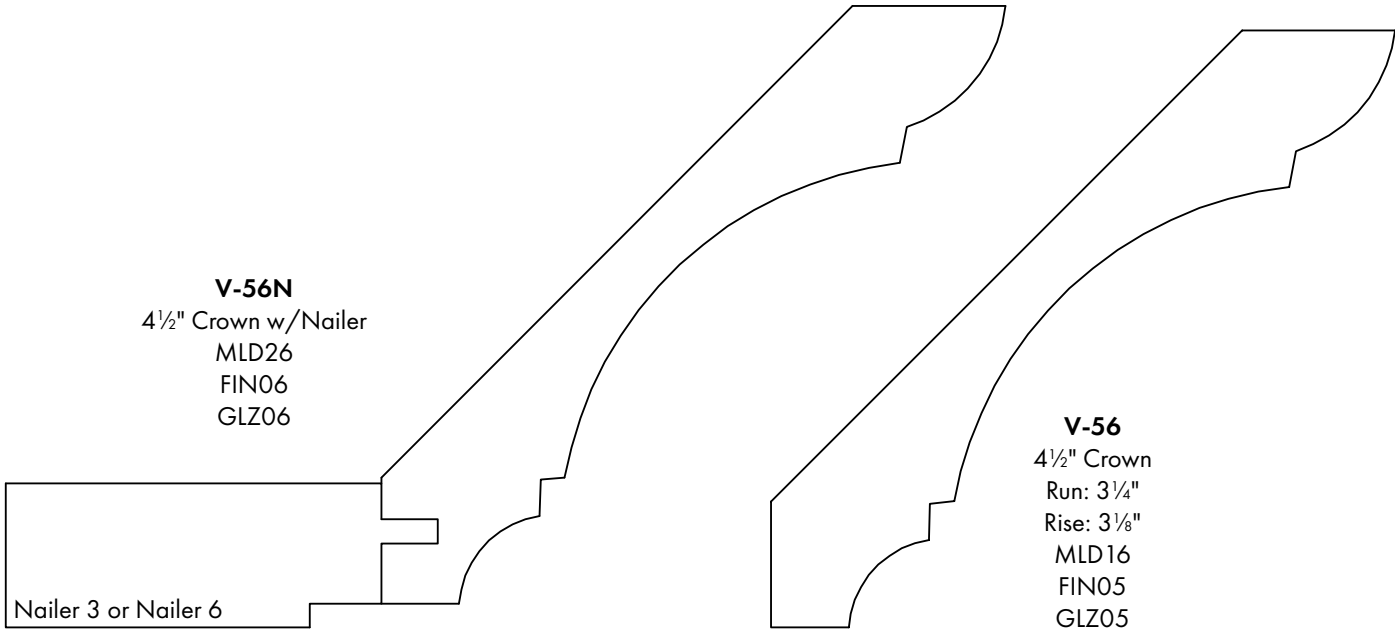
### Crown Moulding



93" guaranteed to be free of defect.

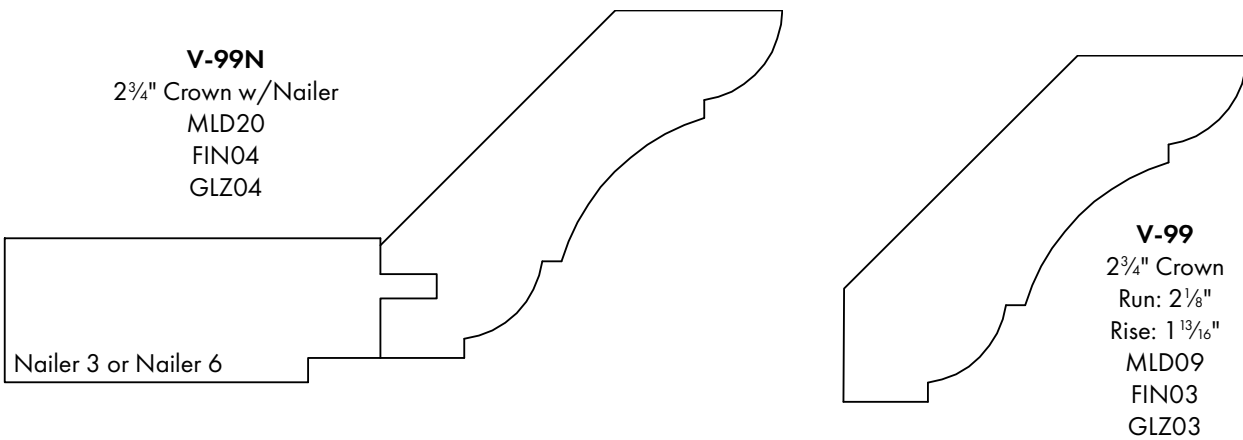
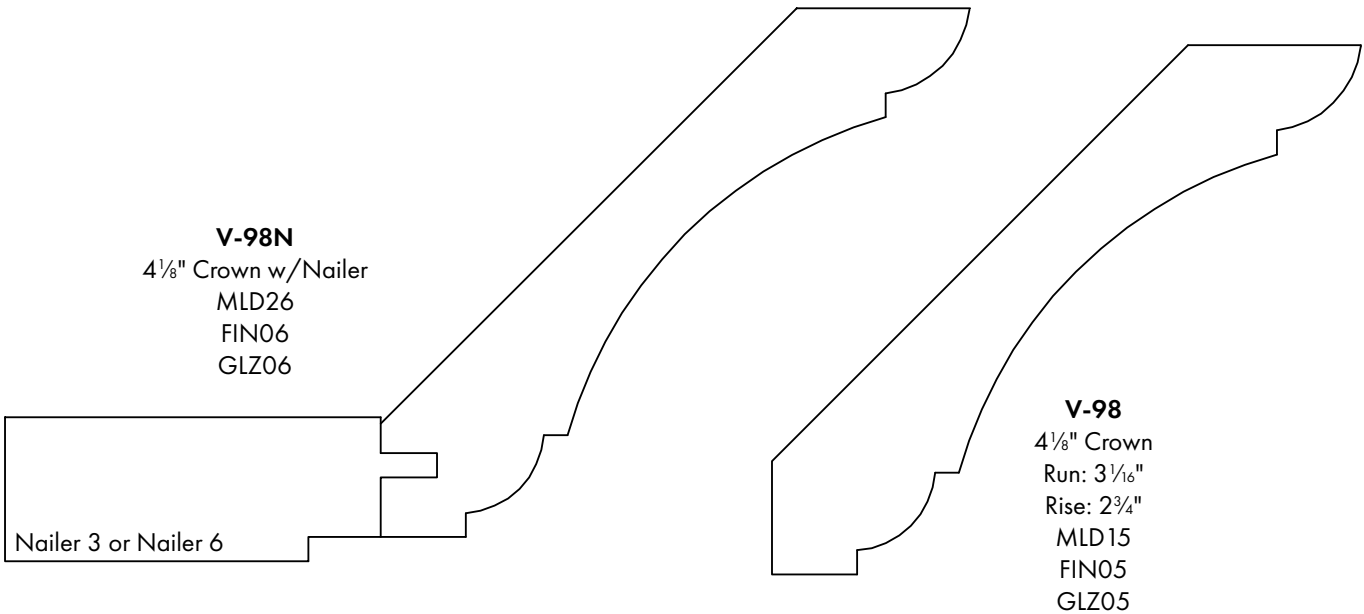
10/12' lengths available upon request; must ship on a common carrier. Additional charges will apply for over length

Crown Moulding



93" guaranteed to be free of defect.  
10/ 12' lengths available upon request; must ship on a common carrier. Additional charges will apply for over length

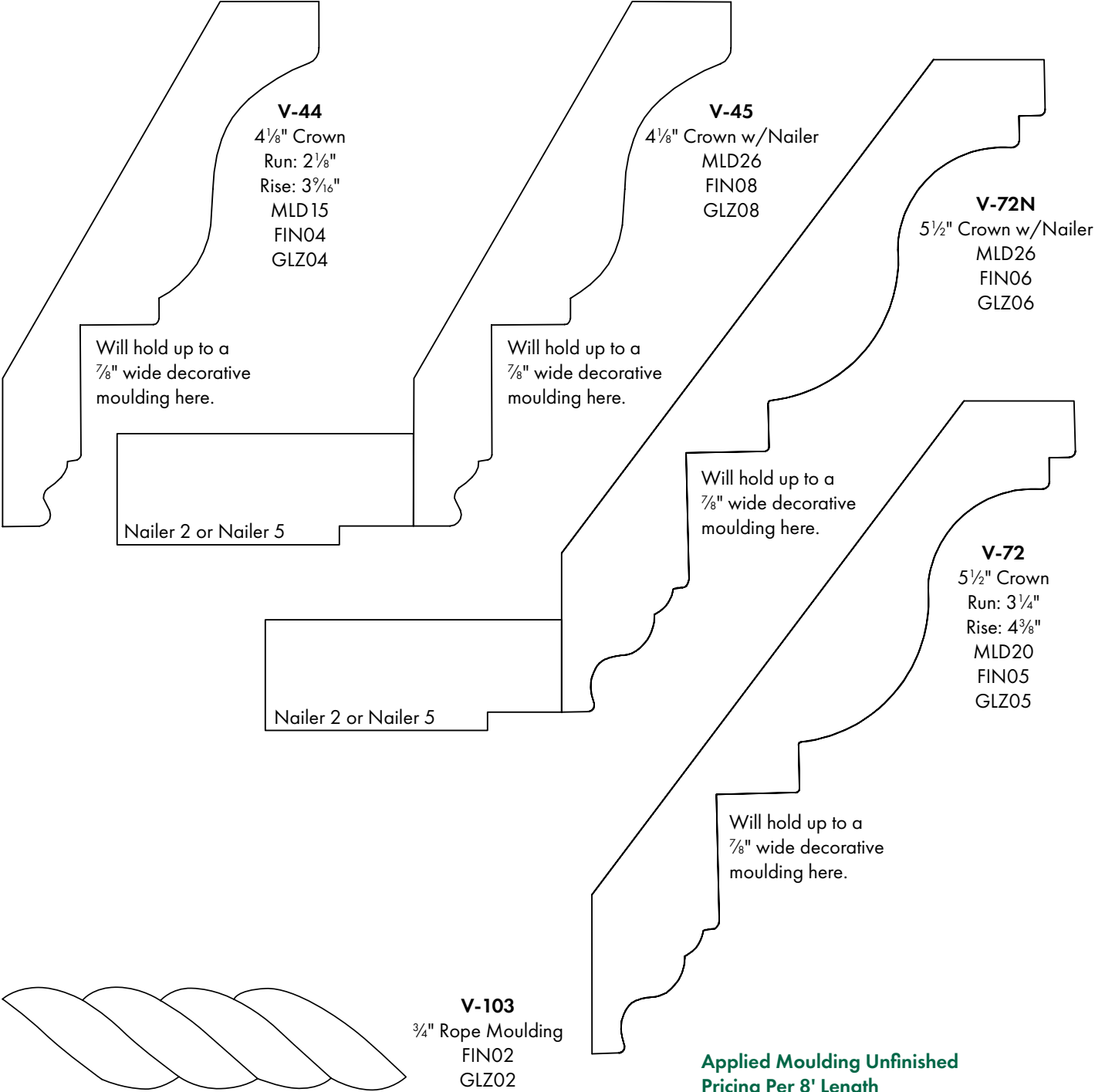
Crown Moulding



93" guaranteed to be free of defect.

10/12' lengths available upon request; must ship on a common carrier. Additional charges will apply for over length

**Crown Moulding**



**Applied Moulding Unfinished Pricing Per 8' Length**


Only available in 8' Lengths

	V-103
Alder	\$33.32
Cherry	\$33.32
Maple Hard White	\$29.46
Oak Red	\$25.80
Paint Grade	\$26.96


93" guaranteed to be free of defect.

10/12' lengths available upon request; must ship on a common carrier. Additional charges will apply for over length

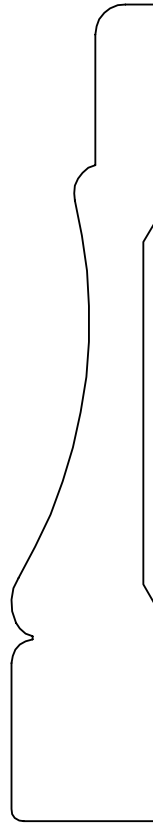
Base/Casing



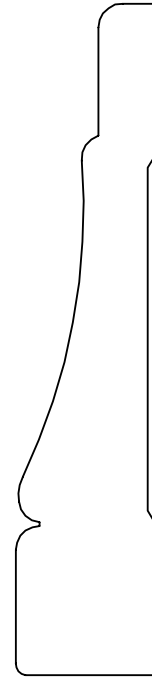
**V-122**  
4½" Base  
MLD16  
FIN05  
GLZ05




**V-123**  
3½" Base  
MLD12  
FIN04  
GLZ04



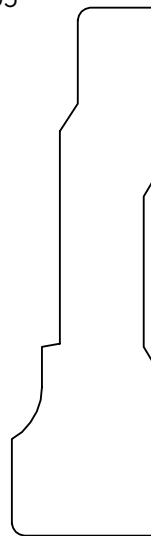
**V-119**  
4¼" Base  
MLD16  
FIN05  
GLZ05



**V-120**  
3½" Base  
MLD12  
FIN04  
GLZ04



**V-121**  
2¼" Base  
MLD07  
FIN03  
GLZ03



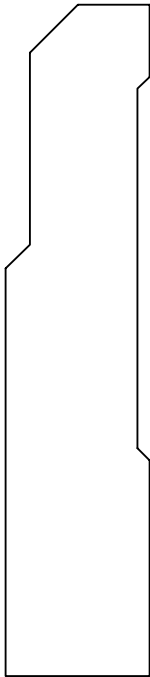
**V-124**  
2¾" Base  
MLD09  
FIN03  
GLZ03

93" guaranteed to be free of defect.

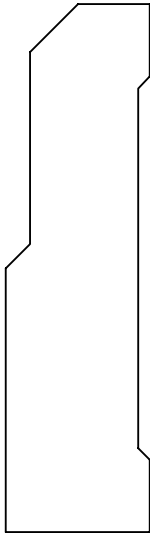
10/12' lengths available upon request; must ship on a common carrier. Additional charges will apply for over length



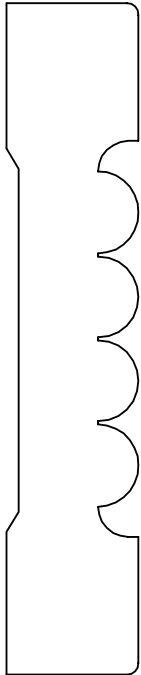
Base/Casing



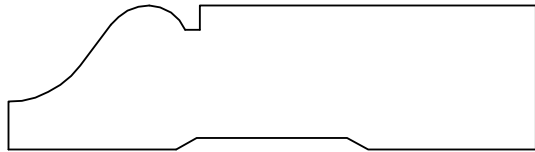
**V-81**  
3 1/2" Casing  
MLD12  
FIN04  
GLZ04




**V-82**  
2 3/4" Casing  
MLD09  
FIN03  
GLZ03



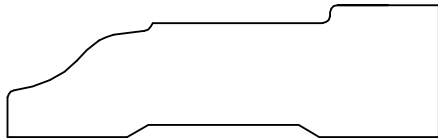
**V-70**  
3 1/2" Fluted Casing  
MLD12  
FIN04  
GLZ04




**V-93**  
2 3/4" Casing  
MLD09  
FIN03  
GLZ03




**V-54**  
4" Base  
MLD14  
FIN05  
GLZ05



**V-41**  
2 1/4" Casing  
MLD07  
FIN03  
GLZ03




**V-43**  
2 3/4" Casing  
MLD09  
FIN03  
GLZ03




**V-46**  
3 1/2" Base  
MLD12  
FIN04  
GLZ04

93" guaranteed to be free of defect.  
10/12' lengths available upon request; must ship on a common carrier. Additional charges will apply for over length


Base/Casing




**V-2**  
2<sup>7</sup>/<sub>8</sub>" Base  
MLD10  
FIN03  
GLZ03



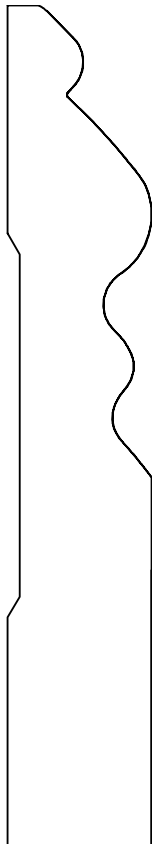
**V-5**  
2" Casing  
MLD06  
FIN03  
GLZ03



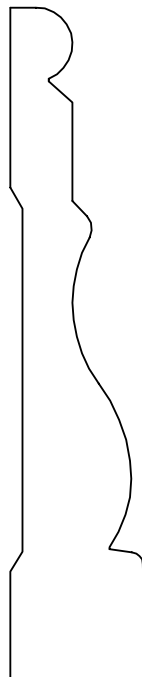
**V-92**  
4<sup>1</sup>/<sub>2</sub>" Base  
MLD16  
FIN05  
GLZ05




**V-91**  
3<sup>1</sup>/<sub>4</sub>" Base  
MLD10  
FIN04  
GLZ04



**V-68**  
4<sup>7</sup>/<sub>16</sub>" Base  
MLD16  
FIN05  
GLZ05



**V-80**  
3<sup>1</sup>/<sub>2</sub>" Base  
MLD12  
FIN04  
GLZ04



**V-53**  
2<sup>3</sup>/<sub>4</sub>" Base  
MLD09  
FIN03  
GLZ03



**V-42**  
2<sup>1</sup>/<sub>4</sub>" Casing  
MLD07  
FIN03  
GLZ03

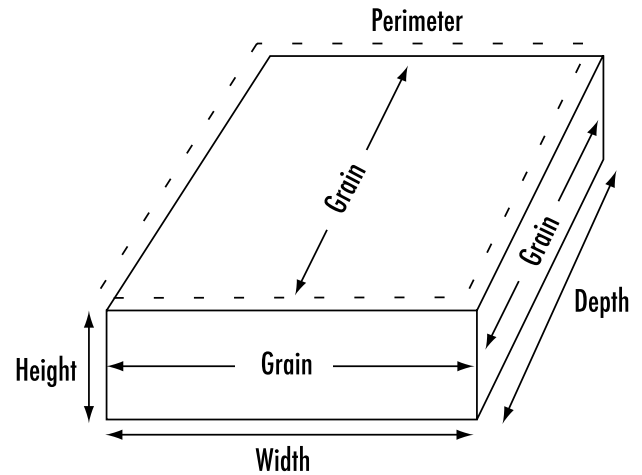
93" guaranteed to be free of defect.

10/12' lengths available upon request; must ship on a common carrier. Additional charges will apply for over length

All boxes are built to your size specifications and may be ordered either assembled or unassembled, finished (clear coat) or unfinished, with or without bottoms. For added strength on assembled boxes, we will apply hotmelt adhesive to the bottom of the bottom panel along the sides (not the front or back). There will be no hotmelt in the corners.

We can also provide notching for undermount tracks, scoop fronts, spice tray inserts, silverware tray inserts, utility tray inserts, drawer tracks, peg board inserts and more. See pages 122–124 for descriptions and pricing options. Please feel free to contact our customer service department with any questions regarding pricing or special custom features that are not shown in our book. We welcome all special requests!

**Warranty Information:** Our drawer boxes are guaranteed to be free from defect in material and workmanship for one year from the date of shipment. Size tolerance will be + or - 1/32".



### Basic Pricing Procedure

There are two sets of charges that must be used to figure the cost for drawer box parts:

1. Side Material
2. Bottom Material

#### 1. The Side Material charge is priced by the perimeter inch.

- Round-up the width and depth measurements to the next whole inch, then add all four dimensions together to get the total number of inches.
- Using the pricing table for Drawer Box Side Material, find the wood species and drawer box height for the drawer box being priced. Multiply the cost listed by the total number of perimeter inches. This will give the cost for the dovetail drawer box sides.

#### 2. The Bottom Material charge is priced by the square foot.

- Round up the width and depth measurements to the next whole inch, then divide by 144. Multiply this number by the square foot cost for the bottom panel material species listed in the Drawer Box Bottom Pricing Table.
- There are additional upcharges for Assembly, Finishing, Notching, etc. See page 120 and 121 for option pricing.

### Figuring Drawer Box Size

Width: Undermount tracks subtract 3/8" from opening  
 Side mount tracks subtract 1 1/16" from opening  
 Height: Subtract 1" from opening

### Sample Pricing

#### Drawer Box Size:

12-3/8" wide x 18" deep x 4-5/8" high

#### Side Material Pricing (Standard Mixed)

(13" + 13" + 18" + 18" = 62")

62 perimeter inches

x 0.489(4-5/8" height)

= \$30.32 Total Cost for Side Material

#### 1/4" Bottom Pricing (Standard Birch C4)

13" x 18" = 234/144 = 1.625 sq. ft.

1.625 sq. ft.

x \$2.89

= \$4.70 Total Cost for Bottom Material

#### Totals with Upcharges

+ \$30.32 (side material)

+ \$4.70 (bottom material)

+ \$11.80 (assembly)

+ \$1.80 (notching)

+ \$13.85 (clear coat)

**\$62.47 Total List Cost**

Side Material	Standard Grade Not Selected for Color/List Price Per Inch				Select Grade Selected for Color/List Price Per Perimeter Inch						
	Height	Standard Mixed	All Birch	Cherry	Walnut	Red Oak	Hard Maple	Cherry	Hickory	White Oak	Walnut
2" - 3"	\$0.381	\$0.399	\$0.449	\$0.677	\$0.488	\$0.529	\$0.608	\$0.545	\$0.529	\$0.850	\$0.529
3 1/8" - 4"	\$0.431	\$0.452	\$0.531	\$0.831	\$0.587	\$0.640	\$0.744	\$0.658	\$0.640	\$1.065	\$0.640
4 1/8" - 5"	\$0.489	\$0.515	\$0.623	\$1.001	\$0.691	\$0.758	\$0.890	\$0.782	\$0.758	\$1.296	\$0.758
5 1/8" - 6"	\$0.544	\$0.569	\$0.707	\$1.155	\$0.786	\$0.869	\$1.031	\$0.901	\$0.869	\$1.514	\$0.869
6 1/8" - 7"	\$0.677	\$0.711	\$0.902	\$1.494	\$1.007	\$1.116	\$1.331	\$1.156	\$1.116	\$1.975	\$1.116
7 1/8" - 8"	\$0.737	\$0.775	\$0.997	\$1.660	\$1.121	\$1.242	\$1.489	\$1.289	\$1.242	\$2.226	\$1.242
8 1/8" - 9"	\$0.866	\$0.910	\$1.188	\$1.999	\$1.339	\$1.489	\$1.788	\$1.545	\$1.489	\$2.691	\$1.489
9 1/8" - 10"	\$0.931	\$0.979	\$1.294	\$2.215	\$1.460	\$1.631	\$1.961	\$1.688	\$1.631	\$2.960	\$1.631
10 1/8" - 11"	\$1.078	\$1.132	\$1.510	\$2.587	\$1.706	\$1.906	\$2.303	\$1.980	\$1.906	\$3.491	\$1.906
11 1/8" - 12"	\$1.151	\$1.209	\$1.626	\$2.783	\$1.839	\$2.055	\$2.488	\$2.137	\$2.055	\$3.783	\$2.055

Bottom Panels

1/4" Material	Grade	List Cost Per Sq. Ft.
Birch (Standard Grade)	C-4	\$2.89
Ash	A-2	\$6.02
Cherry	A-4	\$6.60
Hickory	A-2	\$4.97
Hard White Maple	A-4	\$4.64
Red Oak	A-4	\$4.25
Walnut	A-2	\$7.61
White Oak	A-2	\$5.90
1/2" Material	Grade	List Cost Per Sq. Ft.
Birch	C-4	\$3.63
Cherry	A-2	\$11.15
Hickory	A-2	\$10.15
Red Oak	A-2	\$8.20
Sel Maple	A-2	\$7.41
Walnut	A-1	\$9.52

Option Upcharges	List Cost Per Box
Assembly	\$11.80
Finishing - Clear Coat	\$13.85
Notching for Undermount Tracks*	\$1.80
Scoop Front	\$4.30
Pullout Front	\$5.40

\*Price for 1 3/8" notch only. Custom notching is available.

- Bottoms and backs of boxes are not finished.
- Standard Mixed material will be a mix of standard birch and paint grade maple material.
- Standard Grade material will be a mix of colors whereas Select Grade materials will be mostly uniform in color.

Dovetail Drawer Boxes are constructed using 5/8" thick with 1/2" wide Dovetail Joints.



Minimum Sizes

Width: 4 1/2" Depth: 5" Height: 2"  
If using Blum Undermount tracks, minimum width of 7 1/16".


Maximum Sizes

Width: 48" Depth: 48" Height: 11"  
If height must exceed 11", height must be a whole number with 20" maximum when using 1/4" thick bottoms. If using 1/2" thick bottoms, height must be 11-1/4" with 1" increments and maximum height of 19-1/4". Add \$25 each above 11"

Standard Depths for Drawer Boxes

Kitchen Cabinets: 21" Vanities: 18"



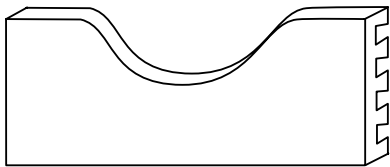


**U-Shape Box**

Modify the drawer box to fit around pipes or other obstructions by using a U-Shape Box construction.

**Add \$90.00 per box.**  
(Does not include price of drawer box.)


**Options**



**Scoop Fronts**

1 7/8" Deep, 5 1/2" Wide  
Minimum Box Height 2 3/4"

**\$4.30 per box**



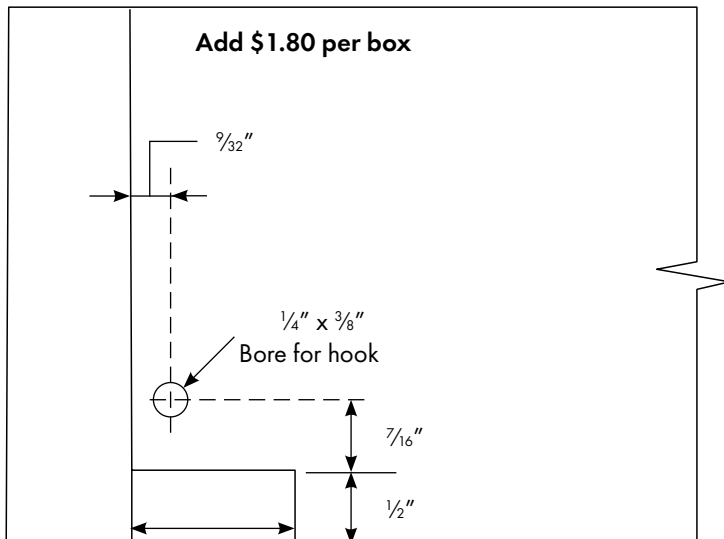
**Pullout Fronts**

**\$5.40 per box**

Pullouts come standard with 7/8" extended front to cover drawer tracks.

NOTE: We will add the 7/8" to the drawer box size you give us.

**Notching for Undermount Drawer Tracks\*\***



**Add \$1.80 per box**

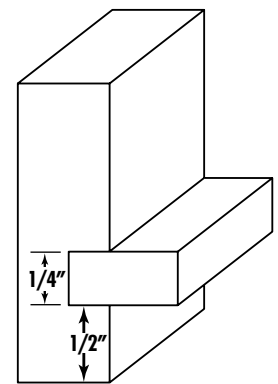
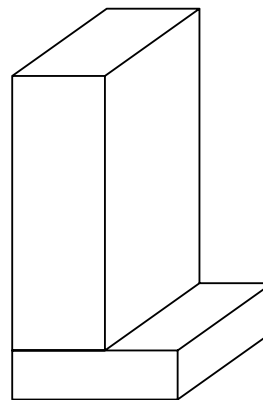
Standard 1 3/8" wide notch      \*\*Tracks are on page 126

For custom notches, please contact your customer service rep for pricing.

**Bottom Panel Assembly Options**


**Bottom Mount**

**Inset Mount**




Standard groove is made at 1/2" up from the bottom unless otherwise specified.

**Highback (HB-1)**  
 Add \$12.20 per box  
 Add \$4.30 for scoop



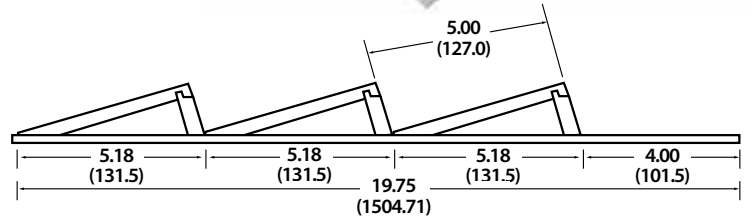
**Spice Tray Insert**  
 Item #ST-1  
 17" Wide - \$107.65 each  
 23" Wide - \$143.45 each  
 34" Wide - \$194.50 each



**File Hangers**  
 Item #HF-1 - \$11.65 each  
 \* Does not include price of drawer box.



Minimum inside height: 9½"  
 Minimum inside width: 13"



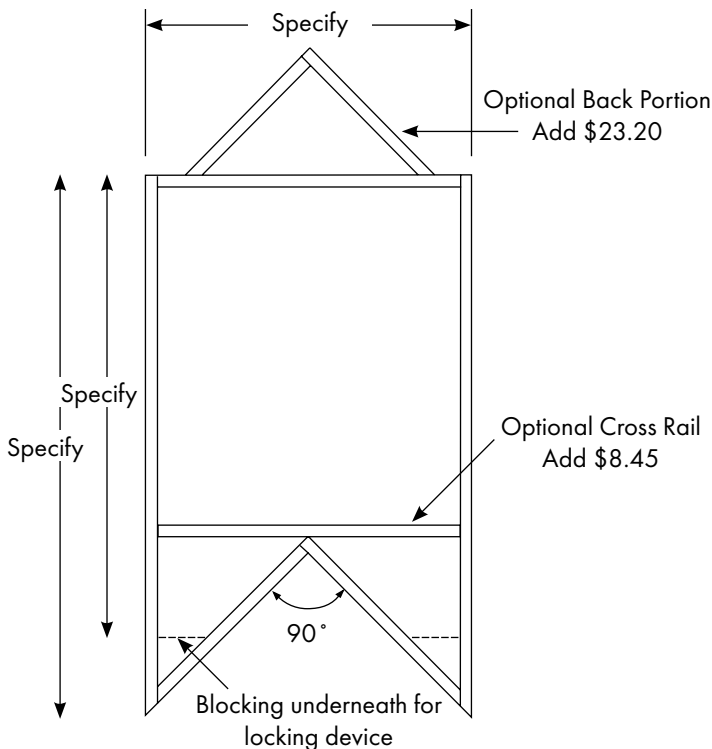
**Wood Knife Block Insert**  
 Item #KB-1 - \$136.45 each\*  
 Cork Insert - \$12.65 sq. ft.

Maximum 18½" wide with 19 slots. Can be ordered with optional cork insert. Available in Maple only.



\* Does not include price of drawer box.

**Corner Drawer**  
 Add \$90.00 per box without optional back portion



**Drawer Peg System**

Item #PB-1  
 24" Wide - \$135.50  
 30" Wide - \$156.05  
 39" Wide - \$199.05



\* Does not include price of drawer box.

Pegs included based on drawer size:  
 4 sq. ft. = 9 pegs  
 5 sq. ft. = 12 pegs  
 6 sq. ft. = 16 pegs

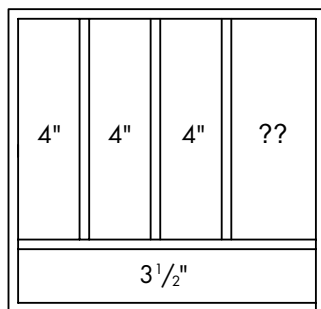
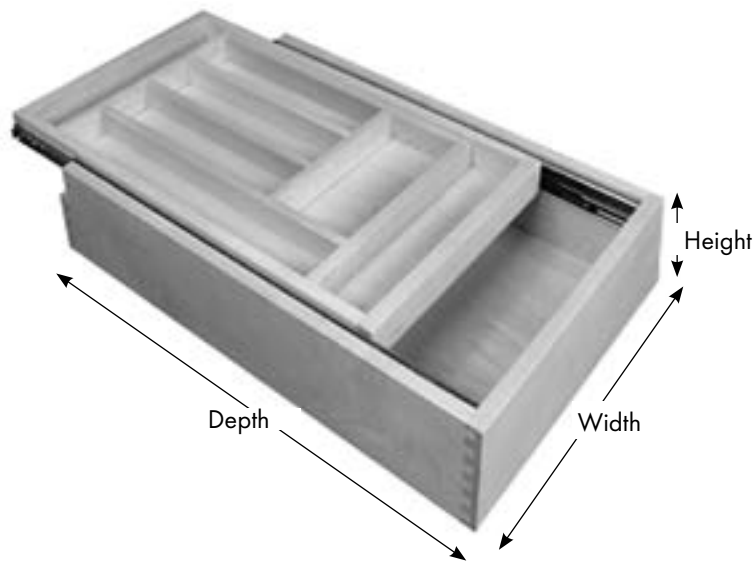
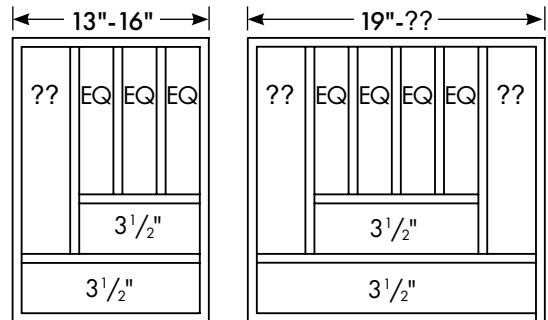
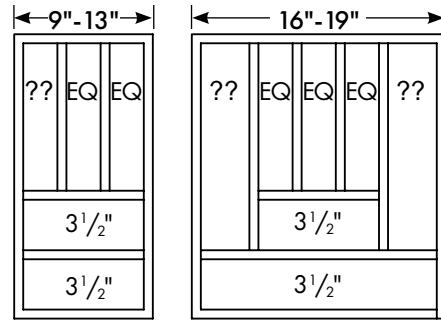
Additional Pegs Available (4 per pack)  
 Cost: \$45.35 per pack



**Optional Silverware Insert DD-2**

Custom made 5/8" dividers with configurations based on width of drawer box, as shown to the right (based on a 21" deep drawer box). Inserts are not made with bottom panels. Standard width of 2 1/2" will be used for interior openings unless otherwise specified.

**DD-2 SILVERWARE TRAY INSERT: \$45.20 SQ FT**



**Sliding Drawer Within a Drawer  
(Shown with Optional DD-2 Silverware Tray)**

The sliding tray box is a 5/8" thick dovetail drawer box with full extension drawer tracks. The unit comes fully assembled as shown. The box shown has the OPTIONAL Silverware Insert (DD-2) using the layout for 13"-16" wide. (The insert is ordered and priced separately.) To figure the size for the sliding tray box, subtract 2 5/16" from the width of the bottom box and 3/4" from the depth of the bottom box. The height of the sliding tray box is based on the height of the bottom box leaving a minimum of 1 1/2" open space between the two boxes.

To price the drawer box as shown, add these costs together:

- Figure the cost completely for both the Bottom Box and Upper Tray Box using the price table on page 120. Include assembly, finishing and notching if needed for bottom box.
- Add \$60.00 for Full Extension Drawer Tracks and Assembly for the Upper Tray.
- Add \$45.20/sq. ft. for Optional Silverware Divider (DD-2).


Minimum height for Bottom Box is 4"  
Minimum Height for Sliding Tray Box is 1 3/4"

**Optional Utility Drawer Insert**

**Style: DD-1 \$37.35/sq. ft.**

Custom made, solid wood 5/8" dividers with 3 1/2" to 4 1/2" openings depending on the overall width of the insert. Inserts are not made with bottom panels





#W1835B Bottom Mount 18" Double 35 Qt.

**Bottom Mount**

- 5/8" solid wood dovetail
- 1/4" bottom
- Clear coat finish
- Notched for undermount tracks
- Price includes wastebaskets, attachment clips and double sided tape
- Height is listed for 35 quart basket. 50 quart basket is 22 1/2" tall
- To figure width, subtract 3/8" from opening


**List Price (Price does not include tracks)**

Bottom Mount*	Item #	35 QT.	Item #	50 QT.
12" Opening Single	W1235B	\$162.99	W1250B	\$167.19
15" Opening Double	W1535B	\$185.35	W1550B	\$193.70
18" Opening Double	W1835B	\$190.53	W1850B	\$198.91

\*Custom sizes are available — add 20%.

**Tracks**

		List Price/Pair
Bottom Mount Pull-Out	Blum™ 569H Heavy Duty 21" Soft Close Undermount Tracks. Subtract 3/8" from width of opening	\$43.80



#W1835T Top Mount 18" Double 35 Qt.

**Top Mount**

- 5/8" solid wood dovetail
- 1/2" Plywood Top
- Clear coat finish
- Price includes wastebaskets, attachment clips and double sided tape
- Height is listed for 35 quart basket. 50 quart basket is 21 3/4" tall
- To figure width, subtract 1 1/16" from opening

**List Price (Price does not include tracks)**

Top Mount*	Item #	35 QT.	Item #	50 QT.
12" Opening Single	W1235T	\$157.98	W1250T	\$162.17
15" Opening Double	W1535T	\$179.65	W1550T	NA
18" Opening Double	W1835T	\$184.16	W1850T	\$192.55

\*Custom sizes are available — add 20%.

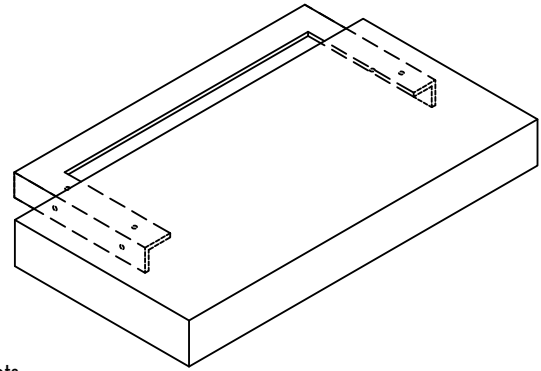
**Tracks**

		List Price/Pair
Top Mount Pullout	Hettich™ KA5632 22" Side Mount Tracks. Subtract 1 1/16" from width of opening.	\$22.50
Hettich™ Rear Mounting Kit		\$1.48/Pr.



### Floating Shelf

- Grain direction is horizontal on all surfaces
- Please specify if an end butts up to a cabinet
- Bracket info
  - Must be mounted directly to the stud
  - Suggest using liquid nail as well for greater strength
  - 400 pound load per bracket
  - Bracket cost: \$54.90 each
    - 24" - 48" : One bracket
    - 48" - 72" : Two brackets
    - 72" - 96" : Three brackets



- Sizing
  - Minimum Height: 2¾"                      Standard Depth: 10" or 12", you must specify
  - Minimum Width: 12"                      Maximum Width: 96"
  - Shelves under 2¾" high or deeper than 12" or smaller than 24" will not be able to accept our bracket, you will be responsible for providing your own support.

### Floating Shelves

Material Length	Under 24"	24" - 35-15/16"	36" - 47-15/16"	48" - 59-15/16"	60" - 71-15/16"	72" - 83-15/16"	84" - 96"
Alder	\$144.97	\$203.21	\$257.41	\$308.21	\$353.60	\$393.55	\$433.54
Cherry	\$151.65	\$212.57	\$269.27	\$322.42	\$369.89	\$411.72	\$453.51
Hickory	\$134.54	\$188.63	\$238.90	\$286.07	\$328.20	\$365.30	\$402.40
Maple	\$128.59	\$180.25	\$228.33	\$273.38	\$313.65	\$349.10	\$384.54
Paint	\$118.38	\$165.97	\$210.25	\$251.72	\$288.80	\$321.43	\$354.08
Red Oak	\$129.47	\$181.49	\$229.87	\$275.25	\$315.78	\$351.47	\$387.16
Walnut	\$154.98	\$217.24	\$275.20	\$329.47	\$377.99	\$420.72	\$463.44

### Stains

Color	S/F Cost
Acorn	\$25.57
Autumn Wheat	\$23.31
Beechwood	\$25.57
Brandy	\$29.52
Brownstone	\$29.52
Carmel	\$23.31
Cascade	\$29.52
Charcoal	\$29.52
Chestnut	\$23.31
Classic Grey	\$25.57
Dark Pecan*	\$25.57
Driftwood	\$25.57
Emerald	\$25.57
Harvest	\$25.57
Honey Maple	\$23.31
Java*	\$29.52
Lava Stone	\$23.31
Linen	\$29.52
Natural	\$21.76
Oceanside	\$25.57
River Rock	\$29.52
Riverwood	\$25.57
Rocky Road	\$23.31
Slate	\$29.52
Spicewood	\$23.31
Wild Cherry	\$23.31
Woodstock	\$23.31
Custom Stain Match++	\$29.52

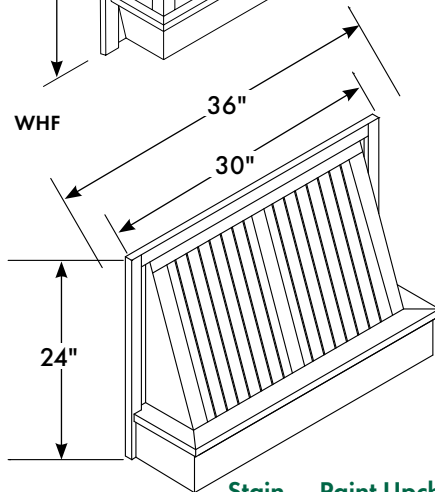
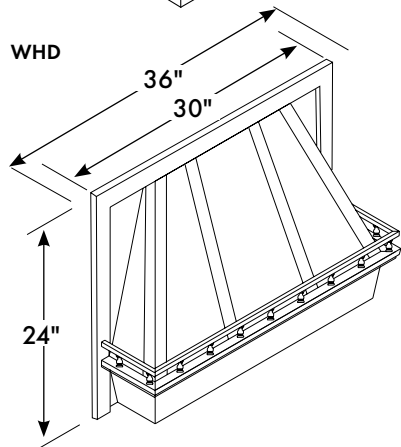
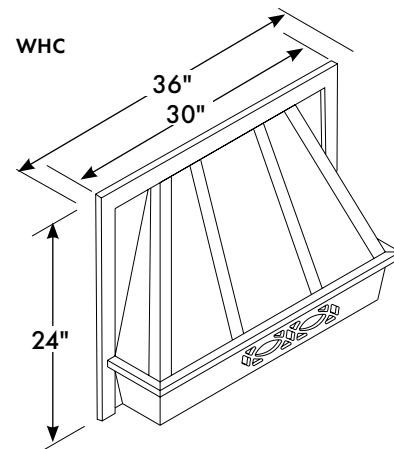
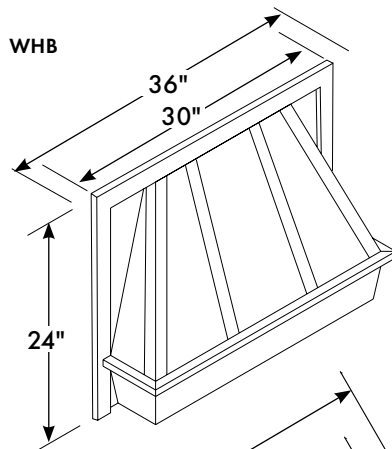
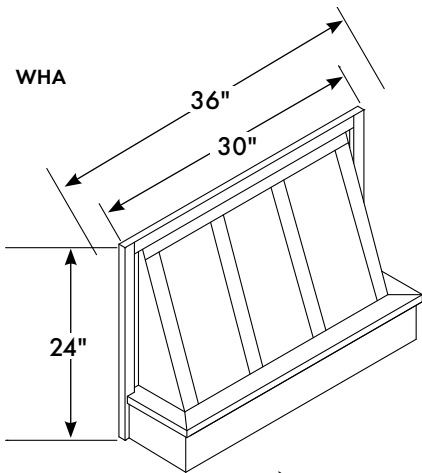
### Paints

Color	S/F Cost
Alabaster	\$39.16
Almond	\$39.16
Atlantic Blue	\$50.12
Cobblestone	\$47.00
Country White	\$39.16
Desert Sand	\$39.16
Ebony**	\$39.16
Eggshell	\$39.16
Evergreen	\$39.16
Fieldstone	\$39.16
Frost	\$39.16
Graphite	\$50.12
Harbor Blue	\$39.16
Harbor Grey	\$39.16
Hearthstone	\$39.16
Indigo	\$47.00
Ivory	\$39.16
Meadow	\$39.16
Mushroom	\$47.00
Nightfall	\$50.12
Olive	\$39.16
Rainforest	\$39.16
Snow White	\$39.16
Stonegate	\$50.12
Stormy Blue	\$50.12
White Sky	\$39.16
Winter White	\$39.16
Woodland Grey	\$47.00
Custom Paint Match++	\$50.12

### Glazing

Glaze	S/F Cost
Brown Wiped	\$17.05
Brown Brushed	\$18.95
Black Wiped	\$17.05
Black Brushed	\$18.95

++Custom stain or paint charges may vary pending receipt and approval of color sample.  
 \*Available in Satin Finish only  
 \*\*Available in Matte Finish only



**Ordering Information**

- All hoods are available in standard 30" or 36" widths x 24" heights.
- Hoods can be customized to your specific size. Please submit drawings and specifications for pricing and availability.
- Other wood species are available. Please call for pricing.
- Liners are not included and are sold separately. See page 130.

**Custom Wood Hood Pricing (Liners Sold Separately)**

**Unfinished**

Hood Code	Alder	Cherry	Hard Maple	Hickory	Oak	Paint Grade
WHA30	\$507.56	\$561.02	\$534.30	\$523.59	\$507.56	\$534.30
WHA36	\$610.59	\$674.87	\$642.72	\$629.89	\$610.59	\$642.72
WHB30	\$569.53	\$629.51	\$599.52	\$587.53	\$569.53	\$599.52
WHB36	\$683.24	\$755.14	\$719.20	\$704.80	\$683.24	\$719.14
WHC30	\$624.82	\$690.59	\$657.69	\$644.55	\$624.82	\$657.69
WHC36	\$747.99	\$826.70	\$787.33	\$771.60	\$747.99	\$787.33
WHD30	\$624.82	\$690.59	\$657.69	\$644.55	\$624.82	\$657.69
WHD36	\$747.99	\$826.70	\$787.33	\$771.60	\$747.99	\$787.33
WHF30	\$507.56	\$561.02	\$534.30	\$523.59	\$507.56	\$534.30
WHF36	\$610.59	\$674.87	\$642.72	\$629.89	\$610.59	\$642.72

**Stain — Paint Upcharge Per Hood Styles WHA, WHB, WHC, WHD, WHF**

Stain Colors	Prefinish Cost
Acorn	\$189.65
Autumn Wheat	\$173.03
Beechwood	\$189.65
Brandy	\$219.26
Brownstone	\$219.26
Carmel	\$173.03
Cascade	\$219.26
Charcoal	\$219.26
Chestnut	\$173.03
Classic Grey	\$189.65
Dark Pecan*	\$189.65
Driftwood	\$189.65
Emerald	\$189.65
Harvest	\$189.65
Honey Maple	\$173.03
Java*	\$219.26
Lava Stone	\$173.03
Linen	\$219.26
Natural	\$161.24
Oceanside	\$189.65
River Rock	\$219.26
Riverwood	\$189.65
Rocky Road	\$173.03
Slate	\$219.26
Spicewood	\$173.03
Wild Cherry	\$173.03
Woodstock	\$173.03
Custom Stain++	\$219.26

Paint Colors	Prefinish Cost
Alabaster	\$290.56
Almond	\$290.56
Atlantic Blue	\$348.68
Cobblestone	\$348.68
Country White	\$290.56
Desert Sand	\$290.56
Ebony**	\$290.56
Eggshell	\$290.56
Evergreen	\$290.56
Fieldstone	\$290.56
Frost	\$290.56
Graphite	\$348.68
Harbor Blue	\$290.56
Harbor Grey	\$290.56
Hearthstone	\$290.56
Indigo	\$348.68
Ivory	\$290.56
Meadow	\$290.56
Mushroom	\$348.68
Nightfall	\$348.68
Olive	\$290.56
Rainforest	\$290.56
Snow White	\$290.56
Stonegate	\$348.68
Stormy Blue	\$348.68
White Sky	\$290.56
Winter White	\$290.56
Woodland Grey	\$348.68
Custom Paint ++	\$348.68

Glaze Upcharge per Hood	
Brown Wiped	\$126.81
Brown Brushed	\$188.48
Black Wiped	\$126.81
Black Brushed	\$188.48
Custom Glaze	\$188.48

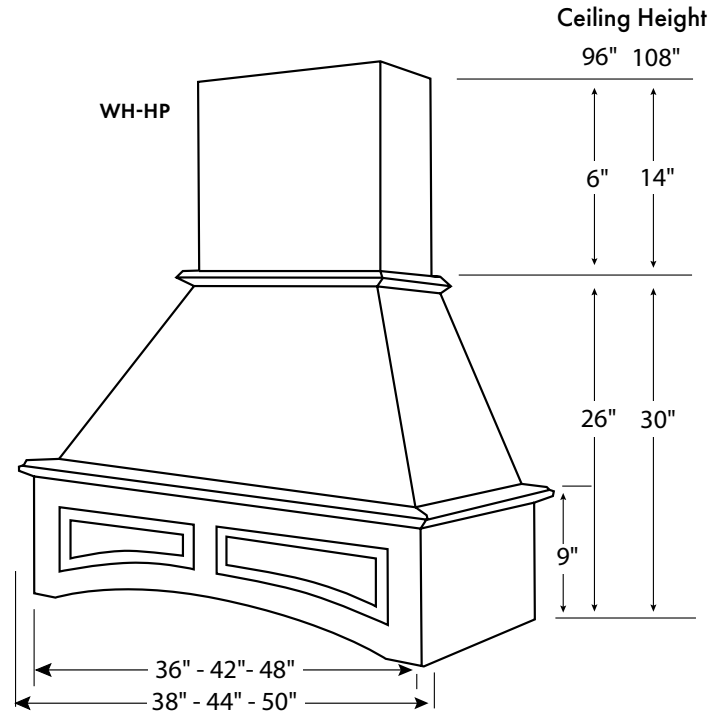
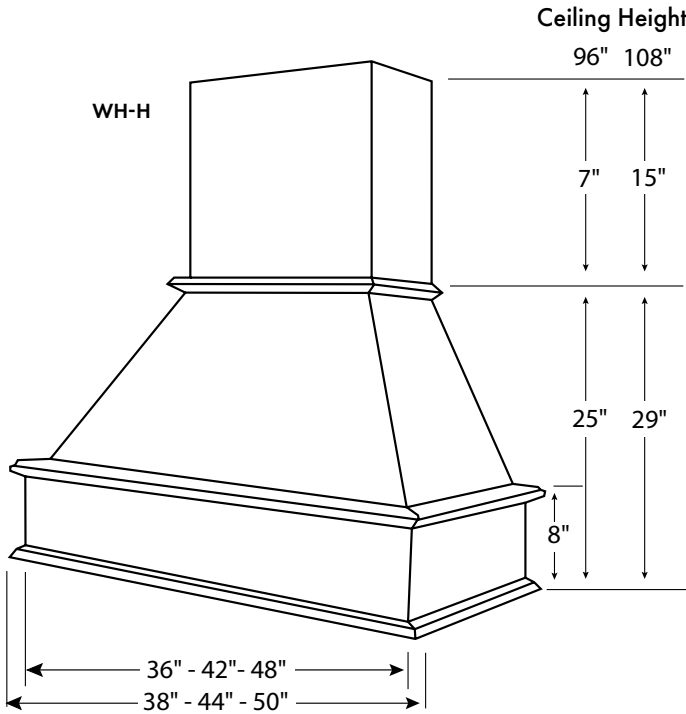
Specialty Finish Upcharge per Hood	
Vintage Finish	\$71.01
Distressing	Call for Pricing

Distressed finishes are available — call for pricing.

++Custom stain or paint charges may vary pending receipt and approval of color sample.

\*\* Available in Matte Finish only

\* Available in Satin Finish only



**Ordering Information**

- The layout of each WH-H or WH-HP hood will be based on your specific ceiling height. Standard depth is 22¼".
- Hoods can be customized to your specific size. Please submit drawings and specifications for pricing and availability.
- Other wood species are available.
- Liners are not included and are sold separately. See page 130.

**NOTE: WH-HP will require a panel profile and SR profile be selected.**

**Stain – Paint Upcharge Per Hood Styles WH-H, WH-HP**

Stain Colors	Prefinish Cost
Acorn	\$379.29
Autumn Wheat	\$346.12
Beechwood	\$379.29
Brandy	\$438.79
Brownstone	\$438.79
Carmel	\$346.12
Cascade	\$438.79
Charcoal	\$438.79
Chestnut	\$346.12
Classic Grey	\$379.29
Dark Pecan*	\$346.12
Driftwood	\$379.29
Emerald	\$379.29
Harvest	\$379.29
Honey Maple	\$346.12
Java*	\$442.86
Lava Stone	\$346.12
Linen	\$438.77
Natural	\$322.47
Oceanside	\$379.29
River Rock	\$438.77
Riverwood	\$346.12
Rocky Road	\$346.12
Slate	\$438.79
Spicewood	\$346.12
Wild Cherry	\$346.12
Woodstock	\$346.12
Custom Stain++	\$438.79

Paint Colors	Prefinish Cost
Alabaster	\$581.12
Almond	\$581.12
Atlantic Blue	\$697.34
Cobblestone	\$697.34
Country White	\$581.12
Desert Sand	\$581.12
Ebony**	\$581.12
Eggshell	\$581.12
Evergreen	\$581.12
Fieldstone	\$581.12
Frost	\$581.12
Graphite	\$697.34
Harbor Blue	\$581.12
Harbor Grey	\$581.12
Hearthstone	\$581.12
Indigo	\$697.34
Ivory	\$581.12
Meadow	\$581.12
Mushroom	\$697.34
Nightfall	\$697.34
Olive	\$581.12
Rainforest	\$581.12
Snow White	\$581.12
Stormy Blue	\$697.34
Stonegate	\$697.34
White Sky	\$581.12
Winter White	\$581.12
Woodland Grey	\$697.34
Custom Paint++	\$697.34

**Custom Wood Hood Pricing (Liners Sold Separately)**

**Unfinished**

Hood Code	Alder	Cherry	Hard Maple	Hickory	Oak	Paint Grade
WH-H36	\$1,210.31	\$1,337.72	\$1,274.03	\$1,248.55	\$1,210.31	\$1,274.03
WH-H42	\$1,263.82	\$1,396.87	\$1,330.32	\$1,303.75	\$1,263.82	\$1,330.32
WH-H48	\$1,309.97	\$1,447.83	\$1,378.90	\$1,351.30	\$1,309.97	\$1,378.90
WH-HP36	\$1,468.97	\$1,623.64	\$1,546.29	\$1,515.36	\$1,468.97	\$1,546.29
WH-HP42	\$1,538.38	\$1,700.30	\$1,619.34	\$1,586.94	\$1,538.38	\$1,619.34
WH-HP48	\$1,610.33	\$1,779.82	\$1,695.05	\$1,661.14	\$1,610.33	\$1,695.05

Glaze Upcharge per Hood	
Brown Wiped	\$253.65
Brown Brushed	\$376.91
Black Wiped	\$253.65
Black Brushed	\$380.46
Custom Glaze	\$380.47

Specialty Finish Upcharge per Hood	
Vintage Finish	\$143.41
Distressing	Call for Pricing

Distressed finishes are available – call for pricing.

++Custom stain or paint charges may vary pending receipt and approval of color sample.  
 \*\*Available in Matte Finish only  
 \*Available in Satin Finish only

**Liners**

Liners are NOT included with the wood hoods and must be ordered separately.

For wood hood styles WHA, WHB, WHC, WHD and WHF order one of these liners (shown at right):

90654SM2 – 30" Silver Liner: **COST \$150.80**


90655SM2 – 36" Silver Liner: **COST \$174.45**

For wood hood styles WH-H and WH-HP order one of these liners:

90SB36SM1 – 36" Silver Liner: **COST \$164.15**

90SB42SM1 – 42" Silver Liner: **COST \$192.80**

90SB48SM1 – 48" Silver Liner: **COST \$202.05**



**Broan® Blower Units**

Blower Units are NOT included and must be ordered separately.

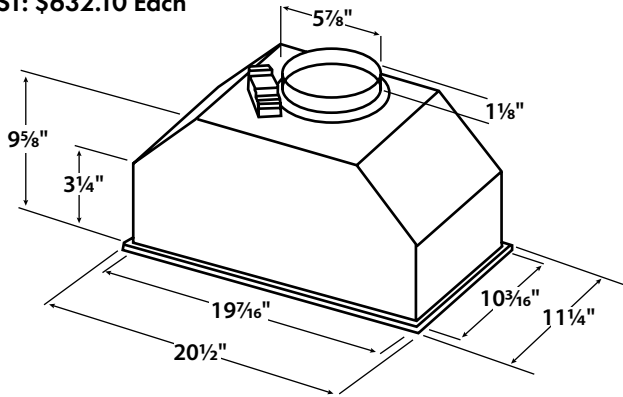
Choose from the following models from the Broan® select series



**Select Series Ventilation Power Module: RHVB400SS**

- 400 CFM / 6 sones
- Stainless Steel Finish
- Three-speed rotary switch
- Heat Sentry detects excessive heat and adjusts speed automatically
- 2 LED Lights 2.8W

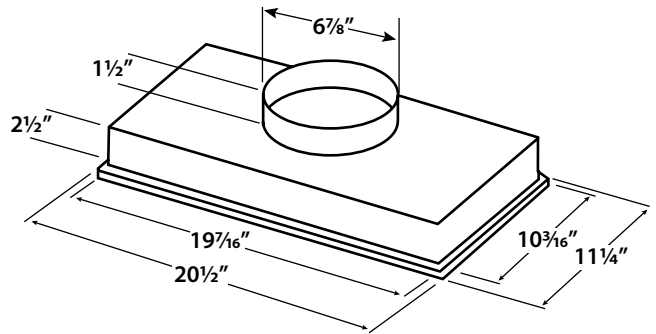
**COST: \$632.10 Each**



**Select Series Ventilation Power Module: RHVBF300SS**

- 260 CFM / 7 sones
- Stainless Steel Finish
- Two-speed rocker switch
- 2 LED Lights 2.8W

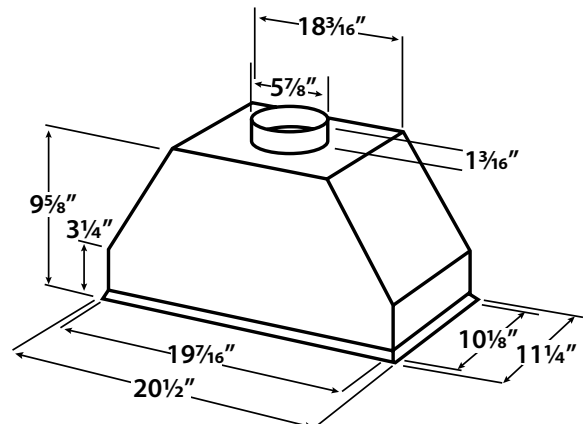
**COST: \$298.90 Each**

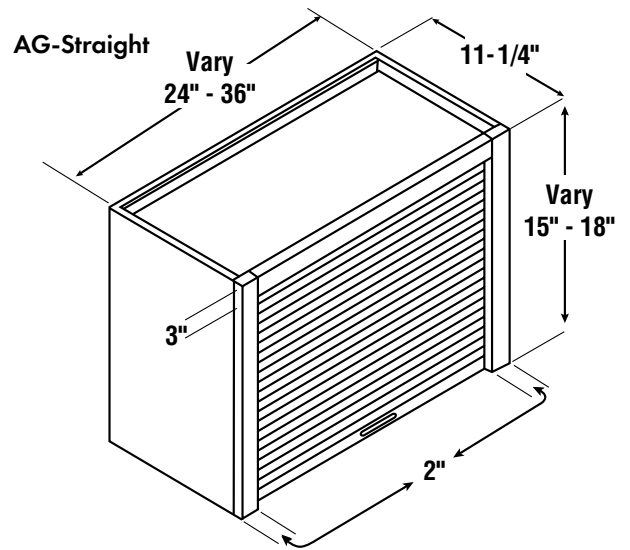
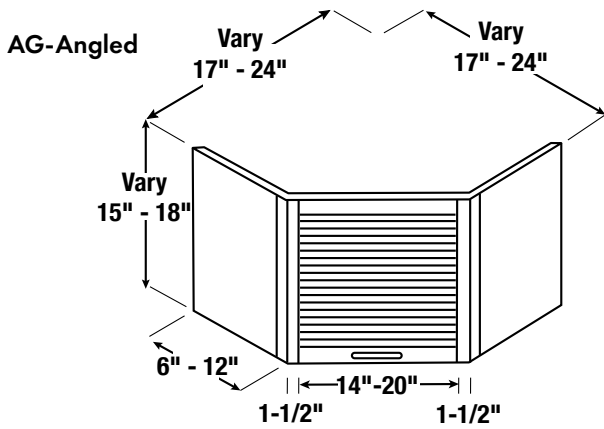


**Select Series RHVB600SSV - Internal Blower**

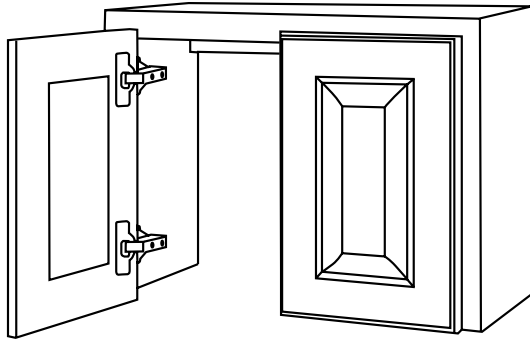
- 600 CFM / 9.5 sones
- Stainless steel finish
- Soft touch control buttons
- Bright LED lights included
- Heat Sentry detects excessive heat and adjusts speed automatically
- Wifi enabled feature allows for voice control using Alexa/Google

**COST: \$1,212.75 Each**





AG-Straight with Doors



- Price for each style includes your choice of Tambour Roll-up or Doors—Must specify.
- Tambour is available in Alder, Maple, Oak and Cherry and will be finished to match cabinet.
- 36" is the maximum width for proper operation of tambour door.
- The top rail of the opening is 3" wide on both appliance garage styles.
- Dimensions can vary so please submit drawing specifying your size requirements for construction of the unit.

### Appliance Garage Pricing

#### Stain — Paint Upcharge Per Appliance Garage

Stain Color	Prefinish Cost	Paint Colors	Prefinish Cost
Acorn	\$108.36	Alabaster	\$166.04
Autumn Wheat	\$98.90	Almond	\$166.04
Beechwood	\$108.36	Atlantic Blue	\$199.23
Brandy	\$125.31	Cobblestone	\$199.23
Brownstone	\$125.31	Country White	\$166.04
Carmel	\$98.90	Desert Sand	\$166.04
Cascade	\$125.31	Ebony**	\$166.04
Charcoal	\$125.31	Eggshell	\$166.04
Chestnut	\$98.90	Evergreen	\$166.04
Classic Grey	\$108.36	Fieldstone	\$166.04
Dark Pecan*	\$108.36	Frost	\$166.04
Driftwood	\$108.36	Graphite	\$199.23
Emerald	\$108.36	Harbor Blue	\$166.04
Harvest	\$108.35	Harbor Grey	\$166.04
Honey Maple	\$98.90	Hearthstone	\$166.04
Java*	\$125.31	Indigo	\$199.23
Lava Stone	\$98.90	Ivory	\$166.04
Linen	\$125.31	Meadow	\$166.04
Natural	\$92.13	Mushroom	\$199.23
Oceanside	\$108.36	Nightfall	\$199.23
River Rock	\$125.31	Olive	\$166.04
Riverwood	\$108.36	Rainforest	\$166.04
Rocky Road	\$98.90	Snow White	\$166.04
Slate	\$125.31	Stonegate	\$199.23
Spicewood	\$98.90	Stormy Blue	\$199.23
Wild Cherry	\$98.90	White Sky	\$166.04
Woodstock	\$98.90	Winter White	\$166.04
Custom Stain++	\$125.31	Woodland Grey	\$199.23
		Custom Paint++	\$199.23

#### Unfinished

Appliance Garage Code	Alder	Cherry	Hard Maple	Red Oak
AG 24" Straight	\$402.83	\$402.83	\$380.86	\$358.89
AG 36" Straight	\$481.23	\$481.23	\$455.70	\$430.15
AG 24" Angled	\$402.83	\$402.83	\$380.86	\$358.89

Glaze Upcharge per Appliance Garage	
Brown Wiped Glaze	\$72.47
Black Brushed Glaze	\$107.70
Black Wiped Glaze	\$72.47
Brown Brushed Glaze	\$107.70
Vintage Finish	\$30.45

Distressing Upcharge per Garage	
1. Nicks/Dents/Screw	\$4.94
2. Corner Wear	\$3.27
3. Worm Holes	\$3.27
4. Simulated Cracks	\$8.23
5. Rasping	\$9.87
6. Heirloom	\$29.85

++Custom stain or paint charges may vary pending receipt and approval of color sample.

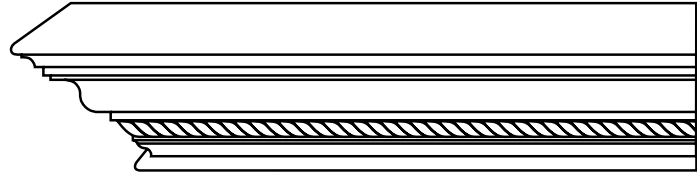
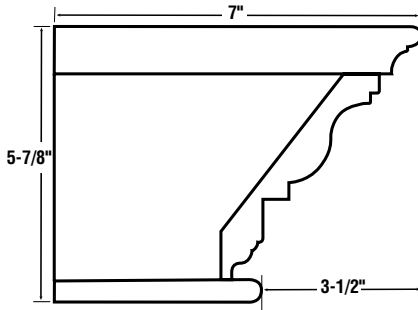
\*\* Available in Matte Finish only

\* Available in Satin Finish only





FPMS-1


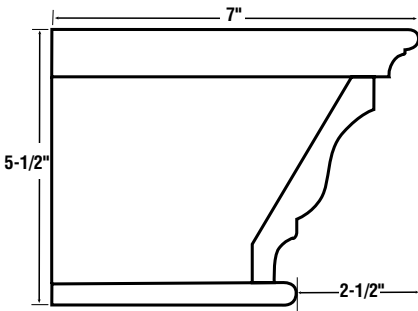


FPMS-1 Unfinished Cost Per Linear Foot with Moulding Included

Moulding Style	Red Oak	Hard Maple	Cherry	Alder
V103 Rope	\$71.06	\$74.29	\$80.73	\$71.06
V104 Dentil	\$76.70	\$79.91	\$86.38	\$76.70



FPMS-2



FPMS-2 Unfinished Cost Per Linear Foot

Red Oak	Hard Maple	Cherry	Alder	Hickory
\$61.21	\$64.44	\$70.89	\$61.21	\$63.17

Prefinished Costs for Mantel Shelves

Stain Color	Finish Cost Per Linear Foot
Acorn	\$23.69
Autumn Wheat	\$21.64
Beechwood	\$23.69
Brandy	\$27.42
Brownstone	\$27.42
Carmel	\$21.64
Cascade	\$27.42
Charcoal	\$27.42
Chestnut	\$21.64
Classic Grey	\$23.69
Dark Pecan*	\$23.69
Driftwood	\$23.69
Emerald	\$23.69
Harvest	\$23.69
Honey Maple	\$21.64
Java*	\$27.42
Lava Stone	\$21.64
Linen	\$27.42
Natural	\$20.16
Oceanside	\$23.69
River Rock	\$27.42
Riverwood	\$23.69
Rocky Road	\$21.64
Slate	\$27.42
Spicewood	\$21.64
Wild Cherry	\$21.64
Woodstock	\$21.64
Custom Stain++	\$27.42

Paint Color	Finish Cost Per Linear Foot
Alabaster	\$36.34
Almond	\$36.34
Atlantic Blue	\$43.61
Cobblestone	\$43.61
Country White	\$36.34
Desert Sand	\$36.34
Ebony**	\$36.34
Eggshell	\$36.34
Evergreen	\$36.34
Fieldstone	\$36.34
Frost	\$36.34
Graphite	\$43.61
Harbor Blue	\$36.34
Harbor Grey	\$36.34
Hearthstone	\$36.34
Indigo	\$43.61
Ivory	\$36.34
Meadow	\$36.34
Mushroom	\$43.61
Nightfall	\$43.61
Olive	\$36.34
Rainforest	\$36.34
Snow White	\$36.34
Stonegate	\$43.61
Stormy Blue	\$43.61
White Sky	\$36.34
Winter White	\$36.34
Woodland Grey	\$43.61
Custom Paint++	\$43.61

Glaze Upcharge Per Linear Foot	
Wiped Glaze	\$18.12
Brushed Glaze	\$26.92
Specialty Finish Upcharge Per Linear Foot	
Vintage Finish	\$71.01

++Custom stain or paint charges may vary pending receipt and approval of color sample.  
 \*\* Available in Matte Finish only  
 \* Available in Satin Finish only



## Order Information for Mantels with Lower Surrounds and Upper Panels

**Both the Lower Mantel & Surround and the Upper Panel have their own custom layout form.** Submitting a fully completed layout form is imperative in order for us to provide an accurate price quote as well as building your mantle to the correct size and fit within the space intended. Therefore, filling out the forms completely is required for every order. Dimensions listed on the layout forms as "standard" are used unless you indicate otherwise.

Pricing an Unfinished Mantel and Lower Surround is generally based on the overall width of each, up to 84" wide. Over 84" wide will add 2% PER INCH to the cost. Pricing an Unfinished Upper Panel is generally based on the panel not exceeding 84" wide x 44" high. Widths or heights exceeding these dimensions will add 2% PER INCH.

Prefinish Costs are figured by the square foot. Please refer to page 88 and 89 for more details on calculating prefinish costs.

**Valley Custom Door will guarantee the order will be shipped as it was ordered.** Orders will be acknowledged for the purpose of knowing they were received, not for making changes.

### Mandatory size dimensions that must be filled in are:

- A. Fireplace opening size including surrounding face material. We recommend that you measure the height of the fireplace face material and subtract 1/2". We recommend that you measure the width of the fireplace face material and subtract 1". This will allow the mantel surround to overlay the face material by 1/2" on each of the three (3) sides.
- B. Depth of tile or brick on back wall. We recommend that you take the actual depth of the face material and add 1/4" to allow for custom fitting if necessary. Moulding will be provided to cover any unevenness of the face material. Note: It will be assumed that if a size dimension is missing on your order form, we are to use the standard size listed.

### Other Important Pricing & Ordering Information

- Crown Moulding on the Upper Panels will be our standard V-30 (3 1/4" wide), The moulding will be shipped loose and must be applied to the Upper Panel at the job site.
- Please note the minimum sizes printed on the order forms for some of the mantel components. Be certain you have allowed for these minimums on your mantel layout.
- Standard sizes have been listed on the order forms. If you choose to vary from the standard sizes, please be aware that this will affect the dimensions for other areas as well. For example: When the depth of the mantel is reduced, the depth of the two side legs will also be reduced.
- Double-check the wall sizes to the left and right of the mantel to ensure there is enough space available to accept the mantels and surrounds.

Packaging: Each mantel and surround will be packaged for shipment in four (4) pieces and must be fastened together at the job site. All pieces are packaged using heavy corrugated boxes lined with styrofoam. Each piece is then placed in the box and surrounded with an expanding bogged foam material that will form to the shape of the contents and the box.

**Packaging charges will be added for each piece that is boxed and prepared for shipment by UPS or Common Carrier as follows: Prices listed are NET prices:**

- \$250.00 per Mantel/Lower Surround
  - \$115.00 per Upper Panel
  - Actual shipping charges are NOT included.
- \*Add a \$50.00 Skid Charge for Common Carrier shipments.

### Lead Times

Lead times will vary from week to week depending on our workload. Generally, your orders will ship as follows:

- Unfinished products - 10 business days
- Prefinished products - 15 business days

Mantel and Lower Surround – Unfinished

Width: 60" – 84"	Red Oak	Hard Maple	Cherry
Devonshire FP-700	\$3,571.99	\$3,837.51	\$4,387.63
Bradbury FP-710	\$1,923.54	\$2,074.44	\$2,368.58
Fairmont FP-715	\$1,596.90	\$1,728.67	\$1,923.54
Glenbrook FP-720	\$1,629.37	\$1,780.26	\$1,986.56
Edgewood FP-725	\$1,629.37	\$1,780.26	\$1,986.56
Chesapeake FP-740	\$1,596.90	\$1,728.67	\$1,923.54
Ashby FP-750	\$2,844.25	\$3,019.97	\$3,245.34

\*Add 2% per Inch over 84" wide.  
 \*Add packaging charges – See page 133.

Upper Panel – Unfinished (Up to 44" in height)

Width: 60" – 84"	Red Oak	Hard Maple	Cherry
+Devonshire FP-600	\$922.62	\$1,000.91	\$1,161.37
Bradbury FP-610	\$674.29	\$693.38	\$773.63
Fairmont FP-615	\$674.29	\$693.38	\$773.63
Glenbrook FP-620	\$829.03	\$855.75	\$951.25
Edgewood FP-625	\$674.29	\$693.38	\$771.72
Chesapeake FP-640	\$1,098.35	\$1,125.09	\$1,220.60
Ashby FP-650	\$918.78	\$1,000.91	\$1,161.37

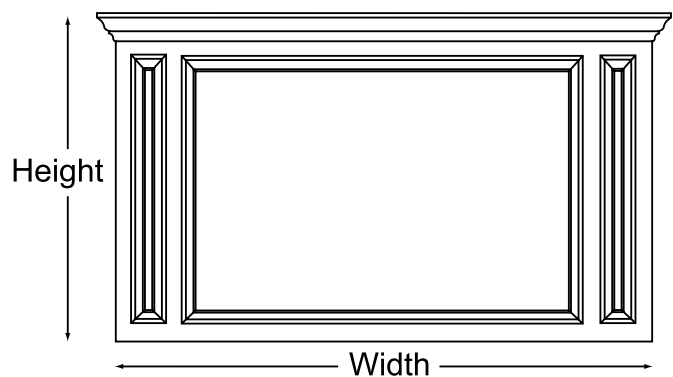
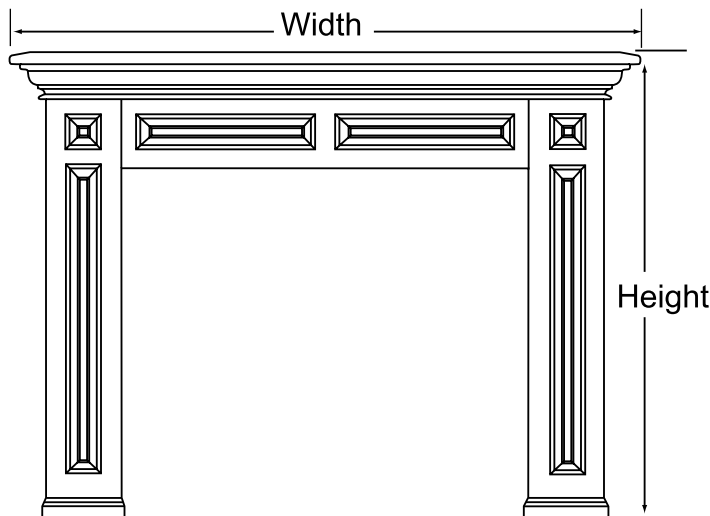
\*Add 2% per Inch over 84" wide or 44" high.  
 \*Add packaging charges – See page 133.  
 +Angled top-section is not included – call for price quote

Prefinishing Mantels and Surrounds


Prefinished Charges for Upper Panels, Mantles and Surrounds will be priced by the square foot. Figure the total square footage as follows:

**Mantel Shelf & 2 Legs:** Multiply the total width by the total height (including 2 leg panels) and divide by 144. Multiply this number by the price per square foot found on pages 88 and 89.


**Upper Panel:** Multiply the width by the height and divide by 144. Multiply this number by the price per square foot found on pages 88 and 89.




Ashby




Glenbrook




Edgewood




Chesapeake



Devonshire



Fairmont



## Product Warranty

- All of our products are guaranteed to be free from defect in materials and workmanship for one year from the date of shipment provided that the products are stored, handled and installed properly.
- All of our doors and drawer fronts using solid wood panels are designed to allow for expansion and contraction to occur in response to the humidity in the room. This design allows the panel to move without damaging the structural integrity of the product. To be under warranty, anything that is applied to our products after they leave our factory must not restrict the panel from being able to move. For example, decorative moulding, excessive stain, paint, glaze or top coat may all inhibit panel movement if not properly applied.
- We will not warranty any unfinished product that has been stored unfinished for longer than 2 weeks.
- We will not warranty any product that has been stored in the boxes used for shipping for longer than 2 weeks. Our product should be removed immediately to acclimate to your conditions.
- We will not warranty any product that has been stored or installed in an area with either high humidity or excessively dry conditions. We strongly recommend that all products be stored in an area where the temperature is consistently 65 - 75 degrees fahrenheit with a relative humidity level of 40%.
- Mitered style doors are built with a gap tolerance of .010 on the inside corner to allow for expansion and contraction and will not be warranted against joint separation that occurs due to high or low humidity conditions.
- Warp tolerance on all doors is 1/8" from diagonal corners.
- All doors ordered at 48"+ in height will NOT be warranted unless the door is made with a mid rail. All doors ordered at 24"+ in width must have a center stile to be warranted.
- Size tolerance on all doors, drawer fronts and drawer boxes is +/- 1/32" in width and height.
- Natural characteristics of the wood species that fall within our specifications are not considered defects.
- Most wood species will naturally darken overtime due to the natural aging process. This is not considered a defect.
- Doors constructed with a veneer center panel are not guaranteed to match the solid wood frame in the unfinished or finished state.
- Our solid wood center panels are created with multiple staves of wood.

## Finishing Warranty

- Our finished products have a one year limited warranty against peeling, blistering or cracking. Discoloration over time will not be warranted.
- Many wood species will naturally darken over time due to the aging process. We recommend sending a sample to match when ordering any add-on's or replacements to ensure the previous color matches the new product. Valley Custom Door is not responsible for the mailing charges of the sample. If a sample is not provided for matching, VCD can not guarantee the colors will match.

- Veneered products will stain darker than solid wood products. This color variance is not considered to be defective.
- Mitered door and drawer front joints with a painted finish may have visible cracks occur in response to high or low humidity present and will not be warranted.
- HDF center panels are strongly recommended for use in all doors and 5-piece drawer fronts when a painted finish is used. Painted doors and drawer fronts made with solid wood panels will not be warranted against cracking.
- Due to natural wear and tear, painted products may dent and/or chip

## Remake Policy

When a remake is needed due to quality issues, we require a picture(s) to be sent to your Customer Service Representative. This process helps us identify the issue in production to help improve our quality. We will expedite the production of replacements or repair of defective products as they were originally ordered and ship as soon as possible. Valley Custom Door will not be liable for additional costs incurred by the customer for finishing, installation, labor to remove or install new product. We reserve the right to have defective products returned for inspection.

## Return Inspection

We may occasionally ask to have incorrect products return to us for quality inspection. The inspection process helps us identify the issue and improve our quality.

## Care Instructions

**Basic Cleaning for Wood Doors:** We recommend the use of a mild general cleaner (Murphy's Oil Soap, etc.) or a clean cloth with mild soap and water. Water should not be left standing when you are complete.

**Basic Cleaning for Laminate Doors:** Clean with warm water, a clean rag or microfiber cloth, a soft sponge or soft brush. Use normal domestic cleaners or soaps that have no abrasive ingredients. Then wipe with fresh water, removing all traces of the cleaning agent, to prevent streaks forming. Dry the surface with a clean, absorbent cloth or paper towels.

**Spills:** Spills should be wiped up immediately using a damp rag. Water should not be left standing when you are complete. For any cabinetry doors near sinks, dishwashers, microwaves, etc., please be cautious of any spills or splashes that may occur from their use and wipe up immediately.

## Storage Fee

Any product that is stored in our facility one week after completion will be subject to a \$100 weekly storage fee.

Let your Customer Service Representative know when placing an order if you have an estimated ship date in mind so we can wait to schedule your order in the time frame you need.

Add 20% to wood cost for premium grade • Add 25% to wood cost for 5/4 material

**ACCOYA**

*Outdoor wood species available only on a 301 or 301(3) door style*

**Color/Appearance:** Yellowish in color with darker shading in grain.

**Standard:** Blended grain and color variation throughout each stave. Open grain will be visible and is not considered a defect.

**ALDER (Available In 5/4)**

**Color/Appearance:** Light to dark reddish-brown in color, pin knots are common, some mineral streaks and sap present.

**Premium:** Hand selected for color and grain matching that is more consistent than standard grade. Panels are matched with wider staves and small pin knots are possible.

**Standard:** May have more color and grain variations with the possibility of pin knots, sap and mineral streaks.

**Rustic:** Color variations will be present with varied stave widths, larger knots with cracks and voids, more sap and mineral streaks.

**ASH**

**Color/Appearance:** White to light brown in color and larger grain patterns.

**Premium:** Hand selected for color and grain matching that is more consistent than standard grade. Panels are matched with wider staves

**Standard:** May have more color and grain variations.

**BIRCH RED**

**Color/Appearance:** Cream to light reds and browns in color, heartwood.

**Premium:** Hand selected for color and grain matching that is more consistent than standard grade. Panels are matched with wider staves.

**Standard:** May have more color and grain variations.

**BIRCH WHITE**

**Color/Appearance:** White to a yellow cream color. Heartwood trends to browns and greys.

**Premium:** Hand selected for color and grain matching that is more consistent than standard grade. Panels are matched with wider staves.

**Standard:** May have more color and grain variations.

**CEDAR KNOTTY**

**Color/Appearance:** Whites to light brown in color, numerous knots with cracks and voids.

**Standard:** Will have color and grain variations, knots will vary in size, with some knots being solid while others have cracks and voids.

**CHERRY (Available in 5/4)**

**Color/Appearance:** Pinks to reds with sap wood being light pink to white, occasional pin knots, gum and mineral streaks.

**Premium:** Hand selected for color and grain matching that is more consistent than standard grade. Panels are matched with wider staves. Minimal pin knots, gum, mineral and sap wood present.

**Standard:** Slightly more colorful than premium with the possibility of pin knots, gum, mineral and sap wood.

**Value:** More colorful than standard grade. Pin knots, gum, mineral and sap wood are visible on face. Not available with a painted finish.

**Rustic:** Very colorful from whites to reds with staves of varied widths. Larger knots with cracks and voids along with pin knots, gum, mineral, sap wood and worm holes will be present.

**HICKORY CALICO (Available in 5/4)**

**Color/Appearance:** Whites to dark browns, mineral and small pin knots.

**Standard:** Colors blended throughout while small amounts of mineral and pin knots may be present.

**Rustic:** Very colorful due to less blending of color and the staves will be of varied widths. Larger knots with cracks and voids will be present.

**HICKORY HEARTWOOD**

**Color/Appearance:** Mostly dark heartwood, mineral and small pin knots.

**Standard:** Selected for color and grain matching with the possibility of mineral streaks and small pin knots present. Panels will be matched with wider staves.

**MAHOGANY – AFRICAN**

**Color/Appearance:** Light brown to deep reddish brown.

**Standard:** Selected for consistent color and grain matching.

**MAPLE – BIRDSEYE**

**Color/Appearance:** White to cream colored with heartwood being more brown. Mineral streaks, pin knots and many birdseye variations.

**Standard:** Selected for color and grain matching, some mineral and pin knots may be present.

**MAPLE – HARD (Available in 5/4)**

**Color/Appearance:** White to cream colored, heartwood being more brown with mineral streaks and pin knots.

**Premium:** Hand selected for color and grain matching that is more consistent than standard grade. Panels are matched with wider staves. Small pin knots may be possible.

**Standard:** Some color and grain variations may be present with heartwood and mineral possible in profiled areas along with small pin knots.

**Value:** More color and grain variations than standard grade with staves of varied widths. Heartwood and mineral along with small pin knots will be present on the face. Not available with a painted finish.

**Rustic:** Large color and grain variations with staves of varied widths. Larger knots with cracks and voids, mineral streaks and occasional worm holes will be present.

**MAPLE – SOFT**

**Color/Appearance:** Shades from white to light pink to light grey in color, with heartwood being grey to brown in color. Mineral and pin knots present.

**Premium:** Hand selected colors and grains will vary slightly less than standard and panels matched with wider staves. Small pin knots may be possible.

**Standard:** Color and grain variations will be present with some mineral streaks and heartwood possible on machined profiled areas.

**OAK RED (Available in 5/4)**

**Color/Appearance:** Reddish-brown in color to almost white sapwood with large grain variations, pin knots and mineral.

**Premium:** Hand selected for color and grain matching that is more consistent than standard grade. Panels are matched with wider staves. Small pin knots possible.

**Standard:** Some grain and color variation present with possible heartwood and or sapwood on machined profiles along with small pin knots and mineral.

**Rustic:** Wide range of grain and color variations. Large knots with cracks or voids and mineral present.

**OAK RED – QUARTER SAWN**

**Color/Appearance:** Reddish-brown in color to almost white sapwood with wavy, flake-like grain, pin knots and mineral.

**Standard:** Some grain and color variation with possible heartwood and/or sapwood on machined profiled areas. Small pin knots and mineral streaks may be present.

**OAK RED – RIFT**

**Color/Appearance:** Reddish-brown in color to almost white sapwood with straight grain, pin knots, mineral.

**Standard:** Consistent grain pattern with some color variation and possible heartwood and/or sapwood on machined profiled areas. Small pin knots and mineral streaks may be present.

Quarter Sawn may be present in the face and is considered acceptable.

**OAK WHITE**

**Color/Appearance:** Greenish-grey-brown in color, cream colored sap wood with large grain variations, pin knots and mineral.

**Premium:** Hand selected for color and grain matching that is more consistent than standard grade. Panels are matched with wider staves. Small pin knots possible may be possible.

**Standard:** Some grain and color variation along with possible heartwood and/or sapwood on machined profiled areas. Small pin knots and mineral streaks may be present.

**OAK WHITE – QUARTER SAWN**

**Color/Appearance:** Greenish-grey-brown in color, cream colored sap wood with wavy, flake-like grain, pin knots and mineral streaks.

**Standard:** Some grain and color variation with possible heartwood and/or sapwood on machined profiled areas. Small pin knots and mineral may be present.

**OAK WHITE – RIFT**

**Color/Appearance:** Greenish-grey-brown in color with cream colored sap wood, straight grain, pin knots, mineral streaks.

**Standard:** Consistent grain with some color variation and possible heartwood and/or sapwood on machined profiled areas. Small pin knots and mineral may be present. Quarter Sawn may be present in the face and is considered acceptable.

**PAINT GRADE (Available in 5/4)**

**Color/Appearance:** Very colorful from white to dark brown and dark green.

**Standard:** Large color and grain variations with staves of varied widths.

**PINE WHITE – CLEAR**

**Color/Appearance:** Yellowish in color with reddish colored heartwood.

**Standard:** Some grain and color variation with possible heartwood on machined profiled areas.

**PINE WHITE – KNOTTY (Available in 5/4)**

**Color/Appearance:** Yellowish in color with reddish colored heartwood. Large knots with cracks or voids.

**Standard:** Some grain and color variation with possible heartwood on machined profiled areas. Knots can vary in size, with some knots solid while others have cracks and voids.

**POPLAR**

**Color/Appearance:** Colors range from creamy white to light green

**Premium:** Hand selected for color and grain matching that is more consistent than standard grade. Panels are matched with wider staves.

**Standard:** Blended grain and color variations.

**RED GRANDIS**

**Color/Appearance:** Light pinks to brownish reds.

**Standard:** Selected for consistent color and grain matching.

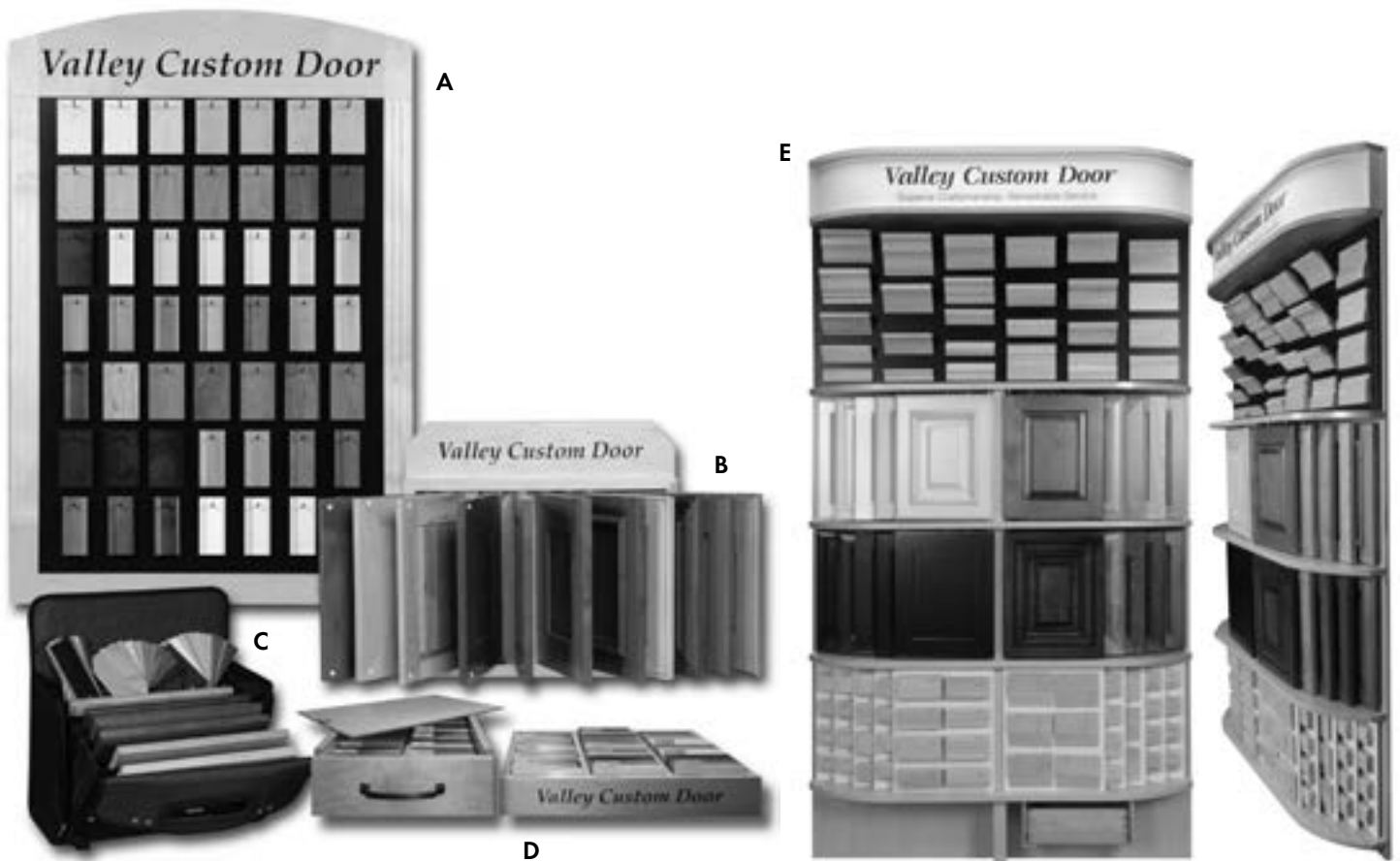
**WALNUT**

**Color/Appearance:** Colors vary from creamy-white sapwood to dark chocolate brown heartwood, pin knots.

**Premium:** Hand selected for color and grain matching that is more consistent than standard grade. Panels are matched with wider staves. Small pin knots may be possible.

**Standard:** Some color and grain variations with possible heartwood and/or sapwood on machined profiled areas. Small pin knots and mineral streaks may be present.





### Product Samples

One sample door of your choice will be furnished free of charge. Any additional samples ordered will be chargeable but will have a sample discount applied. Contact our customer service department for more information on sample discounts and a list of stock sample doors available.

**All prices listed are NET prices.**

**A. Color Sample Display Board** makes it easy for your customers to pick the finish color that is just right for their project. Size 35 1/2" W x 53" H. Each board will hold a maximum of forty-nine color chips.  
**Price \$258.00**

**B. Compact Door Display** is the perfect solution for customers with limited showroom area. 24" W x 22 1/2" H will display up to eleven 12" x 15" sample doors. This display can be ordered as a wall mount or tabletop style display. Contact customer service for a list of stock doors from which to choose. Price includes 11 stock sample doors. Custom made doors will have an upcharge and longer lead time.  
**Price \$325.00**

**C. The Sales Kit** will keep your sales presentations organized and looking good with the high quality rolling case w/telescopic handle. Each case comes complete with:

- 5 12" x 15" Prefinished Stock Sample Doors – Contact customer service for a list of stock doors to choose from. Custom made doors will have an upcharge and longer lead time.
- 2 Profile Boards of Your Choice
- 3 Color Chains of Your Choice
- 1 Refacing Product Sample Chain with Veneer and Solid Wood Samples
- Full-color Product Brochures
- Pricing & Specification Guide

**Sales Kit Price \$340.00 Case Only Price \$175.00**

**D. Complete Set of Color Samples** All standard finishes organized by wood species and colors available. Available in two styles:  
**CBOX1** for showroom display **Price \$135.00**  
**CBOX2** with sliding cover and handle **Price \$150.00**  
**Color Chips Only Price \$85.50**

**E. Display Cabinet** with doors, moulding samples, profile boards, and drawer box. This display is designed to be attached to a wall. Overall size is 47" wide x 8" deep x 85 1/2" high and includes the following display products:

- 20 Prefinished Stock Sample doors size 12" x 15" – Contact customer service for a list of stock doors to choose from. Custom made doors will have a longer lead time.
- 26 Prefinished Moulding Samples
- 10 Profile boards of outside edge profiles, inside edge profiles, panels and mitered profiles
- 1 Dovetail Drawer Box

**Price \$825.00**

**Price And Specification Guide: \$4.75**

**Color Brochure: \$2.00**





## Packaging & Shipping

**Small orders** generally ship via UPS or Speedee Delivery Service.

Products are packaged using heavy corrugated cartons lined with Styrofoam bars on the bottom. The products are layered with foam sheets between, shrink wrapped together and placed in the box. An expanding bagged foam process called "Versa Pack" is then placed in each box which provides superior protection and prevents shifting inside the carton.

- **Freight Charges are pre-paid and added to the Valley Custom Door invoice.**

**Large Orders – Common Carrier**, shipments that are either too large for UPS/Speedee Delivery or if the shipment would be less expensive based on weight and size of the shipment. Valley Custom Door will choose the freight provider for you based on your location, transit time and carriers performance allowing you to ship using our bulk freight discounts.

Standard handling for common carrier shipments: Products are layered on a skid with door foam between each layer. The doors are shrink-wrapped to the skid; attach side protectors and cardboard wrap entire skid. Skid is then banded and ready to ship.

- **Skid Fee is \$50.00 per skid plus the cost of freight**
- **We will gladly package and box the product prior to placing on the skid for an additional fee of \$5.00 per box.**
- **Freight Charges are pre-paid and added to the Valley Custom Door invoice.**

**Valley Truck Delivery Service** available in Northeast WI, Milwaukee, Madison & Chicago. Please contact your customer service representative for more details. 1-888-815-9648.

Standard packaging: products are layered with foam sheets between each layer and shrink wrapped.

- **Delivery Fee \$105.00 in Wisconsin and \$115.00 in Illinois**
- **\$50.00 Skid fee if applicable**
- **We will gladly package and box the product prior to placing on the truck for an additional fee of \$5.00 per box.**

### Pick ups/Will calls

Standard packaging: products are layered with foam sheets between each layer and shrink wrapped.

- **\$50.00 Skid fee if applicable**
- **We will gladly package and box the product prior to placing on the skid for an additional fee of \$5.00 per box.**

**Important** – *Inspect for any signs of damage before signing for your shipment. Any outer damage to the package or skid must be noted on the Freight Bill. Even if damage is suspected, notify the driver and be sure to note "Damaged" before signing the Freight Bill. All packaging material must be saved in case a damage claim needs to be made. It is also helpful in making a claim to have photos of the package/skid and damage products. Please contact your Customer Service Representative 1-888-815-9648; they will take care of filing the claim for you. If the product is damaged and was not signed for at delivery, you will be responsible for filing the claim with the shipping company.*

## Shipping Delays

VCD is not responsible for any delays in shipping due to unforeseen circumstances.

## Receiving and Accepting Freight Shipments

Please check immediately for possible damage during shipment. As the consignee, your signature on the carrier's freight Bill Of Lading (BOL) constitutes acceptance of the merchandise "as is" and in good order. If you do not inspect before signing you are, for all practical purposes, waiving "our" right to collect on a damage claim even if the damage is "concealed".

The Bill Of Lading or Freight Bill is our only documentation of the condition of a load when it arrives at your site. Without this proof, we cannot hold others accountable for items damaged or missing.

Should you determine that items are damaged or missing, you **MUST** note the item, the discrepancy, and the condition on the Bill of Lading or Freight Bill before you sign for the shipment.

Whether damage is concealed or not discovered until after you have received and signed for the shipment, please take the following photos to support your claim:

1. A photo of the overall piece
2. A close up photo of the damage(s)
3. If there is noticeable damage to the packaging, take photos before unwrapping the items.

Keep all packaging (e.g. pallets, boxes, styrofoam, versa pack, etc.) until after inspection of all items received in case an item must be returned.

Keep copies of the Bill Of Lading or Freight Bill noting the damage and the driver's signature.

**Concealed Damage:** In the event of concealed damage, you **MUST** immediately document and photograph the packaging and the damage. You must keep the packaging. The sooner concealed damage is discovered and reported, the better.

Filing Freight Claims can be a very difficult, time-consuming, job-delaying and frustrating process. We hope this information proves useful to you in clarifying some of those mysterious 'gray areas' of liability and responsibility, and serves to simplify the filing process of any future freight claims.

1/4" Solid Stock .....	100	F		N	
3/4" and 1" Slab Style		Face Frames .....	93	Notching for Undermount	
Drawer Fronts.....	26	Figuring Mullion Door Pricing.....	31	Drawer Tracks.....	122
3/4" Solid Stock .....	101	File Hangers .....	123	O	
5-Piece HDF Shaker Door .....	72	Finishing Warranty.....	137	One-Piece HDF Doors &	
A		Finish Process.....	86	Drawer Fronts.....	74
Appliance Door Frame.....	92	Flat Panel .....	20	One-Piece HDF Woodgrill Doors .....	76
Appliance Garages.....	131	Flat Panel Profiles .....	25	Order Information for Mantels .....	133
Applied Moulding .....	54	Floating Shelves .....	127	P	
Applied Moulding .....	106	Fluted Rails .....	94	Packaging & Shipping .....	142
Arched Radius .....	84	Flute Rails Pricing .....	96	Paint and Stain Finishes .....	86
B		FPMS-1 .....	132	Painted Finish.....	86
Base/Casing.....	116	FPMS-2.....	132	Plain Face Frame.....	93
Blum Drawer Guides .....	126	French Mitered Doors.....	49	Plinth Block .....	95
Blum Hinges .....	81	French Mitered Outside		Plinth Block Pricing.....	96
Bottom Panel Assembly Options.....	122	Edge Options.....	52	Plywood.....	97
Broan Blower Units .....	130	French Mitered Pricing.....	53	Prefinishing .....	86
Brushed Glaze .....	86	G		Price And Specification Guide .....	140
Butt Doors.....	82	Glass Options .....	31	Price Quotations/ Confirming Orders.....	2
C		Glaze .....	86	Pricing .....	2
Cabinet Accessories .....	90	H		Product Warranty.....	137
CBOX1 .....	140	Handling And Freight Policy .....	142	Pullout Fronts.....	122
CBOX2 .....	140	Hand Wiped Glaze.....	86	Q	
Color Brochure.....	140	Highback (HB-1) .....	123	Quarter Circle Doors.....	67
Color Sample Display Board.....	140	Hinge Boring.....	78	R	
Compact Door Display .....	140	Hinge Boring Patterns.....	78	Radius Corners.....	82
Complete Set of Color Samples .....	140	I		Raised Panel .....	8
Concealed Hinge Boring Chart.....	79	Important Ordering Information .....	2	Raised Panel 5-Piece Drawer Fronts .....	14
Cope and Stick Door Construction .....	3	Integrated Rosettes .....	94	Raised Panel Profiles.....	18
Cope And Stick Outside Edge Profiles... 19		L		Remake Policy .....	137
Corner Drawer.....	123	Lazy Susan Doors or Corner Doors.....	82	Return Inspection.....	137
Crown Moulding.....	108	Lazy Susans by Rev-A-Shelf .....	90	Rosette Block.....	95
Custom Color Set-up Charge .....	86	Liners .....	130	Rosette/Plinth.....	95
Custom Matched Finishes .....	86	Louvered Doors.....	13	Rosettes Block Pricing.....	96
Custom Wood Hoods.....	128	M		Rough Sawn Doors.....	64
D		Mantel Shelves.....	132	Routed Finger Pull .....	82
Display Cabinet .....	140	Mantel & Surrounds.....	133	S	
Display Products & Samples .....	140	Master Finish Pricing.....	102	Sales Kit.....	140
Distressing .....	87	Master Price Table for Mouldings .....	103	Scoop Fronts.....	122
Door Options .....	82	MDF Veneer Doors.....	68	Setting up an Account and	
Dovetail Drawer Options .....	122	MDF Veneer		Payment Terms .....	2
Dovetail Drawer Pricing .....	120	w/Solid Wood Edging.....	73	Setting up an Account/Terms/Ordering	
Drawer Box .....	119	Millwork.....	104	Information.....	2
Drawer Box Guides.....	126	Mitered Door & Drawer Front Edge		Shelves and Brackets.....	91
Drawer Options .....	123	Profiles .....	33	Silverware Insert .....	124
Drawer Peg System.....	123	Mitered Doors.....	32	Simplicity Series.....	4
		Mitered Doors & Drawer		Sliding Drawer Within a Drawer .....	124
		Fronts Pricing.....	48	Solid Wood Bread Board .....	90
				Solid Wood Doors.....	66

Spice Tray Insert..... 123  
 SR-107 Applied Moulding ..... 61  
 Stained Finish ..... 86  
 Stile And Rail Profiles..... 15  
 Storage Fee ..... 137

T

Table of Contents ..... 1  
 Thermally Fused Laminate ..... 69  
 Trim Moulding ..... 104  
 Typical Mitered Construction ..... 32

U

U-Shape Box..... 122  
 Utility Drawer Insert ..... 124

V

V-100 Applied Moulding ..... 54  
 V-102 Applied Moulding ..... 60  
 V-105 Applied Moulding ..... 58  
 V-106 Applied Moulding ..... 62  
 V-109 Applied Moulding ..... 55  
 V-114 Applied Moulding..... 56  
 V-116 Applied Moulding ..... 58  
 V-125 Applied Moulding..... 59  
 V-126 Applied Moulding..... 57  
 V-127 Applied Moulding..... 59  
 Valances, Shelves & Brackets ..... 91  
 Veneers & Plywood Panels..... 97  
 Vintage Finish ..... 86

W

Wainscot Panels..... 83  
 Warranty/Remake Information/Care  
     Instructions..... 137  
 Waste Basket Drawer ..... 125  
 Wine Bottle Shelf ..... 90  
 Wine Rack Lattice ..... 90  
 Woodgrill Door Options ..... 28  
 Woodgrill Doors ..... 28  
 Wood Hood Liner & Blower Units..... 130  
 Wood Knife Block Insert..... 123  
 Wood Specifications ..... 138



*Valley Custom Door*<sup>®</sup>

Superior Craftsmanship.  
Remarkable Service.

Valley Custom Door  
845 Prosper Street  
De Pere, WI 54115-3103  
Phone: 888-815-9648  
Fax: 920-336-5956  
[www.valleycustomdoor.com](http://www.valleycustomdoor.com)  
[vcd@valleycustomdoor.com](mailto:vcd@valleycustomdoor.com)